

SAIL-M12GM12G-3-11.4U

Weidmüller Interface GmbH & Co. KG

Klingenbergstraße 26

D-32758 Detmold

Germany

Fon: +49 5231 14-0

Fax: +49 5231 14-292083

www.weidmueller.com



Sensor/actuator cables are used for wiring sensors and actuators and for transmitting data or power in various applications. The moulded cable offers connected and tested connection of the plug-in connector to the cable ex-works. The cables may be exposed to a wide range of conditions, such as humidity, dust, heat, cold, shock or vibration.

Our developers have focused specifically on this issue and designed a host of different M8 and M12 sensor-actuator cables so you are bound to find the solution you need for your application.

Is there something you have not managed to find or you feel needs explanation? Talk to us!

General ordering data

Type	SAIL-M12GM12G-3-11.4U
Order No.	9457231140
Version	Sensor/actuator line, Connecting line, M12 / M12, Number of poles : 3, 11.4 m, Shielded: No, LED: No, Sheath material: PUR, Halogen: No
GTIN (EAN)	4050118627275
Qty.	1 pc(s).

Creation date May 1, 2020 12:14:21 AM CEST

Catalogue status 17.04.2020 / We reserve the right to make technical changes.

SAIL-M12GM12G-3-11.4U**Weidmüller Interface GmbH & Co. KG**

Klingenbergstraße 26

D-32758 Detmold

Germany

Fon: +49 5231 14-0

Fax: +49 5231 14-292083

www.weidmueller.com

Technical data**Dimensions and weights**

Net weight 29 g

Environmental Product Compliance

REACH SVHC Lead 7439-92-1

Technical specifications for cable

Number of poles	3	Core cross-section	0.34 mm ²
Outside diameter	4.3 mm ± 0.2 mm	Cable length	11.4 m
Shielded	No	Insulation	PP
Colour coding	brown, blue, black	Sheath material	PUR
Sheathing colour	black	Halogen	No
Temperature range, moving	-25...80 °C	Temperature range, stationary	-40...80 °C
Core in accordance with UL AWM style	10493 (80 °C / 300 V)	Outer cladding in accordance with UL AWM style	20233/21198 (80 °C / 300 V)
Suitable for cable carriers	Yes	Torsion resistance	360 °/m
Bending radius, min., stationary	5 x cable diameter	Bending radius, min., moving	10 x cable diameter
Acceleration	5 m/s ²	Speed	5 m/s
Bending cycles	2 Mio	Resistant to welding beads	No
Configurable cable length	No	Hydrolysis and microbe resistant	Yes
LABS-free	Yes	Resistance to oils	in accordance with IEC 60811:404
Resistance to spread of flame	In accordance with UL1581 UL/ CUL FT1, in accordance with IEC 60332-1-2, in accordance with IEC 60332-1-3, in accordance with IEC 60332-2-2		

General technical data

AF size	12 mm	Connection thread	M12 / M12
Housing main material	PUR	Threaded ring material	Diecast zinc
Protection degree	IP65, IP66, IP67, IP68, when screwed in	Contact surface	Gold-plated
LED	No	Rated voltage	250 V
Rated current	4 A	Insulation strength	10 ⁸ Ω
Temperature range of housing	-25...+80 °C	Plugging cycles	≥ 100
Pollution severity	3		

Classifications

ETIM 6.0	EC001855	ETIM 7.0	EC001855
eClass 9.0	27-06-03-11	eClass 9.1	27-06-03-11
eClass 10.0	27-06-03-11		

Approvals

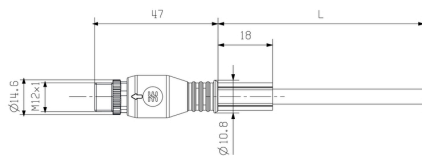
ROHS Conform

SAIL-M12GM12G-3-11.4U

Weidmüller Interface GmbH & Co. KG
 Klingenbergstraße 26
 D-32758 Detmold
 Germany
 Fon: +49 5231 14-0
 Fax: +49 5231 14-292083
 www.weidmueller.com

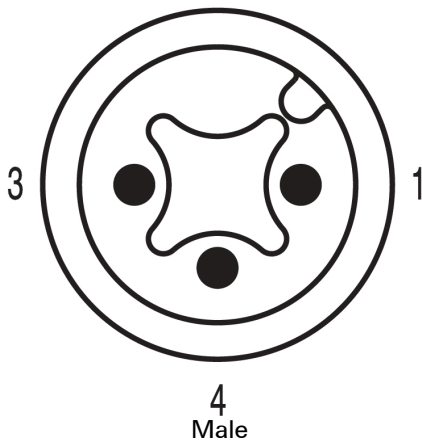
Drawings

Dimensioned drawing

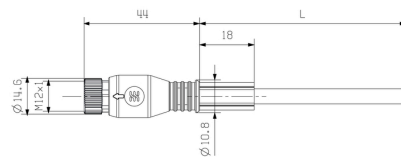


Male, straight

Pole scheme

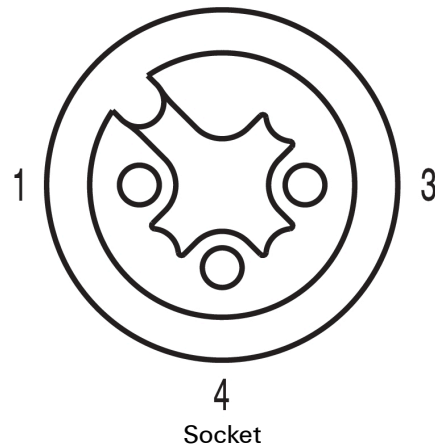


Dimensioned drawing

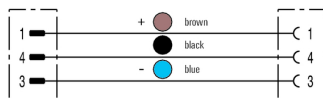


Straight socket

Pole scheme



Wiring diagram



The ideal tool: Screwty® with torque function



Light, securely screwed-in round plug-in connectors. Screwty set DM / VPE: 1 / Order No.: 1920000000 Adapters: M12, M12 F, M8, M8 F