

SAIL-VSCD-M12G-6.0U**Weidmüller Interface GmbH & Co. KG**

Klingenbergstraße 26

D-32758 Detmold

Germany

Fon: +49 5231 14-0

Fax: +49 5231 14-292083

www.weidmueller.com



Weidmüller can supply valve plugs as connecting lines with M12 plugs and one end without connector. The status of the valve plug is shown by an LED. Every valve plug is fitted with a protective circuit. The Weidmüller range includes valve plugs of type A, B and C to DIN and industry standards. In the plugged condition they achieve IP 67 class of protection. The outlet direction is also a decisive factor: Weidmüller can also supply 0° versions, i.e. the cable outlet direction is located at the PE contact.

General ordering data

Type	SAIL-VSCD-M12G-6.0U
Order No.	9456 170600
Version	Valve plug, Straight plug - valve plug
GTIN (EAN)	4032248790852
Qty.	1 pc(s).

Creation date May 1, 2020 1:16:09 AM CEST

Catalogue status 17.04.2020 / We reserve the right to make technical changes.

SAIL-VSCD-M12G-6.0U**Weidmüller Interface GmbH & Co. KG**

Klingenbergstraße 26

D-32758 Detmold

Germany

Fon: +49 5231 14-0

Fax: +49 5231 14-292083

www.weidmueller.com

Technical data**Dimensions and weights**

Net weight 209 g

Environmental Product Compliance

REACH SVHC Lead 7439-92-1

Technical specifications for cable

Number of poles	3	Core cross-section	0.5 mm ²
Outside diameter	4.6 mm ± 0.2 mm	Cable length	6 m
Shielded	No	Insulation	PP
Colour coding	brown, blue, Green/yellow	Sheath material	PUR
Sheathing colour	black	Halogen	No
Temperature range, moving	-25...80 °C	Temperature range, stationary	-50...80 °C
Suitable for cable carriers	Yes	Torsion resistance	0 °/m
Bending radius, min., stationary	5 x cable diameter	Bending radius, min., moving	10 x cable diameter
Acceleration	5 m/s ²	Speed	200 m/min
Bending cycles	2 Mio	Resistant to welding beads	No

General technical data

Version	Straight plug - valve plug	Coding	DIN design C (8 mm), M12 = A
Protection degree	IP67, when screwed in	Contact surface	tinned
LED	Yes	Rated voltage	24 V
Rated current	4 A	Temperature range of housing	-25...+80 °C
Tightening torque	M2.5 mounting screw: 0.3 Nm, M12: 0.8 - 1.2 Nm	All valve plugs are fitted with protective circuits	Zener diode

Classifications

ETIM 6.0	EC001855	ETIM 7.0	EC001855
eClass 9.0	27-06-03-12	eClass 9.1	27-06-03-11
eClass 10.0	27-06-03-12		

Approvals

Approvals



ROHS

Conform

DownloadsBrochure/Catalogue [FL FIELDWIRING EN](#)

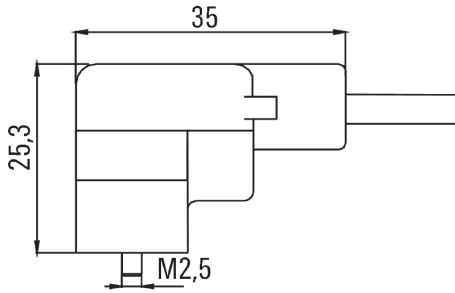
Data sheet

SAIL-VSCD-M12G-6.0U

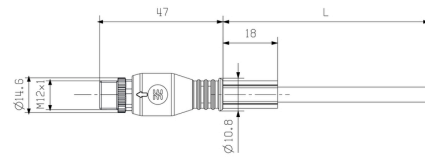
Weidmüller Interface GmbH & Co. KG
 Klingenbergstraße 26
 D-32758 Detmold
 Germany
 Fon: +49 5231 14-0
 Fax: +49 5231 14-292083
 www.weidmueller.com

Drawings

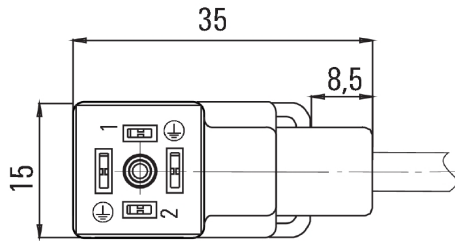
Dimensioned drawing



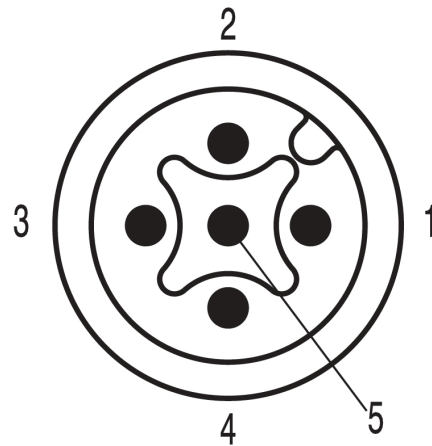
Dimensioned drawing



Pole scheme



Pole scheme



Wiring diagram

