

**RIDERSERIES RCI
RCI314AB2**

Weidmüller Interface GmbH & Co. KG
Klingenbergstraße 26
D-32758 Detmold
Germany
Fon: +49 5231 14-0
Fax: +49 5231 14-292083
www.weidmueller.com

Product image

Similar to illustration

Standard relay within the RIDERSERIES RCI.

- 1 CO contact
- Relay with DC coil
- Relay with integrated status display and free-wheel diode

General ordering data

Type	RCI314AB2
Order No.	8870090000
Version	RIDERSERIES RCI, Relay, Number of contacts: 1 CO contact AgNi 90/10, Rated control voltage: 12 V DC, Continuous current: 16 A, Plug-in connection
GTIN (EAN)	4032248613465
Qty.	10 pc(s).

Creation date May 1, 2020 5:57:48 AM CEST

Catalogue status 17.04.2020 / We reserve the right to make technical changes.

**RIDERSERIES RCI
RCI314AB2**

Weidmüller Interface GmbH & Co. KG
 Klingenbergstraße 26
 D-32758 Detmold
 Germany
 Fon: +49 5231 14-0
 Fax: +49 5231 14-292083
 www.weidmueller.com

Technical data**Dimensions and weights**

Width	13 mm	Width (inches)	0.512 inch
Height	29 mm	Height (inches)	1.142 inch
Depth	25.6 mm	Depth (inches)	1.008 inch
Net weight	17.1 g		

Temperatures

Humidity	40 °C / 93 % rel. humidity, no condensation	Operating temperature, max.	70 °C
Operating temperature, min.	-40 °C	Storage temperature, max.	85 °C
Storage temperature, min.	-40 °C	Operating temperature	-40 °C...70 °C
Storage temperature	-40 °C...85 °C		

Rated data UL

Certificate No. (cURus)	E224238
-------------------------	---------

Input

Rated control voltage	12 V DC	Rated current DC	33.3 mA
Power rating	400 mW	Pull-in/drop-out voltage, typ.	8.4 V / 1.2 V DC
Coil resistance	360 Ω ± 10 %	Status indicator	Green LED
Protective circuit	Free-wheeling diode		

Output

Rated switching voltage	240 V AC	Max. switching voltage, AC	400 V
Continuous current	16 A	Inrush current	30 A / 4 s
AC switching capacity (resistive), max.	4000 VA	DC switching capacity (resistive), max.	384 W @ 24 V
Switch-on delay	≤ 8 ms	Switch-off delay	≤ 6 ms
Min. switching power	1 mA @ 24 V, 10 mA @ 12 V, 100 mA @ 5 V	Max. switching frequency at rated load	0.1 Hz

Contact data

Contact type	1 CO contact (AgNi 90/10)	Mechanical service life	AC coil 5 x 10 ⁶ switching cycles, DC coil 10 x 10 ⁶ switching cycles
--------------	---------------------------	-------------------------	---

General data

Test button	No	Mechanical switch position indicator	No
Colour	Transparent	UL 94 flammability rating	V-2

Insulation coordination

Rated voltage	250 V	Surge voltage category	III
Pollution severity	2	Insulating material group	IIIa
Dielectric strength, Input/Output	5 kV _{eff} / 1 min	Creepage and clearance distance input - output	≥ 8 mm
Dielectric strength of open contact	1 kV _{eff} / 1 min	Impulse withstand voltage	5 kV (1.2/50 μs)

Data sheet

RIDERSERIES RCI RCI314AB2

Weidmüller Interface GmbH & Co. KG
 Klingenbergstraße 26
 D-32758 Detmold
 Germany
 Fon: +49 5231 14-0
 Fax: +49 5231 14-292083
 www.weidmueller.com

Technical data

Further details of approvals / standards

Standards	IEC 61810-1, UL508	Certificate No. (CSA)	249409-2426937
Certificate No. (cURus)	E224238		

Connection data

Wire connection method	Plug-in connection	Pitch in mm (P)	5 mm
------------------------	--------------------	-----------------	------

Classifications

ETIM 6.0	EC001437	ETIM 7.0	EC001437
eClass 9.0	27-37-16-01	eClass 9.1	27-37-16-01
eClass 10.0	27-37-16-01	UNSPSC	30-21-19-17

Approvals

Approvals



ROHS Conform

Downloads

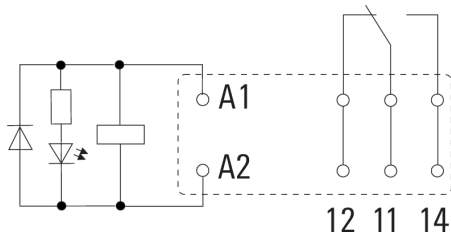
Approval/Certificate/Document of Conformity	EU Konformitätserklärung / EU Declaration of Conformity
Brochure/Catalogue	CAT 4.2 ELECTR 18/19 EN
Engineering Data	EPLAN, WSCAD
Engineering Data	STEP

**RIDERSERIES RCI
RCI314AB2**

Weidmüller Interface GmbH & Co. KG
 Klingenbergstraße 26
 D-32758 Detmold
 Germany
 Fon: +49 5231 14-0
 Fax: +49 5231 14-292083
 www.weidmueller.com

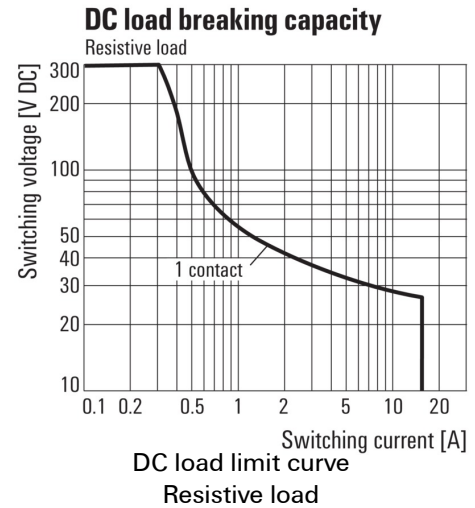
Drawings

Wiring diagram

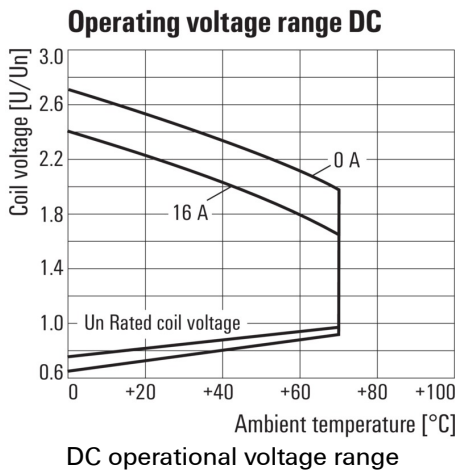


View of Pins from below

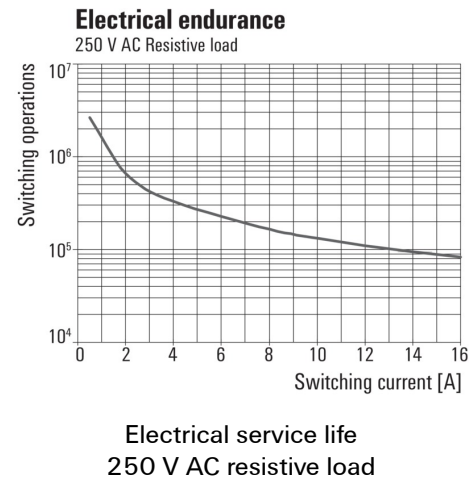
Graph



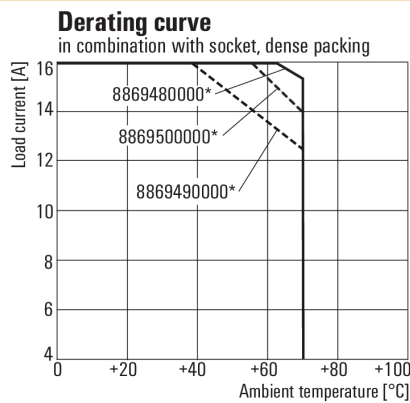
Graph



Graph



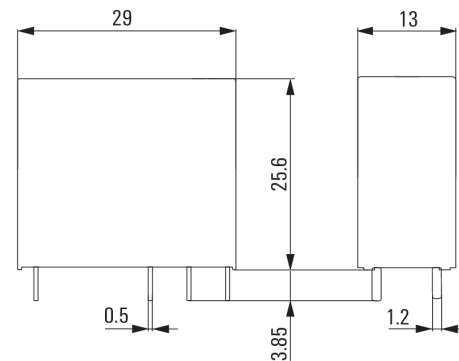
Graph



* For full continuous current (16 A), socket connections 11-21, 12-22 and 14-24 must be bridged.

Derating curve
Relay in combination with base

Dimensional drawing



**RIDERSERIES RCI
RCI314AB2**

Weidmüller Interface GmbH & Co. KG
 Klingenbergstraße 26
 D-32758 Detmold
 Germany
 Fon: +49 5231 14-0
 Fax: +49 5231 14-292083
 www.weidmueller.com

Mating connector (fully pluggable)

Base



Relay base for the RIDERSERIES RCI relays

- 1 and 2 CO contacts
- Screw and PUSH IN connection
- Standard and low heights

General ordering data

Type	SRC-I 2CO N	Version
Order No.	8869480000	RIDERSERIES RCI, Relay bases, Number of contacts: 2 CO contact,
GTIN (EAN)	4032248614431	Continuous current: 12 A, 16 A ¹ , Screw connection
Qty.	10 pc(s).	
Type	SRC-I 2CO	Version
Order No.	8869490000	RIDERSERIES RCI, Relay bases, Number of contacts: 2 CO contact,
GTIN (EAN)	4032248614448	Continuous current: 12 A, 16 A ¹ , Screw connection
Qty.	10 pc(s).	
Type	SRC-I 2CO P	Version
Order No.	8869500000	RIDERSERIES RCI, Relay bases, Number of contacts: 2 CO contact,
GTIN (EAN)	4032248614455	Continuous current: 12 A, 16 A ¹ , PUSH IN
Qty.	10 pc(s).	

RIDERSERIES RCI RCI314AB2

Weidmüller Interface GmbH & Co. KG
 Klingenbergstraße 26
 D-32758 Detmold
 Germany
 Fon: +49 5231 14-0
 Fax: +49 5231 14-292083
 www.weidmueller.com

Accessories

Label (cannot be printed using PrintJet)



Weidmüller RIDERSERIES relays guarantee a noise-free, decoupled signal transmission in industrial automation concepts.

The are compact, quickly installed and can be fitted in the tightest of spaces.

- 1 or 2 CO contacts
- optionally: AC or DC coils
- Relay optionally with integrated status display and/or free-wheel diode and optionally combined with a test button
- pluggable LED modules with protective functions
- Metal and plastic retaining clips
- Base with screw / PUSH IN connection

General ordering data

Type	SRC-I MARK	Version	
Order No.	8869530000	RIDERSERIES RCI, Label	
GTIN (EAN)	4032248614479		
Qty.	10 pc(s).		

Cross-connection for base with PUSH IN connection



Weidmüller RIDERSERIES relays guarantee a noise-free, decoupled signal transmission in industrial automation concepts.

The are compact, quickly installed and can be fitted in the tightest of spaces.

- 1 or 2 CO contacts
- optionally: AC or DC coils
- Relay optionally with integrated status display and/or free-wheel diode and optionally combined with a test button
- pluggable LED modules with protective functions
- Metal and plastic retaining clips
- Base with screw / PUSH IN connection

General ordering data


Type	SRC-I QV P	Version	
Order No.	8870840000	RIDERSERIES RCI, Cross-connector	
GTIN (EAN)	4032248631681		
Qty.	10 pc(s).		

RIDERSERIES RCI RCI314AB2

Weidmüller Interface GmbH & Co. KG
 Klingenbergstraße 26
 D-32758 Detmold
 Germany
 Fon: +49 5231 14-0
 Fax: +49 5231 14-292083
 www.weidmueller.com

Accessories

LED



Pluggable protective modules for the RIDERSERIES RCI / RCM relay base, with optional protective functions.

- With either green or red LED
- For UC supply voltage

General ordering data

Type	RIM-I 3 6/24VUC	Version
Order No.	8869630000	RIDERSERIES, LED module, Rated control voltage: 6...24 V UC, Plug-in connection
GTIN (EAN)	4032248614578	
Qty.	10 pc(s).	
Type	RIM-I 3 6/24VUC GN	Version
Order No.	8869640000	RIDERSERIES, LED module, Rated control voltage: 6...24 V UC, Plug-in connection
GTIN (EAN)	4032248614585	
Qty.	10 pc(s).	

Base



Relay base for the RIDERSERIES RCI relays

- 1 and 2 CO contacts
- Screw and PUSH IN connection
- Standard and low heights

General ordering data

Type	SRC-I 2CO N	Version
Order No.	8869480000	RIDERSERIES RCI, Relay bases, Number of contacts: 2 CO contact, Continuous current: 12 A, 16 A ¹ , Screw connection
GTIN (EAN)	4032248614431	
Qty.	10 pc(s).	
Type	SRC-I 2CO	Version
Order No.	8869490000	RIDERSERIES RCI, Relay bases, Number of contacts: 2 CO contact, Continuous current: 12 A, 16 A ¹ , Screw connection
GTIN (EAN)	4032248614448	
Qty.	10 pc(s).	
Type	SRC-I 2CO P	Version
Order No.	8869500000	RIDERSERIES RCI, Relay bases, Number of contacts: 2 CO contact, Continuous current: 12 A, 16 A ¹ , PUSH IN
GTIN (EAN)	4032248614455	
Qty.	10 pc(s).	

RIDERSERIES RCI RCI314AB2

Weidmüller Interface GmbH & Co. KG
 Klingenbergstraße 26
 D-32758 Detmold
 Germany
 Fon: +49 5231 14-0
 Fax: +49 5231 14-292083
 www.weidmueller.com

Accessories

LED / free-wheel diode



Pluggable protective modules for the RIDERSERIES RCI / RCM relay base, with optional protective functions.

- With either green or red LED
- With free-wheel diode
- For DC supply voltage

General ordering data

Type	RIM-I 2 6/24VDC	Version
Order No.	8869590000	RIDERSERIES, LED module with freewheel diode, Rated control
GTIN (EAN)	4032248614530	voltage: 6...24 V DC, Plug-in connection
Qty.	10 pc(s).	
Type	RIM-I 2 6/24VDC GN	Version
Order No.	8869600000	RIDERSERIES, LED module with freewheel diode, Rated control
GTIN (EAN)	4032248614547	voltage: 6...24 V DC, Plug-in connection
Qty.	10 pc(s).	

Cross-connection for socket with screw connection



In an industrial environment, service work needs to be carried out quickly, simply and reliably. If components are replaced, bended relay contacts often cause errors which are difficult to locate.

As the handling of components in practice plays an increasingly important role, DRI relays have particularly stable plug contacts for quick and safe mounting. The test button with latching in end position can be operated tool-free. An easily visible, LED illuminated status display also allows clear determination of status.

Both during installation of the cabinet and during subsequent servicing in the machinery and plant engineering sector, DRI relays are the optimum coupling element for confined installation conditions.

General ordering data

Type	SRC-I QV S	Version
Order No.	1132070000	RIDERSERIES RCI, Cross-connector
GTIN (EAN)	4032248912087	
Qty.	10 pc(s).	

**RIDERSERIES RCI
RCI314AB2**

Weidmüller Interface GmbH & Co. KG
 Klingenbergstraße 26
 D-32758 Detmold
 Germany
 Fon: +49 5231 14-0
 Fax: +49 5231 14-292083
 www.weidmueller.com

Accessories

Retaining clip



- Coupling relay with positively driven contacts: for monitoring signals within safety-critical circuits
- Relays with positively driven contacts have a 99% diagnostics coverage and an excellent reputation for use in safety systems.
- The contacts interlock with each other in order to ensure a synchronous switching status between both contacts. This guarantees that the alert contact will maintain the same switching status in the event of an error (for example, if the working contact melts from an overload).

General ordering data

Type	SRC-I CLIP HM RCI	Version	
Order No.	1132090000		RIDERSERIES RCI, Retaining clip
GTIN (EAN)	4032248912209		
Qty.	20 pc(s).		

Plastic retaining clip

Plastic retaining clip for RIDERSERIES RCI relays



General ordering data

Type	SRC-I CLIP HP	Version	
Order No.	8869510000		RIDERSERIES RCI, Retaining clip
GTIN (EAN)	4032248614462		
Qty.	10 pc(s).		

**RIDERSERIES RCI
RCI314AB2**

Weidmüller Interface GmbH & Co. KG
 Klingenbergstraße 26
 D-32758 Detmold
 Germany
 Fon: +49 5231 14-0
 Fax: +49 5231 14-292083
 www.weidmueller.com

Accessories

Protection module



Pluggable protective modules for the RIDERSERIES RCI / RCM relay base, with optional protective functions.

- Optionally with free-wheel diode, load resistor or RC filter

General ordering data

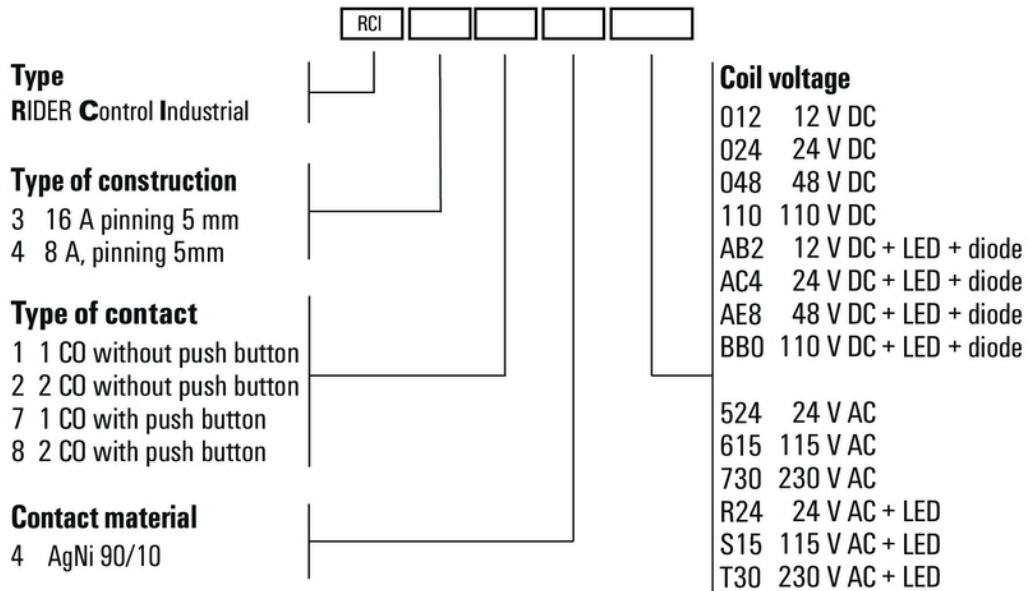
Type	RIM-I 1 6/230V	Version
Order No.	8869580000	RIDERSERIES, Free-wheeling diode, Rated control voltage: 6...230 V
GTIN (EAN)	4032248614523	DC, Plug-in connection
Qty.	10 pc(s).	

**RIDERSERIES RCI
RCI314AB2**

Weidmüller Interface GmbH & Co. KG
 Klingenbergstraße 26
 D-32758 Detmold
 Germany
 Fon: +49 5231 14-0
 Fax: +49 5231 14-292083
 www.weidmueller.com

Drawings

Miscellaneous



Type codes