

**BT-SERIES
TIMER BTM-S**

Weidmüller Interface GmbH & Co. KG
 Klingenbergstraße 26
 D-32758 Detmold
 Germany
 Fon: +49 5231 14-0
 Fax: +49 5231 14-292083
 www.weidmueller.com

Product image


Similar to illustration

The BTM timing relay has 8 different timing functions which can be set via a rotary switch on the front. Delay/clock times can be selected between 0.1 second and 120 hours.

The component has an additional control input on the input side which must be activated for the respective timing function.

The timing relay is built into an Insta enclosure just 17.5 mm wide.

On the output side there is a relay contact with a switching capacity of 250 V/ 5 A.

General ordering data

Delivery status	This article will no longer be available in the future.
Available until	2021-12-31
Type	TIMER BTM-S
Order No.	8647700000
Version	BT-SERIES, Multifunction timing relay, with separate control input, , Number of contacts: 1, CO contact, AgNi 90/10, Rated control voltage: 24...230 V AC, 24...48 V DC, Continuous current: 5 A, Screw connection
GTIN (EAN)	4032248308903
Qty.	10 pc(s).

Creation date: [17.04.2020 7:11:34 AM CEST](#)

**BT-SERIES
TIMER BTM-S**

Weidmüller Interface GmbH & Co. KG
 Klingenbergstraße 26
 D-32758 Detmold
 Germany
 Fon: +49 5231 14-0
 Fax: +49 5231 14-292083
 www.weidmueller.com

Technical data**Dimensions and weights**

Width	17.5 mm	Width (inches)	0.689 inch
Height	80 mm	Height (inches)	3.15 inch
Depth	74 mm	Depth (inches)	2.913 inch
Net weight	76.2 g		

Temperatures

Humidity	35...85 % rel. humidity, no condensation	Operating temperature, max.	55 °C
Operating temperature, min.	-10 °C	Storage temperature, max.	65 °C
Storage temperature, min.	-25 °C	Operating temperature	-10 °C...55 °C
Storage temperature	-25 °C...65 °C		

Environmental Product Compliance

REACH SVHC	Lead 7439-92-1
------------	----------------

Rated data UL

Certificate No. (UR)	E223474
----------------------	---------

Input

Rated control voltage	24...48 V DC + 10 % / - 15 % / 24...230 V AC + 10 % / - 15 %	Power rating	≤ 0.4 VA, 1.6 W
Pull-in/drop-out voltage, typ.	20.4 V / 2.4 V AC 20.4 V / 2.4 V DC	Status indicator	LED green: supply voltage, LED orange: relay output on
Repeat accuracy	± 1 %	Setting tolerance	10 %
Min. pulse duration	50 ms	Time ranges	0.1 s - 1.2 s, 1 s - 12 s, 0.1 min - 1.2 min, 1 min - 12 min, 0.1 h - 1.2 h, 1 h - 12 h, 10 h - 120 h
Max. reset time after voltage interruption	100 ms		

Output

Rated switching voltage	250 V AC	Max. switching voltage, AC	250 V
Continuous current	5 A	AC switching capacity (resistive), max.	2500 VA
DC switching capacity (resistive), max.	120 W @ 24 V		

Contact data

Contact type	1 CO contact (AgNi 90/10)	Electrical service life, DC coil	10 ⁵ switching cycles (5A at 250 Vac, ohm load at 1800/h)
Contact resistance	100 MΩ min., at 500 V DC	Mechanical service life	10 ⁷ switching cycles (no load, 1800/h)

General data

Version	with separate control input	Rail	TS 35
Test button	No	Mechanical switch position indicator	No
Colour	beige	UL 94 flammability rating	V-2

Creation date May 1, 2020 7:11:34 AM CEST

Catalogue status 17.04.2020 / We reserve the right to make technical changes.

**BT-SERIES
TIMER BTM-S**

Weidmüller Interface GmbH & Co. KG
 Klingenbergstraße 26
 D-32758 Detmold
 Germany
 Fon: +49 5231 14-0
 Fax: +49 5231 14-292083
 www.weidmueller.com

Technical data**Insulation coordination**

Protection degree	IP20	Dielectric strength, Input/Output	2 kV _{eff} / 1 min
-------------------	------	-----------------------------------	-----------------------------

Further details of approvals / standards

Standards	UL508	Certificate No. (CSA)	219713
Certificate No. (UR)	E223474		

Connection data

Wire connection method	Screw connection	Stripping length, rated connection	7 mm
Tightening torque, max.	0.98 Nm	Clamping range, rated connection	1.5 mm ²
Clamping range, min.	0.5 mm ²	Clamping range, max.	2.5 mm ²
Wire connection cross section AWG, min.	AWG 20	Wire connection cross section AWG, max.	AWG 14
Wire cross-section, solid, min.	0.5 mm ²	Wire cross-section, solid, max.	2.5 mm ²
Wire connection cross-section, finely stranded, min.	0.5 mm ²	Wire connection cross section, finely stranded, max.	2.5 mm ²
Wire connection cross-section, finely stranded with wire-end ferrules DIN 46228/4, min.	0.5 mm ²	Wire connection cross-section, finely stranded with wire-end ferrules DIN 46228/4, max.	2.5 mm ²
Conductor cross-section, flexible, AEH (DIN 46228-1), min.	0.5 mm ²	Conductor cross-section, flexible, AEH (DIN 46228-1), max.	2.5 mm ²
Wire connection cross section, finely stranded, two clampable wires, min.	0.5 mm ²	Wire cross-section, finely stranded, two clampable wires, max.	1.5 mm ²
Blade size	size PH1		

Classifications

ETIM 6.0	EC001439	ETIM 7.0	EC001439
eClass 9.0	27-37-16-05	eClass 9.1	27-37-16-05
eClass 10.0	27-37-16-05	UNSPSC	30-21-19-17

Approvals

Approvals



ROHS	Conform
------	---------

Downloads

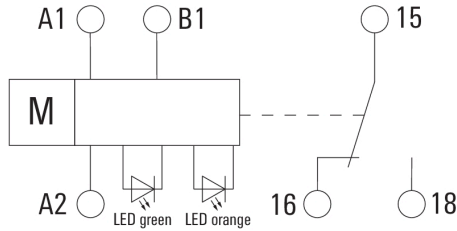
Approval/Certificate/Document of Conformity	EU Konformitätserklärung / EU Declaration of Conformity
Brochure/Catalogue	CAT 4.2 ELECTR 18/19 EN
Engineering Data	EPLAN, WSCAD
Engineering Data	STEP
User Documentation	Time functions BTM-Timer

**BT-SERIES
TIMER BTM-S**

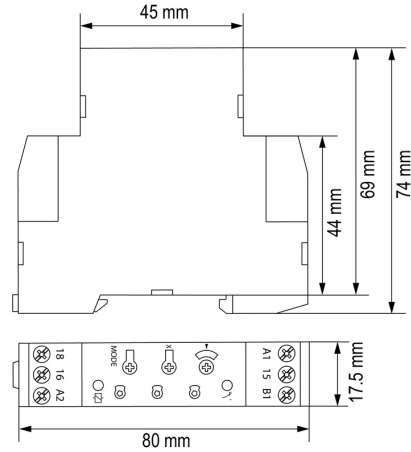
Weidmüller Interface GmbH & Co. KG
 Klingenbergstraße 26
 D-32758 Detmold
 Germany
 Fon: +49 5231 14-0
 Fax: +49 5231 14-292083
 www.weidmueller.com

Drawings

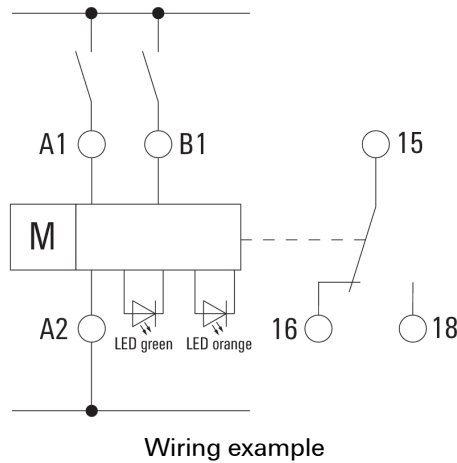
Wiring diagram



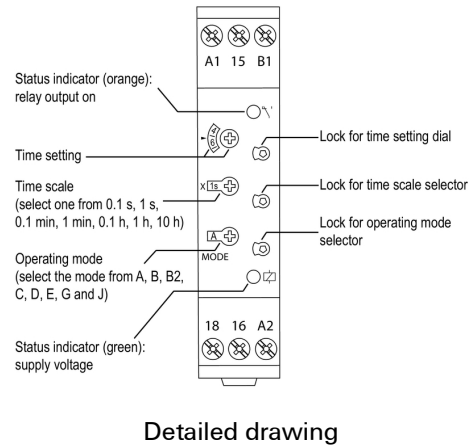
Dimensional drawing



Example of use



Dimensional drawing



**BT-SERIES
TIMER BTM-S**

Weidmüller Interface GmbH & Co. KG
 Klingenbergstraße 26
 D-32758 Detmold
 Germany
 Fon: +49 5231 14-0
 Fax: +49 5231 14-292083
 www.weidmueller.com

Accessories

Crosshead screwdriver, Phillips



VDE insulated screwdriver sets, for working on live parts up to 1000 V AC and 1500 V DC, DIN EN 60900. IEC 900. Each piece is "GS" safety tested. Blade made from fully hardened, high-alloy chromium-vanadium-molybdenum steel, gun-metal finish.

General ordering data

Type	SDIK PH1 SL	Version
Order No.	1274710000	Mounting tool, Blade length: 80 mm
GTIN (EAN)	4050118073249	
Qty.	1 pc(s).	

Crosshead screwdriver Phillips



Crosshead screwdriver, Phillips, SDK PH DIN 5262, ISO 8764/2-PH, output to ISO 8764-PH, ChromTop tip, SoftFinish grip

General ordering data

Type	SDK PH1	Version
Order No.	9008480000	Screwdriver, Blade width (B): 4.5 mm, Blade length: 80 mm
GTIN (EAN)	4032248056477	
Qty.	1 pc(s).	

**BT-SERIES
TIMER BTM-S**

Weidmüller Interface GmbH & Co. KG
 Klingenbergstraße 26
 D-32758 Detmold
 Germany
 Fon: +49 5231 14-0
 Fax: +49 5231 14-292083
 www.weidmueller.com

Accessories

Crosshead screwdriver Phillips


VDE insulated crosshead screwdriver, for Phillips screws, SDIK PH DIN 7438, ISO 8764/2-PH, output to ISO 8764-PH, SoftFinish grip



General ordering data

Type	SDIK PH1	Version	
Order No.	9008570000	Screwdriver, Blade length: 80 mm	
GTIN (EAN)	4032248056569		
Qty.	1 pc(s).		

Accessories



Installation timing relays of the BT range offer optimum solutions for industrial applications.
 The following five functions are available in the BT range:
 * pickup delay (BTR) * clock generator (BTTT)
 * multifunction (BTM) * multifunction (BTMF)
 * star/delta switchover

General ordering data

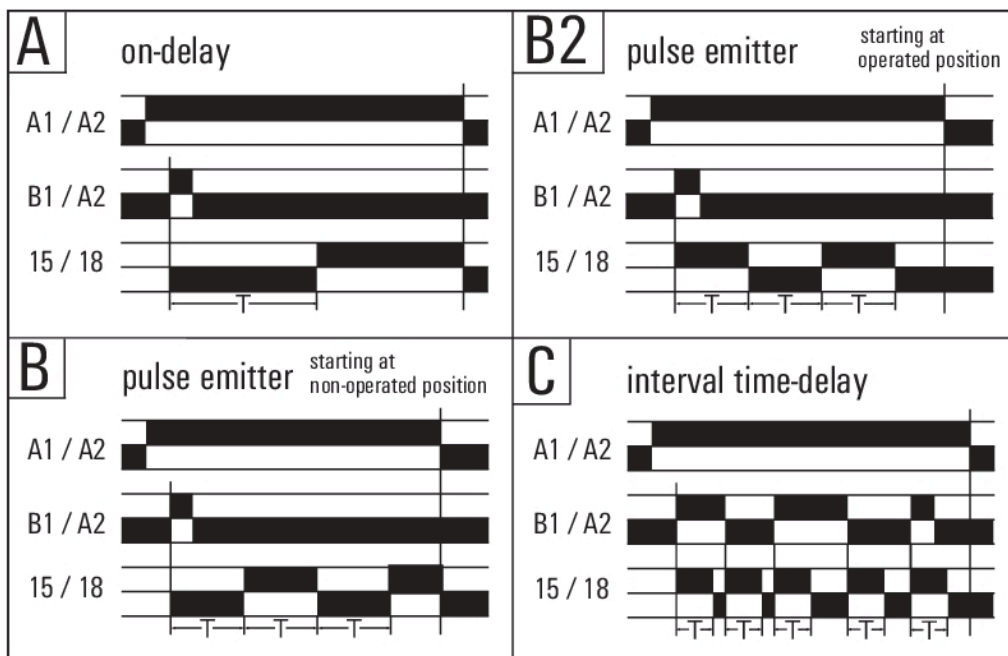
Type	BT LOCK PEN	Version	
Order No.	8659840000	BT-SERIES, Operating tool	
GTIN (EAN)	4032248322572		
Qty.	5 pc(s).		

**BT-SERIES
TIMER BTM-S**

Weidmüller Interface GmbH & Co. KG
 Klingenbergstraße 26
 D-32758 Detmold
 Germany
 Fon: +49 5231 14-0
 Fax: +49 5231 14-292083
 www.weidmueller.com

Drawings

Graph



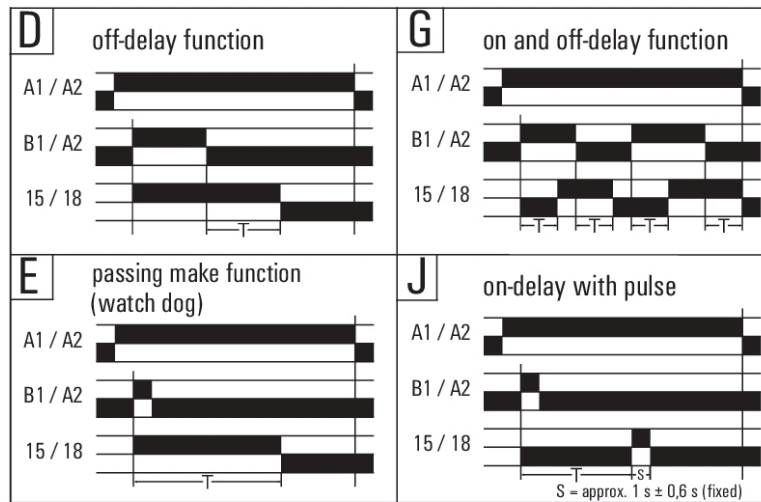
Time functions

**BT-SERIES
TIMER BTM-S**

Weidmüller Interface GmbH & Co. KG
 Klingenbergstraße 26
 D-32758 Detmold
 Germany
 Fon: +49 5231 14-0
 Fax: +49 5231 14-292083
 www.weidmueller.com

Drawings

Graph



Time functions