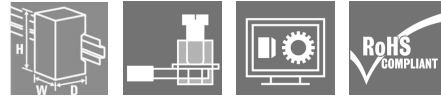



MCZ SERIES
MCZ CFC 4-20MA

Weidmüller Interface GmbH & Co. KG
Klingenbergstraße 26
D-32758 Detmold
Germany
Fon: +49 5231 14-0
Fax: +49 5231 14-292083
www.weidmueller.com

Product image**MCZ: The smallest solution**

- The smallest analogue signal converter in terminal block format on the market
- Space-saving conversion of analogue signals in the control cabinet thanks to the slim, 6 mm wide module width
- Simple wiring with plug-in cross-connectors

General ordering data

Type	MCZ CFC 4-20MA
Order No.	8461490000
Version	DC/f transformer, Input : 4-20 mA, Output frequency: 0...1/ 4/ 8/ 16 kHz
GTIN (EAN)	4032248037797
Qty.	10 pc(s).

MCZ SERIES
MCZ CFC 4-20MA

Weidmüller Interface GmbH & Co. KG
 Klingenbergstraße 26
 D-32758 Detmold
 Germany
 Fon: +49 5231 14-0
 Fax: +49 5231 14-292083
 www.weidmueller.com

Technical data**Dimensions and weights**

Length	91 mm	Length (inches)	3.583 inch
Width	6 mm	Width (inches)	0.236 inch
Depth	63.2 mm	Depth (inches)	2.488 inch
Net weight	28.3 g		

Temperatures

Operating temperature, max.	50 °C	Operating temperature, min.	0 °C
Storage temperature, max.	85 °C	Storage temperature, min.	-20 °C
Operating temperature	0 °C...50 °C	Storage temperature	-20 °C...85 °C

Environmental Product Compliance

REACH SVHC	Lead 7439-92-1
------------	----------------

Input

Number of inputs	1	Input current	4...20 mA
Input resistance, current	50 Ω	Voltage drop	5.8...6.4 V at 20 mA

Output

Number of outputs	1	Output frequency	0...1/ 4/ 8/ 16 kHz
Output level	PNP, Ub-0.7 V	Output current	max. 20 mA
Load impedance current	≤ 600 Ω	Status indicator	LED, pulsing

General data

Accuracy	0.15 % v. FSR	Current consumption	14 mA without load
Current-carrying capacity of cross-connect.	≤ 20 A	Galvanic isolation	between input/output/supply
Input/Output	DC/ f	Rail	TS 35
Temperature coefficient	≤ 250 ppm/K	Voltage supply	24 V DC ± 10 %

Insulation coordination

Clearance & creepage distances	≥ 2 mm	EMC standards	EN 55011, EN 61000-6
Galvanic isolation	between input/output/supply	Impulse withstand voltage	1.5 kV
Insulation voltage	1 kV DC	Insulation voltage input or output/rail	4 kV _{eff} / 1 min.
Pollution severity	2	Rated voltage	100 V
Surge voltage category	III		

MCZ SERIES MCZ CFC 4-20MA

Weidmüller Interface GmbH & Co. KG
 Klingenbergstraße 26
 D-32758 Detmold
 Germany
 Fon: +49 5231 14-0
 Fax: +49 5231 14-292083
 www.weidmueller.com

Technical data

Connection data

Type of connection	Tension-clamp connection	Clamping range, rated connection	1.5 mm ²
Clamping range, min.	0.5 mm ²	Clamping range, max.	1.5 mm ²
Wire connection cross section AWG, min.	AWG 26	Wire connection cross section AWG, max.	AWG 16
Wire cross-section, solid, min.	0.5 mm ²	Wire cross-section, solid, max.	1.5 mm ²
Wire connection cross-section, finely stranded, min.	0.5 mm ²	Wire connection cross section, finely stranded, max.	1.5 mm ²
Wire cross-section, finely stranded, min. (AWG)	AWG 26	Wire cross-section, finely stranded, max. (AWG)	AWG 16
Wire connection cross-section, finely stranded with wire-end ferrules DIN 46228/4, min.	0.5 mm ²	Wire connection cross-section, finely stranded with wire-end ferrules DIN 46228/4, max.	1.5 mm ²
Conductor cross-section, flexible, AEH (DIN 46228-1), min.	0.5 mm ²	Conductor cross-section, flexible, AEH (DIN 46228-1), max.	1.5 mm ²

Classifications

ETIM 6.0	EC002918	ETIM 7.0	EC002918
eClass 9.0	27-21-01-28	eClass 9.1	27-21-01-28
eClass 10.0	27-21-01-28	UNSPSC	31-12-10-07

Approvals

Approvals



ROHS Conform

Downloads

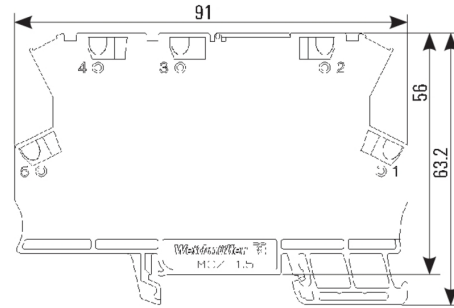
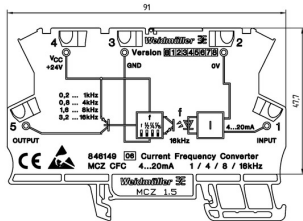
Approval/Certificate/Document of Conformity	Declaration of Conformity
Engineering Data	EPLAN, WSCAD
Engineering Data	STEP
User Documentation	Instruction sheet

**MCZ SERIES
MCZ CFC 4-20mA**

Weidmüller Interface GmbH & Co. KG
 Klingenbergstraße 26
 D-32758 Detmold
 Germany
 Fon: +49 5231 14-0
 Fax: +49 5231 14-292083
 www.weidmueller.com

Drawings

Connection diagram



dimensions

MCZ SERIES MCZ CFC 4-20MA

Weidmüller Interface GmbH & Co. KG
 Klingenbergstraße 26
 D-32758 Detmold
 Germany
 Fon: +49 5231 14-0
 Fax: +49 5231 14-292083
 www.weidmuller.com

Accessories

End bracket



Klippon® Connect with clamping yoke Technology

The high reliability and variety of designs of the terminal blocks with clamping yoke connections make planning easier and optimises operational safety. Klippon® Connect provides a proven response to a range of different requirements.

General ordering data

Type	EW 35	Version
Order No.	0383560000	Accessories, End bracket
GTIN (EAN)	4008190181314	
Qty.	50 pc(s).	

ZQV 4N



Spring connection with tension clamp Technology

Tension clamp technology is a universal contact system for all common conductor connection types. Its fantastic level of flexibility makes the tension clamp a profitable alternative connection.

General ordering data

Type	ZQV 4N/4 GE	Version
Order No.	1762620000	Accessories, Cross-connector, 32 A
GTIN (EAN)	4032248169771	
Qty.	60 pc(s).	
Type	ZQV 4N/3 GE	Version
Order No.	1762630000	Accessories, Cross-connector, 32 A
GTIN (EAN)	4032248169788	
Qty.	60 pc(s).	
Type	ZQV 4N/2 GE	Version
Order No.	1758250000	Accessories, Cross-connector, 32 A
GTIN (EAN)	4032248169795	
Qty.	60 pc(s).	

**MCZ SERIES
MCZ CFC 4-20MA**

Weidmüller Interface GmbH & Co. KG
Klingenbergstraße 26
D-32758 Detmold
Germany
Fon: +49 5231 14-0
Fax: +49 5231 14-292083
www.weidmueller.com

Accessories

Accessories



The MCZ R relay couplers, with a width of only 6 mm, are the thinnest in their class.


They are distinguished by the following features:

- Tension clamp connection
- Integrated cross-connection in input/output.
Clampable conductor cross-section is 0.5 to 1.5 mm²

General ordering data

Type	AP MCZ1.5 1674	Version
Order No.	8389030000	End plate, OMNIMATE Housing - TERMINALBOX grey-beige, End plate,
GTIN (EAN)	4008190386849	Width: 1.5 mm
Qty.	50 pc(s).	

Blank



WS markers are the perfect match for the W-series connectors. Thanks to their system compatibility, the WS tags can also be used with the I-series and the Z-series. The large marking surfaces do not only permit long character strings but also multi-line text.

WS markers are ideal for labels with long, customised character strings. Thanks to the proven MultiCard format, printing with laser printer, PrintJet ADVANCED, plotter or MC-Mobilo is possible.

- Can be fitted in strips or individually
- Markers in proven MultiCard format

For custom printing: Please send us a file of our labeling software M-Print PRO or M-Print PRO Online (without installation) for your labeling specifications.

General ordering data

Type	WS 8/6 PLUS MC NE WS	Version
Order No.	1951880000	WS, Terminal marker, 8 x 6 mm, Pitch in mm (P): 6.00 Weidmueller,
GTIN (EAN)	4032248632114	white
Qty.	600 pc(s).	