


**W-Series
WTR 4/SI LD 36V**

Weidmüller Interface GmbH & Co. KG
Klingenbergstraße 26
D-32758 Detmold
Germany
Fon: +49 5231 14-0
Fax: +49 5231 14-292083
www.weidmueller.com

Product image**Klippon® Connect with clamping yoke Technology**

The high reliability and variety of designs of the terminal blocks with clamping yoke connections make planning easier and optimises operational safety. Klippon® Connect provides a proven response to a range of different requirements.

General ordering data

Delivery status	This article will no longer be available in the future.
Available until	2020-09-30
Type	WTR 4/SI LD 36V
Order No.	7914370000
Version	W-Series, Fuse terminal, Rated cross-section: 4 mm ² , Screw connection
GTIN (EAN)	4032248144853
Qty.	25 pc(s).
Alternative product	2562070000

Creation date May 1, 2020 8:56:50 AM CEST

W-Series
WTR 4/SI LD 36V

Weidmüller Interface GmbH & Co. KG
 Klingenbergstraße 26
 D-32758 Detmold
 Germany
 Fon: +49 5231 14-0
 Fax: +49 5231 14-292083
 www.weidmueller.com

Technical data**Dimensions and weights**

Width	6.1 mm	Width (inches)	0.24 inch
Height	60 mm	Height (inches)	2.362 inch
Depth	97 mm	Depth (inches)	3.819 inch
Net weight	18.24 g		

Temperatures

Storage temperature, max.	40 °C	Storage temperature, min.	10 °C
Storage temperature	10 °C...40 °C	Continuous operating temp., min.	-50 °C
Continuous operating temp., max.	120 °C		

Material data

Material	Wemid	Colour	dark beige
UL 94 flammability rating	V-0		

Rating data IECEx/ATEX

Certificate No. (ATEX)	DEMKO14ATEX1389U	Certificate No. (IECEX)	IECEXUL 14.0097U
Current (ATEX)	6.3 A	Wire cross section max. (ATEX)	6 mm ²
Current (IECEX)	6.3 A	Wire cross section max. (IECEX)	6 mm ²
Marking EN 60079-7	Ex ec II C Gc	Ex 2014/34/EU label	II 3 G D

System specifications

Version	Screw connection, Fuse isolator, with LED, for plug-in cross-connector, One end without connector	End cover plate required	Yes
Number of potentials	1	Number of levels	1
Number of clamping points per level	2	Number of potentials per tier	1
Levels cross-connected internally	No	PE connection	No
Rail	TS 35	N-function	No
PE function	No	PEN function	No

2 clampable conductors (H05V/H07V) with equal cross-section (rated connection)

Wire connection cross section, finely stranded, two clampable wires, min.	0.5 mm ²	Wire cross-section, finely stranded, two clampable wires, max.	1.5 mm ²
Wire connection cross section, finely stranded with wire-end ferrules DIN 46228/1, 2 clampable wires, min.	0.5 mm ²	Wire connection cross section, finely stranded with wire-end ferrules DIN 46228/1, 2 clampable wires, max.	1.5 mm ²

Additional technical data

Explosion-tested version	No	Number of similar terminals	1
Open sides	right	Type of mounting	Snap-on

CSA rating data

Certificate No. (CSA)	200039-1057876	Wire cross section max. (CSA)	10 AWG
Wire cross section min. (CSA)	22 AWG		

W-Series
WTR 4/SI LD 36V

Weidmüller Interface GmbH & Co. KG
 Klingenbergstraße 26
 D-32758 Detmold
 Germany
 Fon: +49 5231 14-0
 Fax: +49 5231 14-292083
 www.weidmueller.com

Technical data
Conductors for clamping (additional connection)

Conductor cross-section, flexible plus plastic collar DIN 46228/1, further connection, max. 4 mm²

Conductors for clamping (rated connection)

Blade size	0.6 x 3.5 mm	Clamping range, max.	6 mm ²
Clamping range, min.	0.22 mm ²	Clamping screw	M 3
Connection cross-section, stranded, max.	6 mm ²	Connection cross-section, stranded, min.	1.5 mm ²
Connection direction	on side	Gauge to IEC 60947-1	A4
Number of connections	2	Stripping length	13 mm
Tightening torque, max.	0.6 Nm	Tightening torque, min.	0.5 Nm
Torque level with DMS electric screwdriver	2	Type of connection	Screw connection
Wire connection cross section AWG, max.	AWG 10	Wire connection cross section AWG, min.	AWG 26
Wire connection cross section, finely stranded, max.	4 mm ²	Wire connection cross-section, finely stranded with wire-end ferrules DIN 46228/1, max.	4 mm ²
Wire connection cross-section, finely stranded with wire-end ferrules DIN 46228/1, min.	0.5 mm ²	Wire connection cross-section, finely stranded with wire-end ferrules DIN 46228/4, max.	4 mm ²
Wire connection cross-section, finely stranded with wire-end ferrules DIN 46228/4, min.	0.5 mm ²	Wire connection cross-section, finely stranded, min.	0.5 mm ²
Wire connection cross-section, solid core, max.	6 mm ²	Wire connection cross-section, solid core, min.	0.5 mm ²

Display element

Operating voltage for display, max.	36 V	Operating voltage for display, min.	10 V
Type of voltage for indicator	AC/DC		

Fuse terminals

Cartridge fuse	G-Si. 5 x 20	Display	Red LED
Fuse holder (cartridge holder)	pluggable	Operating voltage, max.	36 V
Type of voltage for indicator	AC/DC		

Rating data

Rated cross-section	4 mm ²	Rated voltage	36 V
Rated voltage to adjoining terminal	400 V	Rated current	6.3 A
Current at maximum wires	6.3 A	Standards	IEC 60947-7-3
Volume resistance according to IEC 60947-7-x	1 mΩ	Power loss in accordance with IEC 60947-7-x	1.02 W
Rated impulse withstand voltage	6 kV	Pollution severity	3

UL rating data

Certificate No. (UR)	E60693	Conductor size Factory wiring max. (UR)	10 AWG
Conductor size Factory wiring min. (UR)	22 AWG	Conductor size Field wiring max. (UR)	10 AWG
Conductor size Field wiring min. (UR)	22 AWG	Current size D (UR)	6.3 A
Voltage size D (UR)	300 V		

Data sheet

**W-Series
WTR 4/SI LD 36V**

Weidmüller Interface GmbH & Co. KG
 Klingenbergstraße 26
 D-32758 Detmold
 Germany
 Fon: +49 5231 14-0
 Fax: +49 5231 14-292083
 www.weidmueller.com

Technical data

Classifications

ETIM 6.0	EC000899	ETIM 7.0	EC000899
eClass 9.0	27-14-11-16	eClass 9.1	27-14-11-16
eClass 10.0	27-14-11-16	UNSPSC	30-21-18-11

Approvals

Approvals



ROHS Conform

Downloads

Approval/Certificate/Document of Conformity	Attestation of Conformity CB Testreport CB Certificate ATEX Certificate IECEX Certificate CB Test certificate DE_PT1003_20160418_1046_ISSUE01.pdf
Brochure/Catalogue	CAT 1 TERM 16/17 EN
Engineering Data	EPLAN, WSCAD, Zuken E3.S
Engineering Data	STEP
User Documentation	NTI_ Ex nA WTR4_Sl.pdf StorageConditionsTerminalBlocks Instruction sheet

Safety note

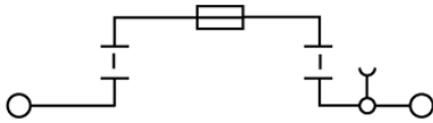
Safety notice [Safety Information](#)

Data sheet

W-Series
WTR 4/SI LD 36V

Weidmüller Interface GmbH & Co. KG
Klingenbergstraße 26
D-32758 Detmold
Germany
Fon: +49 5231 14-0
Fax: +49 5231 14-292083
www.weidmueller.com

Drawings



W-Series WTR 4/SI LD 36V

Weidmüller Interface GmbH & Co. KG
 Klingenbergstraße 26
 D-32758 Detmold
 Germany
 Fon: +49 5231 14-0
 Fax: +49 5231 14-292083
 www.weidmueller.com

Accessories

ZQV 4N



Spring connection with tension clamp Technology

Tension clamp technology is a universal contact system for all common conductor connection types. Its fantastic level of flexibility makes the tension clamp a profitable alternative connection.

General ordering data

Type	ZQV 4N/4 GE	Version
Order No.	1762620000	Accessories, Cross-connector, 32 A
GTIN (EAN)	4032248169771	
Qty.	60 pc(s).	
Type	ZQV 4N/3 GE	Version
Order No.	1762630000	Accessories, Cross-connector, 32 A
GTIN (EAN)	4032248169788	
Qty.	60 pc(s).	
Type	ZQV 4N/2 GE	Version
Order No.	1758250000	Accessories, Cross-connector, 32 A
GTIN (EAN)	4032248169795	
Qty.	60 pc(s).	
Type	ZQV 4N/10 GE	Version
Order No.	1758260000	Accessories, Cross-connector, 32 A
GTIN (EAN)	4032248169764	
Qty.	20 pc(s).	

End plates



Klippon® Connect with clamping yoke Technology

The high reliability and variety of designs of the terminal blocks with clamping yoke connections make planning easier and optimises operational safety. Klippon® Connect provides a proven response to a range of different requirements.

General ordering data

Type	WAP 2.5-10	Version
Order No.	1050000000	W-Series, End plate
GTIN (EAN)	4008190103149	
Qty.	50 pc(s).	
Type	WAP 16+35 WTW 2.5-10	Version
Order No.	1050100000	W-Series, End plate, Separation plate
GTIN (EAN)	4008190079901	
Qty.	20 pc(s).	

W-Series WTR 4/SI LD 36V

Weidmüller Interface GmbH & Co. KG
 Klingenbergstraße 26
 D-32758 Detmold
 Germany
 Fon: +49 5231 14-0
 Fax: +49 5231 14-292083
 www.weidmueller.com

Accessories

Slotted screwdriver

Slotted screwdriver with rounded blade SD DIN 5265, ISO 2380/2, output to DIN 5264, ISO 2380/1. ChromTop tip, SoftFinish grip



General ordering data

Type	SDS 0.6X3.5X100	Version
Order No.	9008330000	Screwdriver, Blade width (B): 3.5 mm, Blade length: 100 mm, Blade thickness (A): 0.6 mm
GTIN (EAN)	4032248056286	
Qty.	1 pc(s).	

PicoPak



PicoPak: the robust one

- Space-saving in the control cabinet thanks to the slim 6 mm width
- Passive isolator, loop-powered at the input and output
- Increased operating temperature range: -40°C ...+70°C
- Zero and Span adjustment possible

General ordering data


Type	WS 12/6 MC NE WS	Version
Order No.	1609900000	WS, Terminal marker, 12 x 6 mm, Pitch in mm (P): 6.00 Weidmueller, Allen-Bradley, white
GTIN (EAN)	4008190203467	
Qty.	600 pc(s).	

W-Series WTR 4/SI LD 36V

Weidmüller Interface GmbH & Co. KG
 Klingenbergstraße 26
 D-32758 Detmold
 Germany
 Fon: +49 5231 14-0
 Fax: +49 5231 14-292083
 www.weidmueller.com

Accessories

Blank



The Dekafix (DEK) marker is the universal marker for all conductor and plug-in connectors as well as for electronic sub-assemblies. The system is ideal for short number sequences and covers a wide range of ready-printed markers.

Strips for fast installation in only one work step. The printing is easy to read, rich in contrast and available in various widths.

- Large range of ready-to-use markers
- Strips for fast installation
- Terminal markers, suitable for all Weidmüller cable connectors
- Available as blank MultiCard or with standard printing

For custom printing: Please send us a file of our labeling software M-Print PRO or M-Print PRO Online (without installation) for your labeling specifications.

General ordering data

Type	DEK 5/6 MC NE WS	Version	
Order No.	1609820000	Dekafix, Terminal marker, 5 x 6 mm, Pitch in mm (P): 6.00	
GTIN (EAN)	4008190203436	Weidmueller, white	
Qty.	1,000 pc(s).		

Shielding bus



Klippon® Connect with clamping yoke Technology

The high reliability and variety of designs of the terminal blocks with clamping yoke connections make planning easier and optimises operational safety. Klippon® Connect provides a proven response to a range of different requirements.

General ordering data

Type	LS 2.8 WDU2.5-10	Version	
Order No.	1056400000	W-Series, Shield bus	
GTIN (EAN)	4008190036454		
Qty.	100 pc(s).		

**W-Series
WTR 4/SI LD 36V**

Weidmüller Interface GmbH & Co. KG
 Klingenbergstraße 26
 D-32758 Detmold
 Germany
 Fon: +49 5231 14-0
 Fax: +49 5231 14-292083
 www.weidmueller.com

Accessories

Fuses



Klippon® Connect with clamping yoke Technology

The high reliability and variety of designs of the terminal blocks with clamping yoke connections make planning easier and optimises operational safety. Klippon® Connect provides a proven response to a range of different requirements.

General ordering data

Type	G 20/1.00A/F	Version
Order No.	0430700000	Active components, Fuse
GTIN (EAN)	4008190093877	
Qty.	10 pc(s).	
Type	G 20/0.50A/F	Version
Order No.	0430600000	Active components, Fuse
GTIN (EAN)	4008190046835	
Qty.	10 pc(s).	
Type	G 20/0.25A/F	Version
Order No.	0430500000	Active components, Fuse
GTIN (EAN)	4008190153991	
Qty.	10 pc(s).	
Type	G 20/2.00A/F	Version
Order No.	0430900000	Active components, Fuse
GTIN (EAN)	4008190123567	
Qty.	10 pc(s).	