

**W-Series  
WTR 4 SI SL**

**Weidmüller Interface GmbH & Co. KG**  
Klingenbergstraße 26  
D-32758 Detmold  
Germany  
Fon: +49 5231 14-0  
Fax: +49 5231 14-292083  
www.weidmueller.com

**Product image****Klippon® Connect with clamping yoke Technology**

The high reliability and variety of designs of the terminal blocks with clamping yoke connections make planning easier and optimises operational safety. Klippon® Connect provides a proven response to a range of different requirements.

**General ordering data**

Type	WTR 4 SI SL
Order No.	<a href="#">7910330000</a>
Version	W-Series, Test-disconnect terminal, Rated cross-section: 4 mm <sup>2</sup> , Screw connection
GTIN (EAN)	4008 1905767 14
Qty.	25 pc(s).

**W-Series  
WTR 4 SI SL**

**Weidmüller Interface GmbH & Co. KG**  
 Klingenbergstraße 26  
 D-32758 Detmold  
 Germany  
 Fon: +49 5231 14-0  
 Fax: +49 5231 14-292083  
 www.weidmueller.com

**Technical data****Dimensions and weights**

Width	6.1 mm	Width (inches)	0.24 inch
Height	61.5 mm	Height (inches)	2.421 inch
Depth	97 mm	Depth (inches)	3.819 inch
Depth including DIN rail	97.5 mm	Net weight	21.16 g

**Temperatures**

Storage temperature, max.	40 °C	Storage temperature, min.	10 °C
Storage temperature	10 °C...40 °C	Continuous operating temp., min.	-50 °C
Continuous operating temp., max.	120 °C		

**Material data**

Material	Wemid	Colour	dark beige
UL 94 flammability rating	V-0		

**System specifications**

Version	Screw connection, with spring-loaded cable clamp, for plug-in cross-connector, With fuse holder, One end without connector	End cover plate required	Yes
Number of potentials	1	Number of levels	1
Number of clamping points per level	2	Number of potentials per tier	1
Levels cross-connected internally	No	PE connection	No
Rail	TS 35	N-function	No
PE function	No	PEN function	No

**2 clampable conductors (H05V/H07V) with equal cross-section (rated connection)**

Wire connection cross section, finely stranded, two clampable wires, min.	0.5 mm <sup>2</sup>	Wire cross-section, finely stranded, two clampable wires, max.	1.5 mm <sup>2</sup>
Wire connection cross section, finely stranded with wire-end ferrules DIN 46228/1, 2 clampable wires, min.	0.5 mm <sup>2</sup>	Wire connection cross section, finely stranded with wire-end ferrules DIN 46228/1, 2 clampable wires, max.	1.5 mm <sup>2</sup>

**Additional technical data**

Explosion-tested version	No	Number of similar terminals	1
Open sides	right	Type of mounting	Snap-on

**CSA rating data**

Certificate No. (CSA)	200039-1057876	Current size D (CSA)	6.3 A
Voltage size D (CSA)	300 V	Wire cross section max. (CSA)	10 AWG
Wire cross section min. (CSA)	22 AWG		

**W-Series  
WTR 4 SI SL**

**Weidmüller Interface GmbH & Co. KG**  
 Klingenbergstraße 26  
 D-32758 Detmold  
 Germany  
 Fon: +49 5231 14-0  
 Fax: +49 5231 14-292083  
 www.weidmueller.com

**Technical data****Conductors for clamping (rated connection)**

Blade size	0.6 x 3.5 mm	Clamping range, max.	6 mm <sup>2</sup>
Clamping range, min.	0.22 mm <sup>2</sup>	Clamping screw	M 3
Connection cross-section, stranded, max.	6 mm <sup>2</sup>	Connection cross-section, stranded, min.	1.5 mm <sup>2</sup>
Connection direction	on side	Gauge to IEC 60947-1	A4
Number of connections	2	Stripping length	13 mm
Tightening torque, max.	1 Nm	Tightening torque, min.	0.5 Nm
Torque level with DMS electric screwdriver	2	Type of connection	Screw connection
Wire connection cross section AWG, max.	AWG 10	Wire connection cross section AWG, min.	AWG 26
Wire connection cross section, finely stranded, max.	4 mm <sup>2</sup>	Wire connection cross-section, finely stranded with wire-end ferrules DIN 46228/1, max.	4 mm <sup>2</sup>
Wire connection cross-section, finely stranded with wire-end ferrules DIN 46228/1, min.	0.5 mm <sup>2</sup>	Wire connection cross-section, finely stranded, min.	0.5 mm <sup>2</sup>
Wire connection cross-section, solid core, max.	6 mm <sup>2</sup>	Wire connection cross-section, solid core, min.	0.5 mm <sup>2</sup>

**Rating data**

Rated cross-section	4 mm <sup>2</sup>	Rated voltage	400 V
Rated voltage to adjoining terminal	400 V	Rated current	6.3 A
Current at maximum wires	6.3 A	Standards	IEC 60947-7-1
Volume resistance according to IEC 60947-7-x	1 mΩ	Power loss in accordance with IEC 60947-7-x	1.02 W
Rated impulse withstand voltage	6 kV	Pollution severity	3

**UL rating data**

Certificate No. (UR)	E60693	Conductor size Factory wiring max. (UR)	10 AWG
Conductor size Factory wiring min. (UR)	22 AWG	Conductor size Field wiring max. (UR)	10 AWG
Conductor size Field wiring min. (UR)	22 AWG	Current size D (UR)	6.3 A
Voltage size D (UR)	300 V		

**Classifications**

ETIM 6.0	EC000902	ETIM 7.0	EC000902
eClass 9.0	27-14-11-26	eClass 9.1	27-14-11-26
eClass 10.0	27-14-11-26	UNSPSC	30-21-18-11

**Approvals**

Approvals



ROHS

Conform

**Data sheet****W-Series  
WTR 4 SI SL**

**Weidmüller Interface GmbH & Co. KG**  
Klingenbergstraße 26  
D-32758 Detmold  
Germany  
Fon: +49 5231 14-0  
Fax: +49 5231 14-292083  
www.weidmueller.com

**Technical data****Downloads**

Approval/Certificate/Document of Conformity	<a href="#">CB Testreport</a> <a href="#">CB Certificate</a> <a href="#">DE_PT1053_20160418_1034_ISSUE01.pdf</a>
Brochure/Catalogue	<a href="#">CAT 1 TERM 16/17 EN</a>
Engineering Data	<a href="#">EPLAN, WSCAD</a>
Engineering Data	<a href="#">STEP</a>
User Documentation	<a href="#">StorageConditionsTerminalBlocks</a> <a href="#">Instruction sheet</a>

**Safety note**

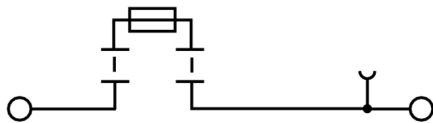
Safety notice	<a href="#">Safety Information</a>
---------------	------------------------------------

**Data sheet**

**W-Series**  
**WTR 4 SI SL**

**Weidmüller Interface GmbH & Co. KG**  
Klingenbergstraße 26  
D-32758 Detmold  
Germany  
Fon: +49 5231 14-0  
Fax: +49 5231 14-292083  
[www.weidmueller.com](http://www.weidmueller.com)

**Drawings**

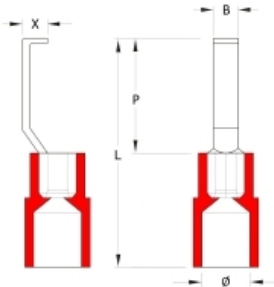


## W-Series WTR 4 SI SL

**Weidmüller Interface GmbH & Co. KG**  
 Klingenbergstraße 26  
 D-32758 Detmold  
 Germany  
 Fon: +49 5231 14-0  
 Fax: +49 5231 14-292083  
 www.weidmueller.com

## Accessories

### Hook-type cable lugs



The use of insulated connectors guarantees users a permanent and consistent quality for their electrical connections. In addition, they bring advantages during installation.

#### General ordering data

Type	HBT 1,5 - 3,0 RT	Version
Order No.	<a href="#">1312440000</a>	cable lug, terminal end, Insulated cable connector, 0,5 mm <sup>2</sup> - 1,5 mm <sup>2</sup> , red
GTIN (EAN)	4050118115055	
Qty.	100 pc(s).	
Type	HBT 2,5 - 3,0 BL	Version
Order No.	<a href="#">1312450000</a>	cable lug, terminal end, Insulated cable connector, 1,5 mm <sup>2</sup> - 2,5 mm <sup>2</sup> , blue
GTIN (EAN)	4050118115130	
Qty.	100 pc(s).	

### End brackets



#### Klippon® Connect with clamping yoke Technology

The high reliability and variety of designs of the terminal blocks with clamping yoke connections make planning easier and optimises operational safety. Klippon® Connect provides a proven response to a range of different requirements.

#### General ordering data

Type	WEW 35/2	Version
Order No.	<a href="#">1061200000</a>	W-Series, End bracket
GTIN (EAN)	4008190030230	
Qty.	100 pc(s).	

**W-Series**  
**WTR 4 SI SL**

**Weidmüller Interface GmbH & Co. KG**  
 Klingenbergstraße 26  
 D-32758 Detmold  
 Germany  
 Fon: +49 5231 14-0  
 Fax: +49 5231 14-292083  
 www.weidmuller.com

**Accessories****ZQV 4N****Spring connection with tension clamp Technology**

Tension clamp technology is a universal contact system for all common conductor connection types. Its fantastic level of flexibility makes the tension clamp a profitable alternative connection.

**General ordering data**

Type	ZQV 4N/20 GE	Version
Order No.	<a href="#">1909020000</a>	Accessories, Cross-connector, 32 A
GTIN (EAN)	4032248535644	
Qty.	20 pc(s).	
Type	ZQV 4N/4 GE	Version
Order No.	<a href="#">1762620000</a>	Accessories, Cross-connector, 32 A
GTIN (EAN)	4032248169771	
Qty.	60 pc(s).	
Type	ZQV 4N/3 GE	Version
Order No.	<a href="#">1762630000</a>	Accessories, Cross-connector, 32 A
GTIN (EAN)	4032248169788	
Qty.	60 pc(s).	
Type	ZQV 4N/2 GE	Version
Order No.	<a href="#">1758250000</a>	Accessories, Cross-connector, 32 A
GTIN (EAN)	4032248169795	
Qty.	60 pc(s).	
Type	ZQV 4N/10 GE	Version
Order No.	<a href="#">1758260000</a>	Accessories, Cross-connector, 32 A
GTIN (EAN)	4032248169764	
Qty.	20 pc(s).	

**End plates****Klippon® Connect with clamping yoke Technology**

The high reliability and variety of designs of the terminal blocks with clamping yoke connections make planning easier and optimises operational safety. Klippon® Connect provides a proven response to a range of different requirements.

**General ordering data**

Type	WAP 2.5-10	Version
Order No.	<a href="#">1050000000</a>	W-Series, End plate
GTIN (EAN)	4008190103149	
Qty.	50 pc(s).	

## Data sheet

### W-Series WTR 4 SI SL

**Weidmüller Interface GmbH & Co. KG**  
 Klingenbergstraße 26  
 D-32758 Detmold  
 Germany  
 Fon: +49 5231 14-0  
 Fax: +49 5231 14-292083  
 www.weidmueller.com

## Accessories

Type	WAP 2.5-10 SW	Version
Order No.	<a href="#">1050010000</a>	W-Series, End plate
GTIN (EAN)	4008190406806	
Qty.	50 pc(s).	
Type	WAP 16+35 WTW 2.5-10	Version
Order No.	<a href="#">1050100000</a>	W-Series, End plate, Separation plate
GTIN (EAN)	4008190079901	
Qty.	20 pc(s).	
Type	WAP 2.5-10 4-6	Version
Order No.	<a href="#">1272380000</a>	W-Series, End plate
GTIN (EAN)	4050118114881	
Qty.	50 pc(s).	

## PicoPak



### PicoPak: the robust one

- Space-saving in the control cabinet thanks to the slim 6 mm width
- Passive isolator, loop-powered at the input and output
- Increased operating temperature range: -40°C ...+70°C
- Zero and Span adjustment possible

## General ordering data

Type	WS 12/6 MC NE WS	Version
Order No.	<a href="#">1609900000</a>	WS, Terminal marker, 12 x 6 mm, Pitch in mm (P): 6.00 Weidmueller,
GTIN (EAN)	4008190203467	Allen-Bradley, white
Qty.	600 pc(s).	




**W-Series  
WTR 4 SI SL**

**Weidmüller Interface GmbH & Co. KG**  
 Klingenbergstraße 26  
 D-32758 Detmold  
 Germany  
 Fon: +49 5231 14-0  
 Fax: +49 5231 14-292083  
 www.weidmueller.com

**Accessories**

**Blank**



The Dekafix (DEK) marker is the universal marker for all conductor and plug-in connectors as well as for electronic sub-assemblies. The system is ideal for short number sequences and covers a wide range of ready-printed markers.

Strips for fast installation in only one work step. The printing is easy to read, rich in contrast and available in various widths.

- Large range of ready-to-use markers
- Strips for fast installation
- Terminal markers, suitable for all Weidmüller cable connectors
- Available as blank MultiCard or with standard printing

**For custom printing:** Please send us a file of our labeling software M-Print PRO or M-Print PRO Online (without installation) for your labeling specifications.

**General ordering data**

Type	DEK 5/6 MC NE WS	Version	
Order No.	<a href="#">1609820000</a>	Dekafix, Terminal marker, 5 x 6 mm, Pitch in mm (P): 6.00	
GTIN (EAN)	4008190203436	Weidmueller, white	
Qty.	1,000 pc(s).		