

SAIL-M12WM12G-K-5.0P**Weidmüller Interface GmbH & Co. KG**

Klingenbergstraße 26

D-32758 Detmold

Germany

Fon: +49 5231 14-0

Fax: +49 5231 14-292083

www.weidmueller.com



Your peripheral devices should be supplied with greater power. With our new M12 plug-in connector, more than 250 V and 2 A is possible without problems. The compact S- and T-coded M12 plug-in connectors are designed for the transmission of up to 630 V AC or 60 V DC and 12 A.

General ordering data

Type	SAIL-M12WM12G-K-5.0P
Order No.	2455310500
Version	Power cable, Connecting line, M12 / M12, Number of poles : 5 (4 + PE), 5 m, pin, angled - bush straight, Shielded: No, LED: No, Sheath material: PUR, Halogen: No
GTIN (EAN)	4050118470505
Qty.	1 pc(s).

Creation date May 2, 2020 2:03:26 PM CEST

Catalogue status 17.04.2020 / We reserve the right to make technical changes.

SAIL-M12WM12G-K-5.0P**Weidmüller Interface GmbH & Co. KG**

Klingenbergstraße 26

D-32758 Detmold

Germany

Fon: +49 5231 14-0

Fax: +49 5231 14-292083

www.weidmueller.com

Technical data**Dimensions and weights**

Net weight 300 g

Environmental Product Compliance

REACH SVHC Lead 7439-92-1

Technical specifications for cable

Number of poles	5 (4 + PE)	Core cross-section	1.5 mm ²
Outside diameter	8 mm ± 0.2 mm	Cable length	5 m
Shielded	No	Insulation	PP
Colour coding	Green/yellow, black (1), black (2), black (3), black (4)	Sheath material	PUR
Sheathing colour	black	Halogen	No
Temperature range, moving	-30...80 °C	Temperature range, stationary	-40...80 °C
Outer cladding in accordance with UL AWM style	20939 (80 °C / 600 V)	Suitable for cable carriers	Yes
Bending radius, min., stationary	4 x cable diameter	Bending radius, min., moving	7.5 x cable diameter
Acceleration	5 m/s ²	Speed	5 m/s
Bending cycles	10 Mio	Resistant to welding beads	No
Configurable cable length	No		

General technical data

Version	pin, angled - bush straight	Connection thread	M12 / M12
Housing main material	PUR	Coding	K
Protection degree	IP65, IP67, when screwed in	Contact surface	Gold-plated
LED	No	Rated voltage	600 V
Rated current	16 A	Insulation strength	10 ⁸ Ω
Temperature range of housing	-25...+80 °C	Plugging cycles	≤ 100
Pollution severity	3	jumpered	No

Standards

Connector standard IEC 61076-2-111 Certificate no. (cULus) E257571

Classifications

ETIM 6.0	EC001855	ETIM 7.0	EC001855
eClass 9.0	27-06-03-11	eClass 9.1	27-06-03-11
eClass 10.0	27-06-03-11		

Approvals

Approvals



ROHS Conform

Creation date May 2, 2020 2:03:26 PM CEST

Catalogue status 17.04.2020 / We reserve the right to make technical changes.

2

Data sheet

SAIL-M12WM12G-K-5.0P

Weidmüller Interface GmbH & Co. KG
Klingenbergstraße 26
D-32758 Detmold
Germany
Fon: +49 5231 14-0
Fax: +49 5231 14-292083
www.weidmueller.com

Technical data

Downloads

Brochure/Catalogue [FL FIELDWIRING EN](#)

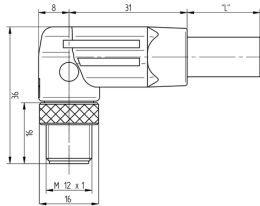
Data sheet

SAIL-M12WM12G-K-5.0P

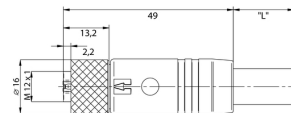
Weidmüller Interface GmbH & Co. KG
 Klingenbergstraße 26
 D-32758 Detmold
 Germany
 Fon: +49 5231 14-0
 Fax: +49 5231 14-292083
 www.weidmueller.com

Drawings

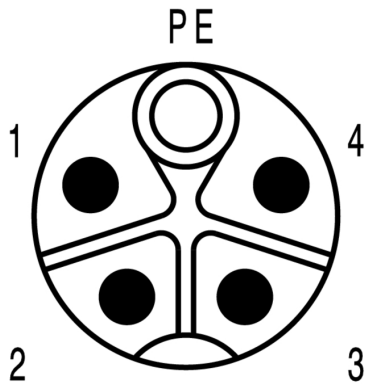
Dimensioned drawing



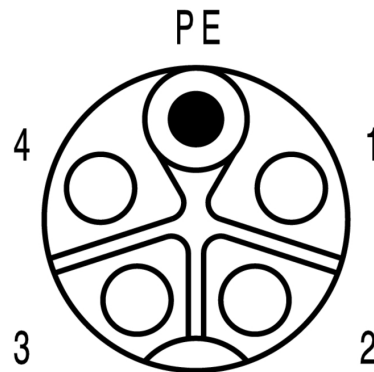
Dimensioned drawing



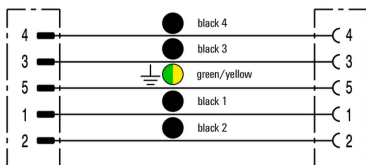
Pole scheme



Pole scheme



Wiring diagram



The ideal tool: Screwty® with torque function

