

## OMNIMATE Power - series WGK WGKV 25/Z GN/YE BX

**Weidmüller Interface GmbH & Co. KG**  
Klingenbergstraße 26  
D-32758 Detmold  
Germany  
Fon: +49 5231 14-0  
Fax: +49 5231 14-292083  
www.weidmueller.com

### Product image



Similar to illustration

The WGK finger-proof-insulated enclosures are especially suitable as industrial electronic enclosures for frequency converters, power supplies or filter components which offer a convenient and reliable form of connection internally and externally. To match the wire guides to the installation requirements in the best possible way, Weidmüller offers two versions with horizontal (WGK) and vertical (WGKV) outlet directions.

### General ordering data

Type	WGKV 25/Z GN/YE BX
Order No.	<a href="#">2444810000</a>
Version	OMNIMATE Power - series WGK, Feed-through terminal, Rated cross-section: 25 mm <sup>2</sup> , Wemid (PA)
GTIN (EAN)	4050118493771
Qty.	25 pc(s).
Product data	IEC: 690 V / 101 A / 6 - 35 mm <sup>2</sup> UL: 600 V / 100 A / AWG 10 - AWG 3
Packaging	Box

Creation date May 2, 2020 2:55:13 PM CEST

**OMNIMATE Power - series WGK  
WGKV 25/Z GN/YE BX**

**Weidmüller Interface GmbH & Co. KG**  
 Klingenbergstraße 26  
 D-32758 Detmold  
 Germany  
 Fon: +49 5231 14-0  
 Fax: +49 5231 14-292083  
 www.weidmueller.com

**Technical data****Dimensions and weights**

Net weight	67.224 g
------------	----------

**System parameters**

Product family	OMNIMATE Power - series WGK	Wire connection method	Screw connection
Conductor outlet direction	90°/270°	Fitted by customer	Yes
Screwdriver blade	1.2 x 6.5	Tightening torque, min.	4 Nm
Tightening torque, max.	4.5 Nm	Clamping screw	M 6
Stripping length	18 mm	Touch-safe protection acc. to DIN VDE 0470	IP 20

**Material data**

Insulating material	Wemid (PA)	Colour	Green/yellow
Colour chart (similar)	Not specified	UL 94 flammability rating	V-0
Contact material	E-Cu	Contact surface	tinned
Storage temperature, min.	-25 °C	Storage temperature, max.	50 °C
Max. relative humidity during storage	70 %	Operating temperature, min.	-50 °C
Operating temperature, max.	120 °C	Temperature range, installation, min.	-25 °C
Temperature range, installation, max.	120 °C		

**Conductors suitable for connection**

Clamping range, min.	4 mm <sup>2</sup>
Clamping range, max.	35 mm <sup>2</sup>
Wire connection cross section AWG, min.	AWG 10
Wire connection cross section AWG, max.	AWG 3
Solid, min. H05(07) V-U	6 mm <sup>2</sup>
Solid, max. H05(07) V-U	16 mm <sup>2</sup>
Stranded, min. H07V-R	10 mm <sup>2</sup>
Stranded, max. H07V-R	35 mm <sup>2</sup>
Flexible, min. H05(07) V-K	6 mm <sup>2</sup>
Flexible, max. H05(07) V-K	16 mm <sup>2</sup>
w. wire end ferrule, DIN 46228 pt 1, min.	4 mm <sup>2</sup>
w. wire end ferrule, DIN 46228 pt 1, max.	25 mm <sup>2</sup>

**OMNIMATE Power - series WGK  
WGKV 25/Z GN/YE BX**

**Weidmüller Interface GmbH & Co. KG**  
 Klingenbergstraße 26  
 D-32758 Detmold  
 Germany  
 Fon: +49 5231 14-0  
 Fax: +49 5231 14-292083  
 www.weidmueller.com

**Technical data**

Clampable conductor	Cross-section for conductor connection	Type	fine-wired
		nominal	4 mm <sup>2</sup>
wire end ferrule		Stripping length	nominal 18 mm
		Recommended wire-end ferrule	<a href="#">H4.0/18</a>
Cross-section for conductor connection	Cross-section for conductor connection	Type	fine-wired
		nominal	6 mm <sup>2</sup>
wire end ferrule		Stripping length	nominal 18 mm
		Recommended wire-end ferrule	<a href="#">H6.0/18</a>
Cross-section for conductor connection	Cross-section for conductor connection	Type	fine-wired
		nominal	10 mm <sup>2</sup>
wire end ferrule		Stripping length	nominal 18 mm
		Recommended wire-end ferrule	<a href="#">H10.0/18</a>
Cross-section for conductor connection	Cross-section for conductor connection	Type	fine-wired
		nominal	16 mm <sup>2</sup>
wire end ferrule		Stripping length	nominal 18 mm
		Recommended wire-end ferrule	<a href="#">H16.0/18</a>
Reference text	Length of ferrules is to be chosen depending on the product and the rated voltage., The outside diameter of the plastic collar should not be larger than the pitch (P)		
Max. clamping range	35 mm <sup>2</sup>		


**Rated data acc. to IEC**

tested acc. to standard	IEC 60664-1, IEC 61984	Rated current, min. number of poles (Tu=20°C)	101 A
Rated current, max. number of poles (Tu=20°C)	101 A	Rated voltage for surge voltage class / pollution degree III/3	690 V
Rated impulse voltage for surge voltage class/ contamination degree III/3	6 kV		

**Rated data acc. to CSA**

Rated voltage (Use group B / CSA)	600 V	Rated voltage (Use group C / CSA)	600 V
Rated current (Use group B / CSA)	100 A	Rated current (Use group C / CSA)	100 A
Wire cross-section, AWG, min.	AWG 10	Wire cross-section, AWG, max.	AWG 3

**Rated data acc. to UL 1059**

Institute (cURus)		Certificate No. (cURus)	E60693
Rated voltage (Use group B / UL 1059)	600 V	Rated voltage (Use group C / UL 1059)	600 V
Rated current (Use group B / UL 1059)	100 A	Rated current (Use group C / UL 1059)	100 A
Wire cross-section, AWG, min.	AWG 10	Wire cross-section, AWG, max.	AWG 3
Reference to approval values	Specifications are maximum values, details - see approval certificate.		

**Packing**

Packaging	Box	VPE length	299 mm
VPE width	137 mm	VPE height	59 mm

## OMNIMATE Power - series WGK WGKV 25/Z GN/YE BX

**Weidmüller Interface GmbH & Co. KG**  
Klingenbergstraße 26  
D-32758 Detmold  
Germany  
Fon: +49 5231 14-0  
Fax: +49 5231 14-292083  
www.weidmueller.com

## Technical data

### Classifications

ETIM 6.0	EC001283	ETIM 7.0	EC001283
eClass 9.0	27-14-11-34	eClass 9.1	27-14-11-34
eClass 10.0	27-14-11-34		

### Notes

- Notes
- Clearance and creepage distances to other components must be devised in accordance with the relevant application standard. This can be achieved in the device by full encapsulation or by the use of additional spacer plates.
  - Rated data refer only to the component itself. Clearance and creepage distances to other components are to be designed in accordance with the relevant application standards.
  - Colours: SW = black; GN/YL = green/yellow; GY = grey
  - Additional colours on request
  - WGK: Rated voltage plastic walls: 1 - 6 mm = 800 V; metal walls: 1 - 4 mm = 800 V; metal walls: 4 - 6 mm = 690 V
  - WGKV: Rated voltage plastic walls: 1 - 6 mm = 800 V; metal walls: 1 - 4 mm = 800 V; metal walls: 4 - 6 mm = 690 V
  - WGK...VP: Rated voltage plastic walls: 1 - 6 mm = 800 V; metal walls: 1 - 2.5 mm = 800 V; metal walls: 2.5 - 4 mm = 690 V; metal walls: 4 - 6 mm = 500 V
  - Wire-end ferrules are mandatory for stranded wires with more than 19 strands.

### Approvals

Approvals



ROHS

Conform

### Downloads

Approval/Certificate/Document of Conformity

[Declaration of the Manufacturer](#)

Brochure/Catalogue

[FL DRIVES EN](#)  
[MB DEVICE MANUF. EN](#)  
[FL DRIVES DE](#)  
[FL\\_BASE\\_STATION\\_EN](#)  
[FL ELEVATOR EN](#)  
[FL POWER SUPPLY EN](#)  
[FL 72H SAMPLE SER EN](#)  
[PO OMNIMATE EN](#)

Engineering Data

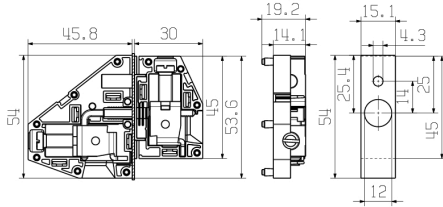
[STEP](#)

**OMNIMATE Power - series WGK  
WGKV 25/Z GN/YE BX**

**Weidmüller Interface GmbH & Co. KG**  
 Klingenbergstraße 26  
 D-32758 Detmold  
 Germany  
 Fon: +49 5231 14-0  
 Fax: +49 5231 14-292083  
 www.weidmueller.com

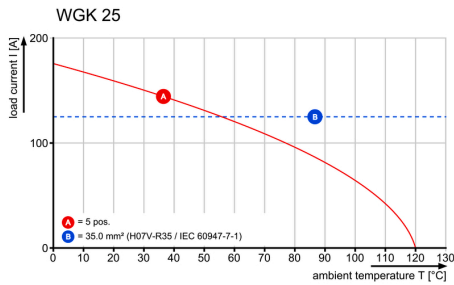
**Drawings**

**Dimensional drawing**



WGKV 25\_Z...

**Derating curve**



## OMNIMATE Power - series WGK WGKV 25/Z GN/YE BX

**Weidmüller Interface GmbH & Co. KG**  
 Klingenbergstraße 26  
 D-32758 Detmold  
 Germany  
 Fon: +49 5231 14-0  
 Fax: +49 5231 14-292083  
 www.weidmueller.com

# Accessories

## Accessories



**Integrate, expand and customise: the perfect supplement to every application.**

Universal system accessories enable easy adaptation of the interfaces to fulfil specific requirements for the relevant application.

### General ordering data

Type	DP WGK 25 BK BX	Version	Product data
Order No.	<a href="#">1250590000</a>	OMNIMATE Power - series WGK, Feed-through terminal	UL:
GTIN (EAN)	4050118041637		
Qty.	50 pc(s).		
Type	DP WGK 25 GY BX	Version	Product data
Order No.	<a href="#">1936710000</a>	OMNIMATE Power - series WGK, Feed-through terminal	UL:
GTIN (EAN)	4032248664788		
Qty.	50 pc(s).		

## Blank



The Dekafix (DEK) marker is the universal marker for all conductor and plug-in connectors as well as for electronic sub-assemblies. The system is ideal for short number sequences and covers a wide range of ready-printed markers.

Strips for fast installation in only one work step. The printing is easy to read, rich in contrast and available in various widths.

- Large range of ready-to-use markers
- Strips for fast installation
- Terminal markers, suitable for all Weidmüller cable connectors
- Available as blank MultiCard or with standard printing

**For custom printing:** Please send us a file of our labeling software M-Print PRO or M-Print PRO Online (without installation) for your labeling specifications.

### General ordering data


Type	DEK 5/5 MC NE WS	Version
Order No.	<a href="#">1609801044</a>	Dekafix, Terminal marker, 5 x 5 mm, Pitch in mm (P): 5.00
GTIN (EAN)	4008190397111	Weidmueller, white
Qty.	1,000 pc(s).	

## OMNIMATE Power - series WGK WGKV 25/Z GN/YE BX

**Weidmüller Interface GmbH & Co. KG**  
 Klingenbergstraße 26  
 D-32758 Detmold  
 Germany  
 Fon: +49 5231 14-0  
 Fax: +49 5231 14-292083  
 www.weidmueller.com

# Accessories

### Blank



The Dekafix (DEK) marker is the universal marker for all conductor and plug-in connectors as well as for electronic sub-assemblies. The system is ideal for short number sequences and covers a wide range of ready-printed markers.

Strips for fast installation in only one work step. The printing is easy to read, rich in contrast and available in various widths.

- Large range of ready-to-use markers
- Strips for fast installation
- Terminal markers, suitable for all Weidmüller cable connectors
- Available as blank MultiCard or with standard printing

**For custom printing:** Please send us a file of our labeling software M-Print PRO or M-Print PRO Online (without installation) for your labeling specifications.

### General ordering data

Type	DEK 5/6 MC NE WS	Version	
Order No.	<a href="#">1609820000</a>	Dekafix, Terminal marker, 5 x 6 mm, Pitch in mm (P): 6.00	
GTIN (EAN)	4008190203436	Weidmueller, white	
Qty.	1,000 pc(s).		

### Blank



The Dekafix (DEK) marker is the universal marker for all conductor and plug-in connectors as well as for electronic sub-assemblies. The system is ideal for short number sequences and covers a wide range of ready-printed markers.

Strips for fast installation in only one work step. The printing is easy to read, rich in contrast and available in various widths.

- Large range of ready-to-use markers
- Strips for fast installation
- Terminal markers, suitable for all Weidmüller cable connectors
- Available as blank MultiCard or with standard printing

**For custom printing:** Please send us a file of our labeling software M-Print PRO or M-Print PRO Online (without installation) for your labeling specifications.

### General ordering data

Type	DEK 5/8 MC NE WS	Version	
Order No.	<a href="#">1856740000</a>	Dekafix, Terminal marker, 5 x 8 mm, Pitch in mm (P): 8.00	
GTIN (EAN)	4032248400850	Weidmueller, white	
Qty.	800 pc(s).		

**Data sheet****OMNIMATE Power - series WGK  
WGKV 25/Z GN/YE BX**

**Weidmüller Interface GmbH & Co. KG**  
Klingenbergstraße 26  
D-32758 Detmold  
Germany  
Fon: +49 5231 14-0  
Fax: +49 5231 14-292083  
www.weidmueller.com

**Accessories****Slotted screwdriver**

VDE insulated slot-head screwdriver, SDI DIN 7437, ISO 2380/2, drive output acc. to DIN 5264, ISO 2380/1.  
SoftFinish grip

**General ordering data**

Type	SDIS 1.2X6.5X150	Version
Order No.	<a href="#">9008420000</a>	Screwdriver, Blade width (B): 6.5 mm, Blade length: 150 mm, Blade
GTIN (EAN)	4032248056385	thickness (A): 1.2 mm
Qty.	1 pc(s).	