


**A-series  
AAP13 6 LO-LO**

**Weidmüller Interface GmbH & Co. KG**  
Klingenbergstraße 26  
D-32758 Detmold  
Germany  
Fon: +49 5231 14-0  
Fax: +49 5231 14-292083  
www.weidmueller.com

**Product image****Control voltage distribution**

Our tailored AAP potential distribution terminal blocks are ideal for surge current protection and central control voltage distribution. Meanwhile, our new maxGUARD range enables potential distribution with integrated electronic load monitoring in the smallest of installation spaces.

**General ordering data**

Type	AAP13 6 LO-LO
Order No.	<a href="#">1988260000</a>
Version	Supply terminal, PUSH IN, 6 mm <sup>2</sup> , 250 V, 41 A, dark beige
GTIN (EAN)	4050118372892
Qty.	20 pc(s).

**A-series**  
**AAP13 6 LO-LO**

**Weidmüller Interface GmbH & Co. KG**  
 Klingenbergstraße 26  
 D-32758 Detmold  
 Germany  
 Fon: +49 5231 14-0  
 Fax: +49 5231 14-292083  
 www.weidmueller.com

**Technical data**
**Dimensions and weights**

Width	8.1 mm	Width (inches)	0.319 inch
Height	96 mm	Height (inches)	3.78 inch
Depth	47 mm	Depth (inches)	1.85 inch
Depth including DIN rail	48 mm	Net weight	22.31 g

**Temperatures**

Storage temperature, max.	40 °C	Storage temperature, min.	10 °C
Storage temperature	10 °C...40 °C	Continuous operating temp., min.	-60 °C
Continuous operating temp., max.	130 °C		

**Material data**

Material	Wemid	Colour	dark beige
Colour of operational elements	red / blue	UL 94 flammability rating	V-0

**Rating data IECEx/ATEX**

Certificate No. (ATEX)	TUEV17ATEX8030U	Certificate No. (IECEX)	IECEXTUR17.0015U
Max. voltage (ATEX)	220 V	Current (ATEX)	33 A
Wire cross section max. (ATEX)	6 mm <sup>2</sup>	Max. voltage (IECEX)	220 V
Current (IECEX)	33 A	Wire cross section max. (IECEX)	6 mm <sup>2</sup>
Marking EN 60079-7	Ex eb II C Gb	Ex 2014/34/EU label	II 2 G D

**System specifications**

End cover plate required	Yes	Number of potentials	2
Number of levels	1	Number of clamping points per level	2
Number of potentials per tier	2	Levels cross-connected internally	No
PE connection	No	Rail	TS 35
N-function	No	PE function	No
PEN function	No		

**Additional technical data**

Installation advice	Rail	Open sides	right
Snap-on	No	Type of fixing	Snap-on
Type of mounting	TS 35	With snap-in pegs	No

**CSA rating data**

Certificate No. (CSA)	200039-70089609	Conductor size Factory wiring max. (CSA)	8 AWG
Conductor size Factory wiring min. (CSA)	22 AWG	Conductor size Field wiring max. (CSA)	8 AWG
Conductor size Field wiring min. (CSA)	22 AWG	Current size B (CSA)	36 A
Current size C (CSA)	36 A	Voltage size B (CSA)	150 V
Voltage size C (CSA)	150 V	Wire cross section max. (CSA)	8 AWG
Wire cross section min. (CSA)	22 AWG		

**A-series**  
**AAP13 6 LO-LO**

**Weidmüller Interface GmbH & Co. KG**  
 Klingenbergstraße 26  
 D-32758 Detmold  
 Germany  
 Fon: +49 5231 14-0  
 Fax: +49 5231 14-292083  
 www.weidmueller.com

**Technical data**
**Conductors for clamping (rated connection)**

Blade size	1.0 x 5.5 mm	Clamping range, max.	6 mm <sup>2</sup>
Clamping range, min.	0.34 mm <sup>2</sup>	Connection cross-section, stranded, max.	6 mm <sup>2</sup>
Connection cross-section, stranded, min.	0.5 mm <sup>2</sup>	Connection direction	top
Gauge to IEC 60947-1	A5	Number of connections	2
Stripping length	12 mm	Twin wire-end ferrules, max.	1.5 mm <sup>2</sup>
Twin wire-end ferrules, min.	0.5 mm <sup>2</sup>	Type of connection	PUSH IN
Wire connection cross section AWG, max.	AWG 8	Wire connection cross section AWG, min.	AWG 22
Wire connection cross section, finely stranded, max.	6 mm <sup>2</sup>	Wire connection cross-section, finely stranded with wire-end ferrules DIN 46228/1, max.	6 mm <sup>2</sup>
Wire connection cross-section, finely stranded with wire-end ferrules DIN 46228/1, min.	0.5 mm <sup>2</sup>	Wire connection cross-section, finely stranded with wire-end ferrules DIN 46228/4, max.	6 mm <sup>2</sup>
Wire connection cross-section, finely stranded with wire-end ferrules DIN 46228/4, min.	0.5 mm <sup>2</sup>	Wire connection cross-section, finely stranded, min.	0.5 mm <sup>2</sup>
Wire connection cross-section, solid core, max.	6 mm <sup>2</sup>	Wire connection cross-section, solid core, min.	0.5 mm <sup>2</sup>

**Rating data**

Rated cross-section	6 mm <sup>2</sup>	Rated voltage	250 V
Rated current	41 A	Current at maximum wires	41 A
Standards	In accordance with IEC 60947-7-1	Volume resistance according to IEC 60947-7-x	0.78 mΩ
Power loss in accordance with IEC 60947-7-x	1.31 W	Rated impulse withstand voltage	4 kV
Pollution severity	3	Surge voltage category	III

**UL rating data**

Certificate No. (cURus)	E60693	Conductor size Factory wiring max. (cURus)	8 AWG
Conductor size Factory wiring min. (cURus)	22 AWG	Conductor size Field wiring max. (cURus)	8 AWG
Conductor size Field wiring min. (cURus)	22 AWG	Current size B (cURus)	36 A
Current size C (cURus)	36 A	Voltage size B (cURus)	150 V
Voltage size C (cURus)	150 V		

**Classifications**

ETIM 6.0	EC000897	ETIM 7.0	EC000897
eClass 9.0	27-14-11-20	eClass 9.1	27-14-11-20
eClass 10.0	27-14-11-20		

**Data sheet**

**A-series  
AAP13 6 LO-LO**

**Weidmüller Interface GmbH & Co. KG**  
 Klingenbergstraße 26  
 D-32758 Detmold  
 Germany  
 Fon: +49 5231 14-0  
 Fax: +49 5231 14-292083  
 www.weidmueller.com

**Technical data**

**Approvals**

Approvals



**ATEX**

ROHS Conform

**Downloads**

Approval/Certificate/Document of Conformity	<a href="#">Attestation of Conformity</a> <a href="#">IECEX Certificate</a> <a href="#">ATEX Certificate</a> <a href="#">DE_PT0205_20160620_017_ISSUE01.pdf</a>
Brochure/Catalogue	<a href="#">CAT 1 TERM 16/17 EN</a>
Engineering Data	<a href="#">EPLAN, WSCAD, Zuken E3.S</a>
Engineering Data	<a href="#">STEP</a>
Tender specification	<a href="#">Klippon® Connect 1988260000 DE</a> <a href="#">Klippon® Connect 1988260000 EN</a>
User Documentation	<a href="#">StorageConditionsTerminalBlocks</a> <a href="#">Aderendhülsen für die Klippon® Connect A-Reihe</a> <a href="#">PI Klippon AAP DE</a> <a href="#">PI Klippon AAP EN</a>

**Safety note**


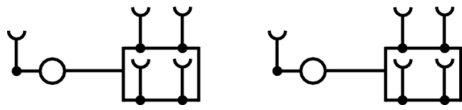
Safety notice [Safety Information](#)

**Data sheet**

**A-series  
AAP13 6 LO-LO**

**Weidmüller Interface GmbH & Co. KG**  
Klingenbergstraße 26  
D-32758 Detmold  
Germany  
Fon: +49 5231 14-0  
Fax: +49 5231 14-292083  
www.weidmueller.com

**Drawings**

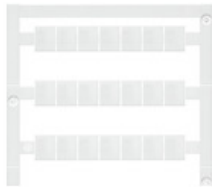


## A-series AAP13 6 LO-LO

**Weidmüller Interface GmbH & Co. KG**  
 Klingenbergstraße 26  
 D-32758 Detmold  
 Germany  
 Fon: +49 5231 14-0  
 Fax: +49 5231 14-292083  
 www.weidmueller.com

# Accessories

## Custom printing



WS markers are the perfect match for the W-series connectors. Thanks to their system compatibility, the WS tags can also be used with the I-series and the Z-series. The large marking surfaces do not only permit long character strings but also multi-line text. WS markers are ideal for labels with long, customised character strings. Thanks to the proven MultiCard format, printing with laser printer, PrintJet ADVANCED, plotter or MC-Mobilo is possible.

- Can be fitted in strips or individually
- Markers in proven MultiCard format

**For custom printing:** Please send us a file of our labeling software M-Print PRO or M-Print PRO Online (without installation) for your labeling specifications.

## General ordering data

Type	WS 10/8 PLUS MC SDR	Version
Order No.	<a href="#">1906030000</a>	WS, Terminal marker, 10 x 8 mm, Pitch in mm (P): 8.00 Weidmueller,
GTIN (EAN)	4032248528196	To customer specification
Qty.	84 pc(s).	

## Covers



### Spring connection with PUSH IN Technology

The innovative PUSH IN technology reduces the amount of time you spend on wiring to a minimum. Direct insertion guarantees high conductor pull-out forces and simple handling for all conductor types.

## General ordering data

Type	AAM 6 YE FLASH	Version
Order No.	<a href="#">2635570000</a>	Terminal marker, 13 x 8.1 mm, yellow
GTIN (EAN)	4050118674514	
Qty.	40 pc(s).	

## A-series AAP13 6 LO-LO

**Weidmüller Interface GmbH & Co. KG**  
 Klingenbergstraße 26  
 D-32758 Detmold  
 Germany  
 Fon: +49 5231 14-0  
 Fax: +49 5231 14-292083  
 www.weidmueller.com

# Accessories

## Custom printing



The Dekafix (DEK) marker is the universal marker for all conductor and plug-in connectors as well as for electronic sub-assemblies. The system is ideal for short number sequences and covers a wide range of ready-printed markers.

Strips for fast installation in only one work step. The printing is easy to read, rich in contrast and available in various widths.

- Large range of ready-to-use markers
- Strips for fast installation
- Terminal markers, suitable for all Weidmüller cable connectors
- Available as blank MultiCard or with standard printing

**For custom printing:** Please send us a file of our labeling software M-Print PRO or M-Print PRO Online (without installation) for your labeling specifications.

## General ordering data

Type	DEK 5/8 MC SDR	Version
Order No.	<a href="#">1856750000</a>	Dekafix, Terminal marker, 5 x 8 mm, Pitch in mm (P): 8.00
GTIN (EAN)	4032248400867	Weidmueller, To customer specification
Qty.	160 pc(s).	
Type	DEK 5/8 PLUS MC SDR	Version
Order No.	<a href="#">1046370000</a>	Dekafix, Terminal marker, 5 x 8 mm, Pitch in mm (P): 8.00
GTIN (EAN)	4032248782079	Weidmueller, To customer specification
Qty.	160 pc(s).	

## ZQV 1.5N



### Spring connection with PUSH IN Technology

The innovative PUSH IN technology reduces the amount of time you spend on wiring to a minimum. Direct insertion guarantees high conductor pull-out forces and simple handling for all conductor types.

## General ordering data

Type	ZQV 1.5N/5 RD
Order No.	<a href="#">1985710000</a>
GTIN (EAN)	4050118370256
Qty.	20 pc(s).
Type	ZQV 1.5N/3 RD
Order No.	<a href="#">1985670000</a>
GTIN (EAN)	4050118370348
Qty.	60 pc(s).

## A-series AAP13 6 LO-LO

**Weidmüller Interface GmbH & Co. KG**  
Klingenbergstraße 26  
D-32758 Detmold  
Germany  
Fon: +49 5231 14-0  
Fax: +49 5231 14-292083  
www.weidmueller.com

## Accessories

---

Type ZQV 1.5N/50 RD  
Order No. [1985820000](#)  
GTIN (EAN) 4050118370270  
Qty. 5 pc(s).

---

Type ZQV 1.5N/6 RD  
Order No. [1985730000](#)  
GTIN (EAN) 4050118370454  
Qty. 20 pc(s).

---

Type ZQV 1.5N/6 BL  
Order No. [1985610000](#)  
GTIN (EAN) 4050118370492  
Qty. 20 pc(s).

---

Type ZQV 1.5N/2 RD  
Order No. [1985650000](#)  
GTIN (EAN) 4050118370324  
Qty. 60 pc(s).

---

Type ZQV 1.5N/7 BL  
Order No. [1985630000](#)  
GTIN (EAN) 4050118370522  
Qty. 20 pc(s).

---

Type ZQV 1.5N/9 BL  
Order No. [1985660000](#)  
GTIN (EAN) 4050118370478  
Qty. 20 pc(s).

---

Type ZQV 1.5N/3 BL  
Order No. [1985550000](#)  
GTIN (EAN) 4050118370485  
Qty. 60 pc(s).

---

Type ZQV 1.5N/4 RD  
Order No. [1985690000](#)  
GTIN (EAN) 4050118370515  
Qty. 60 pc(s).

---

Type ZQV 1.5N/50 BL  
Order No. [1985720000](#)  
GTIN (EAN) 4050118370546  
Qty. 5 pc(s).

---

Type ZQV 1.5N/9 RD  
Order No. [1985790000](#)  
GTIN (EAN) 4050118370386  
Qty. 20 pc(s).

---

Type ZQV 1.5N/7 RD  
Order No. [1985750000](#)  
GTIN (EAN) 4050118370249  
Qty. 20 pc(s).

---

Type ZQV 1.5N/8 BL  
Order No. [1985640000](#)  
GTIN (EAN) 4050118370461  
Qty. 20 pc(s).

---

Type ZQV 1.5N/20 BL  
Order No. [1985700000](#)  
GTIN (EAN) 4050118370331  
Qty. 20 pc(s).



**Data sheet**

**A-series  
AAP13 6 LO-LO**

**Weidmüller Interface GmbH & Co. KG**  
 Klingenbergstraße 26  
 D-32758 Detmold  
 Germany  
 Fon: +49 5231 14-0  
 Fax: +49 5231 14-292083  
 www.weidmueller.com

**Accessories**

Type	ZQV 1.5N/5 BL
Order No.	<a href="#">1985590000</a>
GTIN (EAN)	4050118370430
Qty.	20 pc(s).
Type	ZQV 1.5N/10 RD
Order No.	<a href="#">1985800000</a>
GTIN (EAN)	4050118370393
Qty.	20 pc(s).
Type	ZQV 1.5N/4 BL
Order No.	<a href="#">1985570000</a>
GTIN (EAN)	4050118370317
Qty.	60 pc(s).
Type	ZQV 1.5N/2 BL
Order No.	<a href="#">1985530000</a>
GTIN (EAN)	4050118370423
Qty.	60 pc(s).
Type	ZQV 1.5N/8 RD
Order No.	<a href="#">1985770000</a>
GTIN (EAN)	4050118370508
Qty.	20 pc(s).
Type	ZQV 1.5N/10 BL
Order No.	<a href="#">1985680000</a>
GTIN (EAN)	4050118370539
Qty.	20 pc(s).
Type	ZQV 1.5N/20 RD
Order No.	<a href="#">1985810000</a>
GTIN (EAN)	4050118370355
Qty.	20 pc(s).

**End plates**



**Control voltage distribution**

Our tailored AAP potential distribution terminal blocks are ideal for surge current protection and central control voltage distribution. Meanwhile, our new maxGUARD range enables potential distribution with integrated electronic load monitoring in the smallest of installation spaces.

**General ordering data**

Type	AEP AP13	Version
Order No.	<a href="#">1990140000</a>	A-series, End plate
GTIN (EAN)	4050118375152	
Qty.	20 pc(s).	

**A-series  
AAP13 6 LO-LO**

**Weidmüller Interface GmbH & Co. KG**  
 Klingenbergstraße 26  
 D-32758 Detmold  
 Germany  
 Fon: +49 5231 14-0  
 Fax: +49 5231 14-292083  
 www.weidmueller.com

**Accessories**

**End brackets**



**Spring connection with PUSH IN Technology**

The innovative PUSH IN technology reduces the amount of time you spend on wiring to a minimum. Direct insertion guarantees high conductor pull-out forces and simple handling for all conductor types.

**General ordering data**

Type	AEB 35 SCL/1 V0 BK	Version
Order No.	<a href="#">266130000</a>	A-series, End bracket
GTIN (EAN)	4050118702187	
Qty.	20 pc(s).	
Type	AEB 35 SCL/1 V0	Version
Order No.	<a href="#">266128000</a>	A-series, End bracket
GTIN (EAN)	4050118702163	
Qty.	20 pc(s).	
Type	AEB 35 SCL/1 V0 GY	Version
Order No.	<a href="#">266129000</a>	A-series, End bracket
GTIN (EAN)	4050118702170	
Qty.	20 pc(s).	
Type	AEB 35 SC/1	Version
Order No.	<a href="#">199192000</a>	A-series, End bracket
GTIN (EAN)	4050118376722	
Qty.	50 pc(s).	
Type	AEB 35 SC/1 BK	Version
Order No.	<a href="#">247531000</a>	A-series, End bracket
GTIN (EAN)	4050118487114	
Qty.	50 pc(s).	

## A-series AAP13 6 LO-LO

**Weidmüller Interface GmbH & Co. KG**  
 Klingenbergstraße 26  
 D-32758 Detmold  
 Germany  
 Fon: +49 5231 14-0  
 Fax: +49 5231 14-292083  
 www.weidmueller.com

# Accessories

## Blank



The Dekafix (DEK) marker is the universal marker for all conductor and plug-in connectors as well as for electronic sub-assemblies. The system is ideal for short number sequences and covers a wide range of ready-printed markers.

Strips for fast installation in only one work step. The printing is easy to read, rich in contrast and available in various widths.

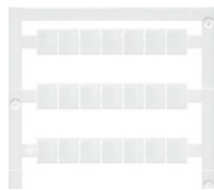
- Large range of ready-to-use markers
- Strips for fast installation
- Terminal markers, suitable for all Weidmüller cable connectors
- Available as blank MultiCard or with standard printing

**For custom printing:** Please send us a file of our labeling software M-Print PRO or M-Print PRO Online (without installation) for your labeling specifications.

## General ordering data

Type	DEK 5/8 MC NE WS	Version	
Order No.	<a href="#">1856740000</a>	Dekafix, Terminal marker, 5 x 8 mm, Pitch in mm (P): 8.00	
GTIN (EAN)	4032248400850	Weidmueller, white	
Qty.	800 pc(s).		

## Blank



WS markers are the perfect match for the W-series connectors. Thanks to their system compatibility, the WS tags can also be used with the I-series and the Z-series. The large marking surfaces do not only permit long character strings but also multi-line text.

WS markers are ideal for labels with long, customised character strings. Thanks to the proven MultiCard format, printing with laser printer, PrintJet ADVANCED, plotter or MC-Mobilo is possible.

- Can be fitted in strips or individually
- Markers in proven MultiCard format

**For custom printing:** Please send us a file of our labeling software M-Print PRO or M-Print PRO Online (without installation) for your labeling specifications.

## General ordering data

Type	WS 10/8 PLUS MC NE WS	Version	
Order No.	<a href="#">1905950000</a>	WS, Terminal marker, 10 x 8 mm, Pitch in mm (P): 8.00 Weidmueller,	
GTIN (EAN)	4032248528103	white	
Qty.	420 pc(s).		

## A-series AAP13 6 LO-LO

**Weidmüller Interface GmbH & Co. KG**  
 Klingenbergstraße 26  
 D-32758 Detmold  
 Germany  
 Fon: +49 5231 14-0  
 Fax: +49 5231 14-292083  
 www.weidmueller.com

## Accessories

### 6 mm<sup>2</sup> to 1.5 mm<sup>2</sup>



#### Control voltage distribution

Our tailored AAP potential distribution terminal blocks are ideal for surge current protection and central control voltage distribution. Meanwhile, our new maxGUARD range enables potential distribution with integrated electronic load monitoring in the smallest of installation spaces.

#### General ordering data

Type	AAP13 1.5 LI-LI	Version	
Order No.	<a href="#">1988280000</a>		Modular distribution terminals, PUSH IN, 1.5 mm <sup>2</sup> , 250 V, 16 A, dark
GTIN (EAN)	4050118372878		beige
Qty.	50 pc(s).		

### Digital multimeters



Multimeters are capable of measuring a number of variables. Each instrument can measure voltage and resistance, as well as performing continuity and diode testing as standard.

In addition, the individual multimeters also feature extra measuring options such as current, frequency, capacitance and temperature. Digital multimeters have the advantage of a clear display which can be read easily and directly. With these instruments, mistakes arising from faulty conversion of the measuring ranges or misreading the display are a thing of the past.

#### General ordering data

Type	ZUB MULTIMETER	Version	
Order No.	<a href="#">9205270000</a>		Multimeter
GTIN (EAN)	4032248723522		
Qty.	1 pc(s).		