


## OMNIMATE Signal - series BL/SL 5.08 SL-SMT 5.08HC/04/180G 1.5SN BK RL

**Weidmüller Interface GmbH & Co. KG**  
Klingenbergstraße 26  
D-32758 Detmold  
Germany  
Fon: +49 5231 14-0  
Fax: +49 5231 14-292083  
www.weidmueller.com



Similar to illustration

High-temperature-resistant pin header, packed in box or tape. On tape, with 1.5 mm solder pin, optimised for automatic assembly. 3.2 mm solder pin suitable for reflow and wave soldering. The pin headers provide space for labelling and can be coded. HC = High Current.

### General ordering data

|              |   |
|--------------|---|
| Type         | SL-SMT 5.08HC/04/180G 1.5SN BK RL   |
| Order No.    | <a href="#">1775944001</a>  |
| Version      | PCB plug-in connector, male header, closed side, THT/THR solder connection, 5.08 mm, Number of poles: 4, 180°, Solder pin length (l): 1.5 mm, tinned, black, Tape |
| GTIN (EAN)   | 4032248160129   |
| Qty.         | 250 pc(s).  |
| Product data | IEC: 400 V / 27.5 A<br>UL: 300 V / 18.5 A   |
| Packaging    | Tape  |

Creation date May 3, 2020 12:51:21 PM CEST

**OMNIMATE Signal - series BL/SL 5.08  
SL-SMT 5.08HC/04/180G 1.5SN BK RL**

**Weidmüller Interface GmbH & Co. KG**  
Klingenbergstraße 26  
D-32758 Detmold  
Germany  
Fon: +49 5231 14-0  
Fax: +49 5231 14-292083  
www.weidmueller.com

**Technical data**
**Dimensions and weights**

|                          |            |                 |            |
|--------------------------|------------|-----------------|------------|
| Width                    | 23.52 mm   | Width (inches)  | 0.926 inch |
| Height                   | 13.5 mm    | Height (inches) | 0.531 inch |
| Height of lowest version | 12 mm      | Depth           | 8.5 mm     |
| Depth (inches)           | 0.335 inch | Net weight      | 3.75 g     |

**System specifications**

|                                  |                                     |   |                       |
|----------------------------------|-------------------------------------|---|-----------------------|
| Product family                   | OMNIMATE Signal - series BL/SL 5.08 | Type of connection                        | Board connection      |
| Mounting onto the PCB            | THT/THR solder connection           | Pitch in mm (P)                           | 5.08 mm               |
| Pitch in inches (P)              | 0.2 inch                            | Outgoing elbow                            | 180°                  |
| Number of poles                  | 4                                   | Number of solder pins per pole            | 1                     |
| Solder pin length (l)            | 1.5 mm                              | Solder pin length tolerance               | 0 / -0.3 mm           |
| Tolerance of solder pin position | ± 0.1 mm                            | Solder pin dimensions                     | d = 1.2 mm, Octagonal |
| Solder eyelet hole diameter (D)  | 1.4 mm                              | Solder eyelet hole diameter tolerance (D) | + 0,1 mm              |
| L1 in mm                         | 15.24 mm                            | L1 in inches                              | 0.6 inch              |
| Number of rows                   | 1                                   | Pin series quantity                       | 1                     |
| Volume resistance                | ≤ 5mΩ                               | Can be coded                              | Yes                   |
| Plugging cycles                  | 25                                  | Plugging force/pole, max.                 | 9 N                   |
| Pulling force/pole, max.         | 7 N                                 |   |                       |

**Material data**

|                                       |                            |                                       |                            |
|---------------------------------------|----------------------------|---------------------------------------|----------------------------|
| Insulating material                   | LCP GF                     | Colour                                | black                      |
| Colour chart (similar)                | RAL 9011                   | Insulating material group             | IIIa                       |
| Comparative Tracking Index (CTI)      | ≥ 175                      | Insulation strength                   | ≥ 10 <sup>8</sup> Ω        |
| Moisture Level (MSL)                  | 1                          | UL 94 flammability rating             | V-0                        |
| GWIT                                  | 930 °C                     | GWFI                                  | 960 °C                     |
| Contact material                      | CuMg                       | Contact surface                       | tinned                     |
| Layer structure of solder connection  | 1-3 μm Ni / 2-4 μm Sn matt | Layer structure of plug contact       | 1-3 μm Ni / 2-4 μm Sn matt |
| Storage temperature, min.             | -25 °C                     | Storage temperature, max.             | 50 °C                      |
| Max. relative humidity during storage | 70 %                       | Operating temperature, min.           | -50 °C                     |
| Operating temperature, max.           | 100 °C                     | Temperature range, installation, min. | -30 °C                     |
| Temperature range, installation, max. | 100 °C                     |                                       |                            |


**Rated data acc. to IEC**

|   |                        |   |        |
|---|------------------------|---|--------|
| tested acc. to standard   | IEC 60664-1, IEC 61984 | Rated current, min. number of poles (Tu=20°C)                         | 27.5 A |
| Rated current, max. number of poles (Tu=20°C)                             | 19 A                   | Rated current, min. number of poles (Tu=40°C)                         | 24 A   |
| Rated current, max. number of poles (Tu=40°C)                             | 16.5 A                 | Rated voltage for surge voltage class / pollution degree II/2         | 400 V  |
| Rated voltage for surge voltage class / pollution degree III/2            | 320 V                  | Rated voltage for surge voltage class / pollution degree III/3        | 250 V  |
| Rated impulse voltage for surge voltage class/ pollution degree II/2      | 4 kV                   | Rated impulse voltage for surge voltage class/ pollution degree III/2 | 4 kV   |
| Rated impulse voltage for surge voltage class/ contamination degree III/3 | 4 kV                   |   |        |


**OMNIMATE Signal - series BL/SL 5.08  
SL-SMT 5.08HC/04/180G 1.5SN BK RL**

**Weidmüller Interface GmbH & Co. KG**  
 Klingenbergstraße 26  
 D-32758 Detmold  
 Germany  
 Fon: +49 5231 14-0  
 Fax: +49 5231 14-292083  
 www.weidmueller.com

**Technical data****Rated data acc. to CSA**

|                                   |   |                                   |  |
|-----------------------------------|---|-----------------------------------|--|
| Institute (CSA)                   |  | Certificate No. (CSA)             | 200039-1176845   |
| Rated voltage (Use group B / CSA) | 300 V   | Rated voltage (Use group D / CSA) | 300 V  |
| Rated current (Use group D / CSA) | 18.5 A  | Reference to approval values      | Specifications are maximum values, details - see approval certificate. |

**Rated data acc. to UL 1059**

|                                       |   |                                       |        |
|---------------------------------------|---|---------------------------------------|--------|
| Institute (UR)                        |  | Certificate No. (UR)                  | E60693 |
| Rated voltage (Use group B / UL 1059) | 300 V   | Rated voltage (Use group D / UL 1059) | 300 V  |
| Rated current (Use group B / UL 1059) | 18.5 A  | Rated current (Use group D / UL 1059) | 10 A   |
| Reference to approval values          | Specifications are maximum values, details - see approval certificate.            |                                       |        |

**Packing**

|  |          |  |                               |
|--|----------|--|-------------------------------|
| Packaging  | Tape     | VPE length                                       | 50 mm                         |
| VPE width  | 360 mm   | VPE height                                       | 360 mm                        |
| Tape depth (T2)  | 17.45 mm | Tape width (W)                                   | 44 mm                         |
| Tape pocket depth (K0)                                       | 16.95 mm | Tape pocket height (A0)                          | 8 mm                          |
| Tape pocket width (B0)                                       | 23.82 mm | Tape pocket separation (P1)                      | 16 mm                         |
| Tape hole separation (E)                                     | 1.75 mm  | Tape pocket separation (F)                       | 20.2 mm                       |
| Tape reel diameter $\varnothing$ (A)                         | 330 mm   | Surface resistance                               | $R_s = 10^9 - 10^{12} \Omega$ |
| Width Pick & Place Pad ( $W_{PPP}$ )                         | 9.6 mm   | Length Pick & Place Pad ( $L_{PPP}$ )            | 12.36 mm                      |
| Diameter of the withdrawal surface ( $\varnothing D_{max}$ ) | 8.5 mm   | Protrusion 1 Pick & Place Pad ( $L_{01 (PPP)}$ ) | 2 mm                          |
| Protrusion 2 Pick & Place Pad ( $P_{02 (PPP)}$ )             | 2.3 mm   |  |                               |

**Classifications**

|             |             |            |             |
|-------------|-------------|------------|-------------|
| ETIM 6.0    | EC002637    | ETIM 7.0   | EC002637    |
| eClass 9.0  | 27-44-04-02 | eClass 9.1 | 27-44-04-02 |
| eClass 10.0 | 27-44-04-02 | UNSPSC     | 30-21-18-10 |

**Data sheet**

**OMNIMATE Signal - series BL/SL 5.08  
SL-SMT 5.08HC/04/180G 1.5SN BK RL**

**Weidmüller Interface GmbH & Co. KG**  
Klingenbergstraße 26  
D-32758 Detmold  
Germany  
Fon: +49 5231 14-0  
Fax: +49 5231 14-292083  
www.weidmueller.com

**Technical data**

**Notes**

|                |   |
|----------------|---|
| Notes          | <ul style="list-style-type: none"> <li>• Gold-plated contact surfaces on request</li> <li>• Rated current related to rated cross-section &amp; min. No. of poles.</li> <li>• Diameter of solder eyelet D = 1.4+0.1mm</li> <li>• Solder eyelet diameter D = 1.5 + 0.1 mm, from 9 poles</li> <li>• P on drawing = pitch</li> <li>• Rated data refer only to the component itself. Clearance and creepage distances to other components are to be designed in accordance with the relevant application standards.</li> </ul> |
| IPC conformity | Conformity: The products are developed, manufactured and delivered according international recognized standards and norms and comply with the assured properties in the data sheet resp. fulfill decorative properties in accordance with IPC-A-610 "Class 2". Further claims on the products can be evaluated on request.  |

**Approvals**

Approvals



|      |         |
|------|---------|
| ROHS | Conform |
|------|---------|

**Downloads**

|   |   |
|---|---|
| Approval/Certificate/Document of Conformity | <a href="#">CB Certificate</a><br><a href="#">CB Testreport</a><br><a href="#">Declaration of the Manufacturer</a>  |
| Brochure/Catalogue                          | <a href="#">FL DRIVES EN</a><br><a href="#">MB SMT EN</a><br><a href="#">FL DRIVES DE</a><br><a href="#">MB DEVICE MANUF. EN</a><br><a href="#">CAT 2 PORTFOLIOGUIDE EN</a><br><a href="#">FL BUILDING SAFETY EN</a><br><a href="#">FL APPL LED LIGHTING EN</a><br><a href="#">FLIndustr.CONTROLS EN</a><br><a href="#">FL MACHINE SAFETY EN</a><br><a href="#">FL HEATING ELECTR EN</a><br><a href="#">FL APPL INVERTER EN</a><br><a href="#">FL_BASE_STATION_EN</a><br><a href="#">FL ELEVATOR EN</a><br><a href="#">FL POWER SUPPLY EN</a><br><a href="#">FL 72H SAMPLE SER EN</a><br><a href="#">PO OMNIMATE EN</a> |
| Engineering Data                            | <a href="#">WSCAD</a>   |
| Engineering Data                            | <a href="#">STEP</a>  |
| White paper surface mount technology        | <a href="#">Download Whitepaper</a>   |

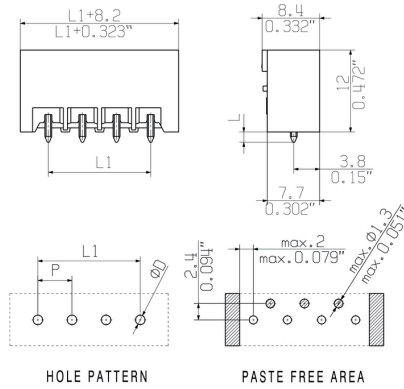
**Data sheet**

**OMNIMATE Signal - series BL/SL 5.08  
SL-SMT 5.08HC/04/180G 1.5SN BK RL**

**Weidmüller Interface GmbH & Co. KG**  
Klingenbergstraße 26  
D-32758 Detmold  
Germany  
Fon: +49 5231 14-0  
Fax: +49 5231 14-292083  
www.weidmueller.com

**Drawings**

**Dimensional drawing**



**Example of use**



Safe power transmission

**Product benefits**

Proven properties




**OMNIMATE Signal - series BL/SL 5.08  
SL-SMT 5.08HC/04/180G 1.5SN BK RL**

**Weidmüller Interface GmbH & Co. KG**  
Klingenbergstraße 26  
D-32758 Detmold  
Germany  
Fon: +49 5231 14-0  
Fax: +49 5231 14-292083  
www.weidmueller.com

**Mating connector (conditionally pluggable)**

**BLT 5.08HC/180B**



Female plugs with TOP screw connection system for connecting wires with straight 180° outlet direction. The female connectors provide space for labelling and can be coded. HC = High Current.

**General ordering data**

| Type       | BLT 5.08HC/04/180B SN O ... | Version  | Product data                                  | Packaging |
|------------|-----------------------------|--|---|-----------|
| Order No.  | <a href="#">1502060000</a>  | PCB plug-in connector, female plug, 5.08 mm, Number of poles: 4,       | IEC: 400 V / 27 A / 0.2 - 2.5 mm <sup>2</sup> | Box       |
| GTIN (EAN) | 4008190166441               | 180°, TOP connection, Clamping range, max. : 2.5 mm <sup>2</sup> , Box | UL: 300 V / 17 A / AWG 26 - AWG 14            |           |
| Qty.       | 78 pc(s).                   |  |   |           |

**OMNIMATE Signal - series BL/SL 5.08  
SL-SMT 5.08HC/04/180G 1.5SN BK RL**

**Weidmüller Interface GmbH & Co. KG**  
Klingenbergstraße 26  
D-32758 Detmold  
Germany  
Fon: +49 5231 14-0  
Fax: +49 5231 14-292083  
www.weidmueller.com

**Mating connector (fully pluggable)**
**BLDF 5.08/180 SN**


The powerful daisy-chain solution for high-performance signal bus applications is also suitable for 400V auxiliary power chains with 18.5A current-carrying capacity. The large clamping capacity (up to 2.5mm<sup>2</sup> wire cross-sections) is particularly beneficial for long bus cables or high currents because of the low voltage drop. Four flange variations, including the patented release latch, allow for user-friendly unplugging designs.

**General ordering data**

| Type       | BLDF 5.08/04/180 SN OR ... | Version   | Product data                                    | Packaging |
|------------|----------------------------|---|---|-----------|
| Order No.  | <a href="#">1001170000</a> | PCB plug-in connector, female plug, 5.08 mm, Number of poles: 4,                | IEC: 400 V / 20.8 A / 0.2 - 2.5 mm <sup>2</sup> | Box       |
| GTIN (EAN) | 4032248818075              | 180°, PUSH IN, Spring connection, Clamping range, max. : 3.31 mm <sup>2</sup> , | UL: 300 V / 18.5 A / AWG 12 - AWG               |           |
| Qty.       | 60 pc(s).                  | Box   | 26  |           |
| Type       | BLDF 5.08/04/180 SN BK ... | Version   | Product data                                    | Packaging |
| Order No.  | <a href="#">1000880000</a> | PCB plug-in connector, female plug, 5.08 mm, Number of poles: 4,                | IEC: 400 V / 20.8 A / 0.2 - 2.5 mm <sup>2</sup> | Box       |
| GTIN (EAN) | 4032248817269              | 180°, PUSH IN, Spring connection, Clamping range, max. : 3.31 mm <sup>2</sup> , | UL: 300 V / 18.5 A / AWG 12 - AWG               |           |
| Qty.       | 60 pc(s).                  | Box   | 26  |           |

**BLZ 5.08/90**



Female plugs with clamping-yoke screw connection. The female plugs provide space for labelling and can be coded.

**General ordering data**

| Type       | BLZ 5.08/04/90 SN GY BX    | Version  | Product data                                  | Packaging |
|------------|----------------------------|--|---|-----------|
| Order No.  | <a href="#">1552900000</a> | PCB plug-in connector, female plug, 5.08 mm, Number of poles: 4,             | IEC: 400 V / 15 A / 0.2 - 2.5 mm <sup>2</sup> | Box       |
| GTIN (EAN) | 4008190401566              | 90°, Clamping yoke connection, Clamping range, max. : 3.31 mm <sup>2</sup> , | UL: 300 V / 10 A / AWG 26 - AWG 12            |           |
| Qty.       | 90 pc(s).                  | Box  |   |           |

**OMNIMATE Signal - series BL/SL 5.08  
SL-SMT 5.08HC/04/180G 1.5SN BK RL**

**Weidmüller Interface GmbH & Co. KG**  
Klingenbergstraße 26  
D-32758 Detmold  
Germany  
Fon: +49 5231 14-0  
Fax: +49 5231 14-292083  
www.weidmueller.com

**Mating connector (fully pluggable)**
**BLC 5.08R**


Female plugs with crimp wire connection system. The female plugs provide space for labelling and can be coded.

**General ordering data**

| Type                                 | Version  | Product data  | Packaging |
|--------------------------------------|--|---|-----------|
| BLC 5.08/04/180R BK BX               | PCB plug-in connector, female plug, 5.08 mm, Number of poles: 4, 180°, Crimp connection, Clamping range, max. : 2.5 mm², Box | IEC: 400 V / 21 A<br>UL: 300 V / 10 A / AWG 26 - AWG 14 | Box       |
| Order No. <a href="#">1711980000</a> |  |   |           |
| GTIN (EAN) 4008190934996             |  |   |           |
| Qty. 100 pc(s).                      |  |   |           |
| BLC 5.08/04/180R OR BX               | PCB plug-in connector, female plug, 5.08 mm, Number of poles: 4, 180°, Crimp connection, Clamping range, max. : 2.5 mm², Box | IEC: 400 V / 21 A<br>UL: 300 V / 10 A / AWG 26 - AWG 14 | Box       |
| Order No. <a href="#">1610510000</a> |  |   |           |
| GTIN (EAN) 4008190065102             |  |   |           |
| Qty. 100 pc(s).                      |  |   |           |

**BLL 5.08/180**


Female header for PCB mounting. The solder pin length is optimised for wave flow soldering.

**General ordering data**

| Type                                 | Version  | Product data                          | Packaging |
|--------------------------------------|--|---------------------------------------|-----------|
| BLL 5.08/04/180 4.5SN B ...          | PCB plug-in connector, female header, closed side, THT solder connection, 5.08 mm, Number of poles: 4, 180°, Solder pin length (l): 4.5 mm, tinned, black, Box       | IEC: 400 V / 23 A<br>UL: 300 V / 15 A | Box       |
| Order No. <a href="#">1646270000</a> |  |                                       |           |
| GTIN (EAN) 4008190285616             |  |                                       |           |
| Qty. 100 pc(s).                      |  |                                       |           |
| BLL 5.08/04/180 3.2 SN ...           | PCB plug-in connector, female header, closed side, THT solder connection, 5.08 mm, Number of poles: 4, 180°, Solder pin length (l): 3.2 mm, tinned, Pebble grey, Box | IEC: 400 V / 23 A<br>UL: 300 V / 15 A | Box       |
| Order No. <a href="#">1687580000</a> |  |                                       |           |
| GTIN (EAN) 4008190853662             |  |                                       |           |
| Qty. 90 pc(s).                       |  |                                       |           |
| BLL 5.08/04/180 4.5 SN ...           | PCB plug-in connector, female header, closed side, THT solder connection, 5.08 mm, Number of poles: 4, 180°, Solder pin length (l): 4.5 mm, tinned, orange, Box      | IEC: 400 V / 23 A<br>UL: 300 V / 15 A | Box       |
| Order No. <a href="#">1646160000</a> |  |                                       |           |
| GTIN (EAN) 4008190285500             |  |                                       |           |
| Qty. 90 pc(s).                       |  |                                       |           |
| BLL 5.08/04/180 3.2 SN ...           | PCB plug-in connector, female header, closed side, THT solder connection, 5.08 mm, Number of poles: 4, 180°, Solder pin length (l): 3.2 mm, tinned, orange, Box      | IEC: 400 V / 23 A<br>UL: 300 V / 15 A | Box       |
| Order No. <a href="#">1630730000</a> |  |                                       |           |
| GTIN (EAN) 4008190204150             |  |                                       |           |
| Qty. 90 pc(s).                       |  |                                       |           |



**OMNIMATE Signal - series BL/SL 5.08  
SL-SMT 5.08HC/04/180G 1.5SN BK RL**

**Weidmüller Interface GmbH & Co. KG**  
Klingenbergstraße 26  
D-32758 Detmold  
Germany  
Fon: +49 5231 14-0  
Fax: +49 5231 14-292083  
www.weidmueller.com

**Mating connector (fully pluggable)**
**BLZ 5.08/180**


Female plugs with clamping-yoke screw for wire connection with straight (180°) outlet direction. The female plugs provide space for labelling and can be coded.

**General ordering data**

| Type       | BLZ 5.08/04/180 SN DKG...  | Version  | Product data                                  | Packaging |
|------------|----------------------------|--|---|-----------|
| Order No.  | <a href="#">1526650000</a> | PCB plug-in connector, female plug, 5.08 mm, Number of poles: 4,             | IEC: 400 V / 19 A / 0.2 - 2.5 mm <sup>2</sup> | Box       |
| GTIN (EAN) | 4008190069056              | 180°, Clamping yoke connection, Clamping range, max.: 3.31 mm <sup>2</sup> , | UL: 300 V / 15 A / AWG 26 - AWG 12            |           |
| Qty.       | 100 pc(s).                 | Box  |   |           |
| Type       | BLZ 5.08/04/180 SN OR B... | Version  | Product data                                  | Packaging |
| Order No.  | <a href="#">1594260000</a> | PCB plug-in connector, female plug, 5.08 mm, Number of poles: 4,             | IEC: 400 V / 19 A / 0.2 - 2.5 mm <sup>2</sup> | Box       |
| GTIN (EAN) | 4008190001537              | 180°, Clamping yoke connection, Clamping range, max.: 3.31 mm <sup>2</sup> , | UL: 300 V / 15 A / AWG 26 - AWG 12            |           |
| Qty.       | 90 pc(s).                  | Box  |   |           |
| Type       | BLZ 5.08/04/180 SN GY BX   | Version  | Product data                                  | Packaging |
| Order No.  | <a href="#">1526600000</a> | PCB plug-in connector, female plug, 5.08 mm, Number of poles: 4,             | IEC: 400 V / 19 A / 0.2 - 2.5 mm <sup>2</sup> | Box       |
| GTIN (EAN) | 4008190287115              | 180°, Clamping yoke connection, Clamping range, max.: 3.31 mm <sup>2</sup> , | UL: 300 V / 15 A / AWG 26 - AWG 12            |           |
| Qty.       | 100 pc(s).                 | Box  |   |           |

**BLF 5.08HC/270 SN**


Just as reliable as the millionfold proven original and featuring innovative details:  
The BLF 5.08HC PUSH IN version of the BLZP 5.08HC female connector is not only different in terms of connection system; it also has a more compact design. Weidmüller's innovative PUSH IN spring connection system stands for the future of easy and tool-free wire connection. HC = High Current.  
In terms of versatility, the BLF 5.08HC offers just as much as the version which served as a model:

- 3 tested-and-proven wire outlet directions provide the usual flexibility for application-specific design
- 4 flange variations and the patented release latch allow the locking concept to be based on the requirements of the user
- Use the BLF 5.08HC and SL 5.08HC plug combination to reach the max. rated specifications

**General ordering data**

| Type       | BLF 5.08HC/04/270 SN BK... | Version  | Product data                                  | Packaging |
|------------|----------------------------|--|---|-----------|
| Order No.  | <a href="#">1981950000</a> | PCB plug-in connector, female plug, 5.08 mm, Number of poles: 4,               | IEC: 400 V / 24 A / 0.2 - 2.5 mm <sup>2</sup> | Box       |
| GTIN (EAN) | 4032248684649              | 270°, PUSH IN, Spring connection, Clamping range, max.: 3.31 mm <sup>2</sup> , | UL: 300 V / 18.5 A / AWG 26 - AWG 12          |           |
| Qty.       | 90 pc(s).                  | Box  |   |           |

**OMNIMATE Signal - series BL/SL 5.08  
SL-SMT 5.08HC/04/180G 1.5SN BK RL**

**Weidmüller Interface GmbH & Co. KG**  
 Klingenbergstraße 26  
 D-32758 Detmold  
 Germany  
 Fon: +49 5231 14-0  
 Fax: +49 5231 14-292083  
 www.weidmueller.com

**Mating connector (fully pluggable)**

| Type       | BLF 5.08HC/04/270 SN OR ... | Version   | Product data                                  | Packaging |
|------------|-----------------------------|---|---|-----------|
| Order No.  | <a href="#">1982720000</a>  | PCB plug-in connector, female plug, 5.08 mm, Number of poles: 4,                | IEC: 400 V / 24 A / 0.2 - 2.5 mm <sup>2</sup> | Box       |
| GTIN (EAN) | 4032248686810               | 270°, PUSH IN, Spring connection, Clamping range, max. : 3.31 mm <sup>2</sup> , | UL: 300 V / 18.5 A / AWG 26 - AWG             |           |
| Qty.       | 90 pc(s).                   | Box   | 12  |           |

**BLL 5.08/180B**


Female header for PCB mounting. The solder pin length is optimised for wave flow soldering.

**General ordering data**

| Type       | BLL 5.08/04/180B 3.2SN ... | Version  | Product data      | Packaging |
|------------|----------------------------|--|-------------------|-----------|
| Order No.  | <a href="#">1682750000</a> | PCB plug-in connector, female header, Dovetails for fixing blocks, THT | IEC: 400 V / 23 A | Box       |
| GTIN (EAN) | 4008190474515              | solder connection, 5.08 mm, Number of poles: 4, 180°, Solder pin       | UL: 300 V / 15 A  |           |
| Qty.       | 78 pc(s).                  | length (l): 3.2 mm, tinned, orange, Box                                |                   |           |

**BLZF 5.08/180**


Female plugs with tension-clamp wire connection system, straight 180° outlet direction. The female plugs provide space for labelling and can be coded.

**General ordering data**

| Type       | BLZF 5.08/04/180 SN DKG ... | Version   | Product data                                  | Packaging |
|------------|-----------------------------|---|---|-----------|
| Order No.  | <a href="#">1707940000</a>  | PCB plug-in connector, female plug, 5.08 mm, Number of poles: 4,              | IEC: 400 V / 17 A / 0.2 - 2.5 mm <sup>2</sup> | Box       |
| GTIN (EAN) | 4008190317355               | 180°, Tension-clamp connection, Clamping range, max. : 3.31 mm <sup>2</sup> , | UL: 300 V / 15 A / AWG 26 - AWG 12            |           |
| Qty.       | 90 pc(s).                   | Box   |   |           |

**OMNIMATE Signal - series BL/SL 5.08  
SL-SMT 5.08HC/04/180G 1.5SN BK RL**

**Weidmüller Interface GmbH & Co. KG**  
Klingenbergstraße 26  
D-32758 Detmold  
Germany  
Fon: +49 5231 14-0  
Fax: +49 5231 14-292083  
www.weidmueller.com

**Mating connector (fully pluggable)**
**BLZP 5.08HC/225B SN**


Clamping-yoke connection with right-angled (90° or 270°) or angled (225°) outlet direction. The female connectors provide space for labelling and can be coded. Fastened by means of a flange or release latch. They also provide an integrated plus/minus screw, protection against faulty insertion of the wire, and they are delivered with open clamping yokes. HC = High Current.

**General ordering data**

| Type       | BLZP 5.08HC/04/225B SN ... | Version  | Product data                                  | Packaging |
|------------|----------------------------|--|---|-----------|
| Order No.  | <a href="#">1945770000</a> | PCB plug-in connector, female plug, 5.08 mm, Number of poles: 4,               | IEC: 400 V / 17.5 A / 0.2 - 4 mm <sup>2</sup> | Box       |
| GTIN (EAN) | 4032248621248              | 225°, Clamping yoke connection, Clamping range, max. : 4 mm <sup>2</sup> , Box | UL: 300 V / 15 A / AWG 26 - AWG 12            |           |
| Qty.       | 78 pc(s).                  |  |   |           |
| Type       | BLZP 5.08HC/04/225B SN ... | Version  | Product data                                  | Packaging |
| Order No.  | <a href="#">1946000000</a> | PCB plug-in connector, female plug, 5.08 mm, Number of poles: 4,               | IEC: 400 V / 17.5 A / 0.2 - 4 mm <sup>2</sup> | Box       |
| GTIN (EAN) | 4032248621521              | 225°, Clamping yoke connection, Clamping range, max. : 4 mm <sup>2</sup> , Box | UL: 300 V / 15 A / AWG 26 - AWG 12            |           |
| Qty.       | 78 pc(s).                  |  |   |           |

**BLZP 5.08HC/90 SN**


Female plugs with clamping-yoke connection for connecting wires with a right-angle (90° or 270°) outlet direction. The female connectors provide space for labelling and can be coded. Fastened by means of a flange or release latch. They also provide an integrated plus/minus screw, protection against faulty insertion of the wire, and they are delivered with open clamping yokes. HC = High Current.

**General ordering data**

| Type       | BLZP 5.08HC/04/90 SN OR ... | Version   | Product data                                | Packaging |
|------------|-----------------------------|---|---|-----------|
| Order No.  | <a href="#">1948020000</a>  | PCB plug-in connector, female plug, 5.08 mm, Number of poles: 4,              | IEC: 400 V / 23 A / 0.2 - 4 mm <sup>2</sup> | Box       |
| GTIN (EAN) | 4032248624249               | 90°, Clamping yoke connection, Clamping range, max. : 4 mm <sup>2</sup> , Box | UL: 300 V / 20 A / AWG 26 - AWG 12          |           |
| Qty.       | 90 pc(s).                   |   |   |           |
| Type       | BLZP 5.08HC/04/90 SN BK ... | Version   | Product data                                | Packaging |
| Order No.  | <a href="#">1948260000</a>  | PCB plug-in connector, female plug, 5.08 mm, Number of poles: 4,              | IEC: 400 V / 23 A / 0.2 - 4 mm <sup>2</sup> | Box       |
| GTIN (EAN) | 4032248624782               | 90°, Clamping yoke connection, Clamping range, max. : 4 mm <sup>2</sup> , Box | UL: 300 V / 20 A / AWG 26 - AWG 12          |           |
| Qty.       | 90 pc(s).                   |   |   |           |

**OMNIMATE Signal - series BL/SL 5.08  
SL-SMT 5.08HC/04/180G 1.5SN BK RL**

**Weidmüller Interface GmbH & Co. KG**  
Klingenbergstraße 26  
D-32758 Detmold  
Germany  
Fon: +49 5231 14-0  
Fax: +49 5231 14-292083  
www.weidmueller.com

**Mating connector (fully pluggable)**
**BLDT 5.08B**


Female plugs with two clamping-yoke screw connections per pole for wire connections with 90° and 270° outlet directions. The female plugs provide space for labelling and can be coded.

**General ordering data**

| Type       | BLDT 5.08/04/-B SN OR BX   | Version   | Product data                                  | Packaging |
|------------|----------------------------|---|---|-----------|
| Order No.  | <a href="#">1651760000</a> | PCB plug-in connector, female plug, 5.08 mm, Number of poles: 4,              | IEC: 400 V / 14 A / 0.2 - 2.5 mm <sup>2</sup> | Box       |
| GTIN (EAN) | 4008190400446              | 180°, Clamping yoke connection, Clamping range, max. : 3.31 mm <sup>2</sup> , | UL: 300 V / 10 A / AWG 26 - AWG 12            |           |
| Qty.       | 70 pc(s).                  | Box   |   |           |
| Type       | BLDT 5.08/04/-B SN BK BX   | Version   | Product data                                  | Packaging |
| Order No.  | <a href="#">1673800000</a> | PCB plug-in connector, female plug, 5.08 mm, Number of poles: 4,              | IEC: 400 V / 14 A / 0.2 - 2.5 mm <sup>2</sup> | Box       |
| GTIN (EAN) | 4008190435530              | 180°, Clamping yoke connection, Clamping range, max. : 3.31 mm <sup>2</sup> , | UL: 300 V / 10 A / AWG 26 - AWG 12            |           |
| Qty.       | 70 pc(s).                  | Box   |   |           |

**BLF 5.08HC/90 SN**


Just as reliable as the millionfold proven original and featuring innovative details:  
The BLF 5.08HC PUSH IN version of the BLZP 5.08HC female connector is not only different in terms of connection system; it also has a more compact design. Weidmüller's innovative PUSH IN spring connection system stands for the future of easy and tool-free wire connection. HC = High Current.  
In terms of versatility, the BLF 5.08HC offers just as much as the version which served as a model:


- 3 tested-and-proven wire outlet directions provide the usual flexibility for application-specific design
- 4 flange variations and the patented release latch allow the locking concept to be based on the requirements of the user
- Use the BLF 5.08HC and SL 5.08HC plug combination to reach the max. rated specifications

**General ordering data**

| Type       | BLF 5.08HC/04/90 SN BK ... | Version  | Product data                                  | Packaging |
|------------|----------------------------|--|---|-----------|
| Order No.  | <a href="#">1000050001</a> | PCB plug-in connector, female plug, 5.08 mm, Number of poles: 4,               | IEC: 400 V / 24 A / 0.2 - 2.5 mm <sup>2</sup> | Box       |
| GTIN (EAN) | 4032248689989              | 90°, PUSH IN, Spring connection, Clamping range, max. : 3.31 mm <sup>2</sup> , | UL: 300 V / 18.5 A / AWG 26 - AWG 12          |           |
| Qty.       | 90 pc(s).                  | Box  |   |           |
| Type       | BLF 5.08HC/04/90 SN OR ... | Version  | Product data                                  | Packaging |
| Order No.  | <a href="#">1001550000</a> | PCB plug-in connector, female plug, 5.08 mm, Number of poles: 4,               | IEC: 400 V / 24 A / 0.2 - 2.5 mm <sup>2</sup> | Box       |
| GTIN (EAN) | 4032248693351              | 90°, PUSH IN, Spring connection, Clamping range, max. : 3.31 mm <sup>2</sup> , | UL: 300 V / 18.5 A / AWG 26 - AWG 12          |           |
| Qty.       | 90 pc(s).                  | Box  |   |           |

**OMNIMATE Signal - series BL/SL 5.08  
SL-SMT 5.08HC/04/180G 1.5SN BK RL**

**Weidmüller Interface GmbH & Co. KG**  
Klingenbergstraße 26  
D-32758 Detmold  
Germany  
Fon: +49 5231 14-0  
Fax: +49 5231 14-292083  
www.weidmuller.com

**Mating connector (fully pluggable)**
**BLDT 5.08**


Female plugs with two clamping-yoke screw connections per pole for wire connections with 90° and 270° outlet directions. The female plugs provide space for labelling and can be coded.

**General ordering data**

| Type       | BLDT 5.08/04/- SN OR BX    | Version   | Product data                                  | Packaging |
|------------|----------------------------|---|---|-----------|
| Order No.  | <a href="#">1644750000</a> | PCB plug-in connector, female plug, 5.08 mm, Number of poles: 4,              | IEC: 400 V / 14 A / 0.2 - 2.5 mm <sup>2</sup> | Box       |
| GTIN (EAN) | 4008190283964              | 180°, Clamping yoke connection, Clamping range, max. : 3.31 mm <sup>2</sup> , | UL: 300 V / 10 A / AWG 26 - AWG 12            |           |
| Qty.       | 75 pc(s).                  | Box   |   |           |
| Type       | BLDT 5.08/04/- SN BK BX    | Version   | Product data                                  | Packaging |
| Order No.  | <a href="#">1660730000</a> | PCB plug-in connector, female plug, 5.08 mm, Number of poles: 4,              | IEC: 400 V / 14 A / 0.2 - 2.5 mm <sup>2</sup> | Box       |
| GTIN (EAN) | 4008190417185              | 180°, Clamping yoke connection, Clamping range, max. : 3.31 mm <sup>2</sup> , | UL: 300 V / 10 A / AWG 26 - AWG 12            |           |
| Qty.       | 75 pc(s).                  | Box   |   |           |

**BLZP 5.08HC/225 SN**



Clamping-yoke connection with right-angled (90° or 270°) or angled (225°) outlet direction. The female connectors provide space for labelling and can be coded. Fastened by means of a flange or release latch. The also provide an integrated plus/minus screw, protection against faulty insertion of the wire, and they are delivered with open clamping yokes. HC = High Current.

**General ordering data**

| Type       | BLZP 5.08HC/04/225 SN O ... | Version  | Product data                                  | Packaging |
|------------|-----------------------------|--|---|-----------|
| Order No.  | <a href="#">1946270000</a>  | PCB plug-in connector, female plug, 5.08 mm, Number of poles: 4,               | IEC: 400 V / 17.5 A / 0.2 - 4 mm <sup>2</sup> | Box       |
| GTIN (EAN) | 4032248621842               | 225°, Clamping yoke connection, Clamping range, max. : 4 mm <sup>2</sup> , Box | UL: 300 V / 15 A / AWG 26 - AWG 12            |           |
| Qty.       | 90 pc(s).                   |  |   |           |
| Type       | BLZP 5.08HC/04/225 SN B ... | Version  | Product data                                  | Packaging |
| Order No.  | <a href="#">1946580000</a>  | PCB plug-in connector, female plug, 5.08 mm, Number of poles: 4,               | IEC: 400 V / 17.5 A / 0.2 - 4 mm <sup>2</sup> | Box       |
| GTIN (EAN) | 4032248622351               | 225°, Clamping yoke connection, Clamping range, max. : 4 mm <sup>2</sup> , Box | UL: 300 V / 15 A / AWG 26 - AWG 12            |           |
| Qty.       | 90 pc(s).                   |  |   |           |

**OMNIMATE Signal - series BL/SL 5.08  
SL-SMT 5.08HC/04/180G 1.5SN BK RL**

**Weidmüller Interface GmbH & Co. KG**  
Klingenbergstraße 26  
D-32758 Detmold  
Germany  
Fon: +49 5231 14-0  
Fax: +49 5231 14-292083  
www.weidmueller.com

**Mating connector (fully pluggable)**
**BLC 5.08BR**


Female plugs with crimp wire connection system. The female plugs provide space for labelling and can be coded.

**General ordering data**

| Type       | BLC 5.08/04/180BR OR BX    | Version  | Product data                       | Packaging |
|------------|----------------------------|--|------------------------------------|-----------|
| Order No.  | <a href="#">1649390000</a> | PCB plug-in connector, female plug, 5.08 mm, Number of poles: 4,         | IEC: 400 V / 21 A                  | Box       |
| GTIN (EAN) | 4008190294502              | 180°, Crimp connection, Clamping range, max. : 2.5 mm <sup>2</sup> , Box | UL: 300 V / 10 A / AWG 26 - AWG 14 |           |
| Qty.       | 100 pc(s).                 |  |                                    |           |
| Type       | BLC 5.08/04/180BR BK BX    | Version  | Product data                       | Packaging |
| Order No.  | <a href="#">1712130000</a> | PCB plug-in connector, female plug, 5.08 mm, Number of poles: 4,         | IEC: 400 V / 21 A                  | Box       |
| GTIN (EAN) | 4008190935146              | 180°, Crimp connection, Clamping range, max. : 2.5 mm <sup>2</sup> , Box | UL: 300 V / 10 A / AWG 26 - AWG 14 |           |
| Qty.       | 100 pc(s).                 |  |                                    |           |

**BLF 5.08HC/180 SN**


Just as reliable as the millionfold proven original and featuring innovative details:

The BLF 5.08HC PUSH IN version of the BLZP 5.08HC female connector is not only different in terms of connection system; it also has a more compact design. Weidmüller's innovative PUSH IN spring connection system stands for the future of easy and tool-free wire connection. HC = High Current.

In terms of versatility, the BLF 5.08HC offers just as much as the version which served as a model:

- 3 tested-and-proven wire outlet directions provide the usual flexibility for application-specific design
- 4 flange variations and the patented release latch allow the locking concept to be based on the requirements of the user
- Use the BLF 5.08HC and SL 5.08HC plug combination to reach the max. rated specifications

**General ordering data**

| Type       | BLF 5.08HC/04/180 SN BK ... | Version   | Product data                                  | Packaging |
|------------|-----------------------------|---|---|-----------|
| Order No.  | <a href="#">1013450000</a>  | PCB plug-in connector, female plug, 5.08 mm, Number of poles: 4,                    | IEC: 400 V / 24 A / 0.2 - 2.5 mm <sup>2</sup> | Box       |
| GTIN (EAN) | 4032248721603               | 180°, PUSH IN, Spring connection, Clamping range, max. : 3.31 mm <sup>2</sup> , Box | UL: 300 V / 18.5 A / AWG 26 - AWG 12          |           |
| Qty.       | 90 pc(s).                   |   |   |           |
| Type       | BLF 5.08HC/04/180 SN OR ... | Version   | Product data                                  | Packaging |
| Order No.  | <a href="#">1013710000</a>  | PCB plug-in connector, female plug, 5.08 mm, Number of poles: 4,                    | IEC: 400 V / 24 A / 0.2 - 2.5 mm <sup>2</sup> | Box       |
| GTIN (EAN) | 4032248721825               | 180°, PUSH IN, Spring connection, Clamping range, max. : 3.31 mm <sup>2</sup> , Box | UL: 300 V / 18.5 A / AWG 26 - AWG 12          |           |
| Qty.       | 90 pc(s).                   |   |   |           |

**OMNIMATE Signal - series BL/SL 5.08  
SL-SMT 5.08HC/04/180G 1.5SN BK RL**

**Weidmüller Interface GmbH & Co. KG**  
Klingenbergstraße 26  
D-32758 Detmold  
Germany  
Fon: +49 5231 14-0  
Fax: +49 5231 14-292083  
www.weidmuller.com

**Mating connector (fully pluggable)**
**BLZP 5.08HC/180 SN**


Female plug with clamping-yoke screw system for connecting wires with straight (180°) outlet direction. The female connectors provide space for labelling and can be coded. Fastened by means of a flange or release latch. They also provide an integrated plus/minus screw, protection against faulty insertion of the wire, and they are delivered with open clamping yokes. HC = High Current.

**General ordering data**

| Type       | BLZP 5.08HC/04/180 SN O ... | Version   | Product data                                | Packaging |
|------------|-----------------------------|---|---|-----------|
| Order No.  | <a href="#">194360000</a>   | PCB plug-in connector, female plug, 5.08 mm, Number of poles: 4,              | IEC: 400 V / 23 A / 0.2 - 4 mm <sup>2</sup> | Box       |
| GTIN (EAN) | 4032248617593               | 180°, Clamping yoke connection, Clamping range, max.: 4 mm <sup>2</sup> , Box | UL: 300 V / 20 A / AWG 26 - AWG 12          |           |
| Qty.       | 90 pc(s).                   |   |   |           |
| Type       | BLZP 5.08HC/04/180 SN B ... | Version   | Product data                                | Packaging |
| Order No.  | <a href="#">194383000</a>   | PCB plug-in connector, female plug, 5.08 mm, Number of poles: 4,              | IEC: 400 V / 23 A / 0.2 - 4 mm <sup>2</sup> | Box       |
| GTIN (EAN) | 4032248617869               | 180°, Clamping yoke connection, Clamping range, max.: 4 mm <sup>2</sup> , Box | UL: 300 V / 20 A / AWG 26 - AWG 12          |           |
| Qty.       | 90 pc(s).                   |   |   |           |

**BLL 5.08/90**



Female header for PCB mounting. The solder pin length is optimised for wave flow soldering.

**General ordering data**

| Type       | BLL 5.08/04/90 3.2 SN O ... | Version  | Product data      | Packaging |
|------------|-----------------------------|--|-------------------|-----------|
| Order No.  | <a href="#">162296000</a>   | PCB plug-in connector, female header, closed side, THT solder        | IEC: 400 V / 23 A | Box       |
| GTIN (EAN) | 4008190194024               | connection, 5.08 mm, Number of poles: 4, 90°, Solder pin length (l): | UL: 300 V / 15 A  |           |
| Qty.       | 90 pc(s).                   | 3.2 mm, tinned, orange, Box  |                   |           |
| Type       | BLL 5.08/04/90 4.5 SN B ... | Version  | Product data      | Packaging |
| Order No.  | <a href="#">164605000</a>   | PCB plug-in connector, female header, closed side, THT solder        | IEC: 400 V / 23 A | Box       |
| GTIN (EAN) | 4008190285395               | connection, 5.08 mm, Number of poles: 4, 90°, Solder pin length (l): | UL: 300 V / 15 A  |           |
| Qty.       | 90 pc(s).                   | 4.5 mm, tinned, black, Box   |                   |           |

**OMNIMATE Signal - series BL/SL 5.08  
SL-SMT 5.08HC/04/180G 1.5SN BK RL**

**Weidmüller Interface GmbH & Co. KG**  
Klingenbergstraße 26  
D-32758 Detmold  
Germany  
Fon: +49 5231 14-0  
Fax: +49 5231 14-292083  
www.weidmueller.com

**Mating connector (fully pluggable)**
**BLT 5.08HC**


Female plugs with TOP screw connection system for connecting wires with straight 180° outlet direction. The female connectors provide space for labelling and can be coded. HC = High Current.

**General ordering data**

| Type       | BLT 5.08HC/04/180 SN BL ... | Version  | Product data                                  | Packaging |
|------------|-----------------------------|--|---|-----------|
| Order No.  | <a href="#">1499780000</a>  | PCB plug-in connector, female plug, 5.08 mm, Number of poles: 4,       | IEC: 400 V / 27 A / 0.2 - 2.5 mm <sup>2</sup> | Box       |
| GTIN (EAN) | 4032248015467               | 180°, TOP connection, Clamping range, max. : 2.5 mm <sup>2</sup> , Box | UL: 300 V / 17 A / AWG 26 - AWG 14            |           |
| Qty.       | 90 pc(s).                   |  |   |           |

**BLZP 5.08HC/270 SN**


Female plugs with clamping-yoke connection for connecting wires with a right-angle (90° or 270°) outlet direction. The female connectors provide space for labelling and can be coded. Fastened by means of a flange or release latch. They also provide an integrated plus/minus screw, protection against faulty insertion of the wire, and they are delivered with open clamping yokes. HC = High Current.

**General ordering data**

| Type       | BLZP 5.08HC/04/270 SN O ... | Version  | Product data                                | Packaging |
|------------|-----------------------------|--|---|-----------|
| Order No.  | <a href="#">1948810000</a>  | PCB plug-in connector, female plug, 5.08 mm, Number of poles: 4,               | IEC: 400 V / 23 A / 0.2 - 4 mm <sup>2</sup> | Box       |
| GTIN (EAN) | 4032248626267               | 270°, Clamping yoke connection, Clamping range, max. : 4 mm <sup>2</sup> , Box | UL: 300 V / 20 A / AWG 26 - AWG 12          |           |
| Qty.       | 90 pc(s).                   |  |   |           |



## OMNIMATE Signal - series BL/SL 5.08 SL-SMT 5.08HC/04/180G 1.5SN BK RL

**Weidmüller Interface GmbH & Co. KG**  
 Klingenbergstraße 26  
 D-32758 Detmold  
 Germany  
 Fon: +49 5231 14-0  
 Fax: +49 5231 14-292083  
 www.weidmueller.com

# Accessories

## Coding elements



**Only connects what is supposed to be connected: the right connection at the right place.**

Coding elements and locking devices clearly assign connecting elements during the manufacturing process and operation

The coding elements and locking devices are inserted prior to assembly or during the cable assembly phase. The Weidmüller alternative: configure online using the variant configurator to precode prior to delivery.

Incorrect assembly on the circuit board and incorrect plugging of connecting elements is no longer possible. The advantage: no troubleshooting during manufacture and no operational errors by the user.

### General ordering data

| Type       | BLZ/SL KO OR BX            | Version  | Product data | Packaging |
|------------|----------------------------|--|--------------|-----------|
| Order No.  | <a href="#">1573010000</a> | PCB plug-in connector, Accessories, Coding element, orange, Number |              | Box       |
| GTIN (EAN) | 4008190048396              | of poles: 1  |              |           |
| Qty.       | 100 pc(s).                 |  |              |           |
| Type       | BLZ/SL KO BK BX            | Version  | Product data | Packaging |
| Order No.  | <a href="#">1545710000</a> | PCB plug-in connector, Accessories, Coding element, black, Number  |              | Box       |
| GTIN (EAN) | 4008190087142              | of poles: 1  |              |           |
| Qty.       | 50 pc(s).                  |  |              |           |

## Additional accessories



**No task is too small when creating the perfect solution.** br />

Connections form just one part of the overall process. Small details are often the key to the perfect solution in applications where potentials are tested, grouped or even isolated.

A system is not a system without small but useful details:

- Test plugs - ensure reliable pick-up from diagnostic sockets
- Cross-connectors - ensure a stable electrical distribution contact directly at the connection
- Compartment partition elements - divide a large number of male connectors into several separate socket connector channels
- Locks and clips - optional vibration-resistant clip-on connection or mounting for male and female connectors

In tandem with the manufacturing process and application - more accessories = smaller workload

### General ordering data

| Type       | SL AT SW                   | Version   | Product data | Packaging |
|------------|----------------------------|---|--------------|-----------|
| Order No.  | <a href="#">1770240000</a> | PCB plug-in connector, Accessories, Spacer, black, Number of poles: 1 |              | Box       |
| GTIN (EAN) | 4032248117710              |   |              |           |
| Qty.       | 100 pc(s).                 |   |              |           |

**Data sheet**

**OMNIMATE Signal - series BL/SL 5.08  
SL-SMT 5.08HC/04/180G 1.5SN BK RL**

**Weidmüller Interface GmbH & Co. KG**  
 Klingenbergstraße 26  
 D-32758 Detmold  
 Germany  
 Fon: +49 5231 14-0  
 Fax: +49 5231 14-292083  
 www.weidmueller.com

**Accessories**

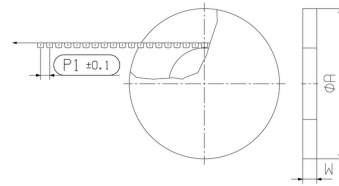
| Type       | SL AT OR                   | Version  | Product data | Packaging |
|------------|----------------------------|--|--------------|-----------|
| Order No.  | <a href="#">1598300000</a> | PCB plug-in connector, Accessories, Spacer, orange, Number of poles: |              | Box       |
| GTIN (EAN) | 4008190189266              | 1  |              |           |
| Qty.       | 100 pc(s).                 |  |              |           |

**OMNIMATE Signal - series BL/SL 5.08  
SL-SMT 5.08HC/04/180G 1.5SN BK RL**

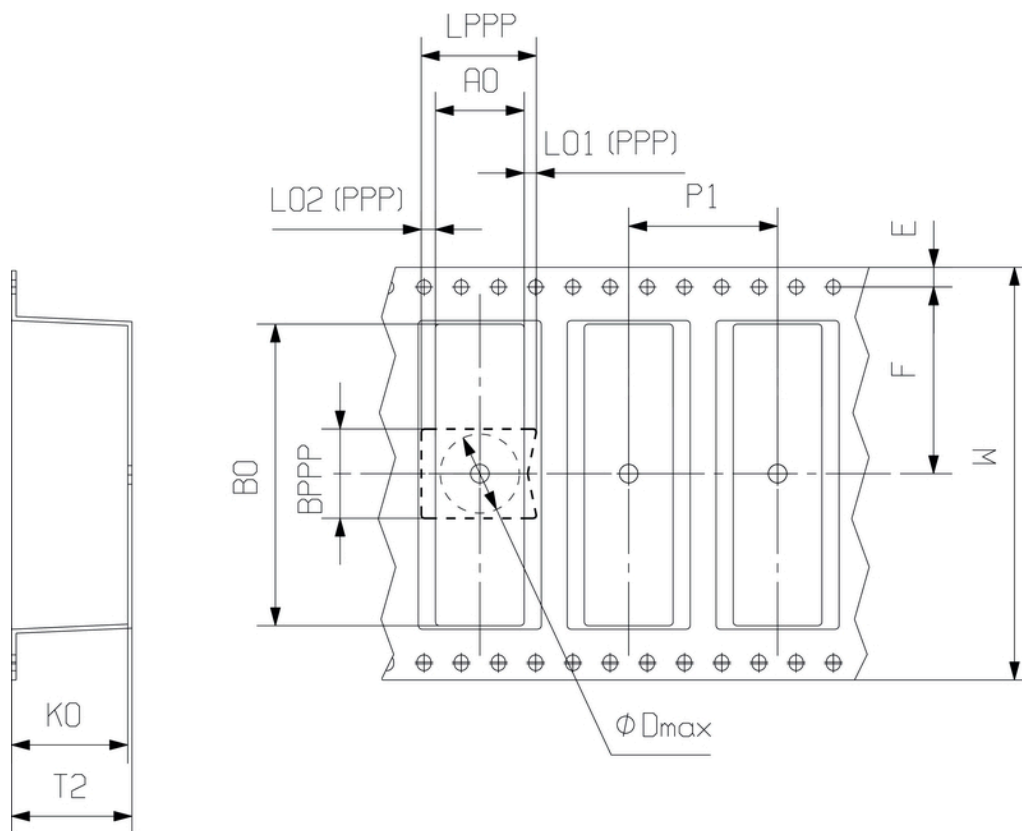
**Weidmüller Interface GmbH & Co. KG**  
Klingenbergstraße 26  
D-32758 Detmold  
Germany  
Fon: +49 5231 14-0  
Fax: +49 5231 14-292083  
www.weidmueller.com

**Drawings**

**Dimensional drawing**



**Dimensional drawing**



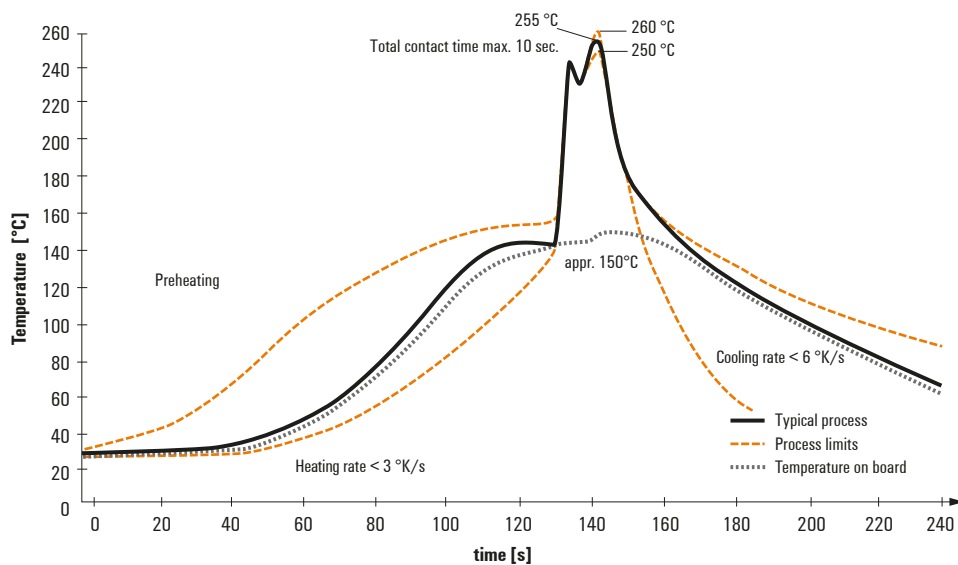
## Recommended wave soldering profiles

**Weidmüller Interface GmbH & Co. KG**  
 Klängenbergstraße 16  
 D-32758 Detmold  
 Germany  
 Fon: +49 5231 14-0  
 Fax: +49 5231 14-292083  
 www.weidmueller.com

### Single Wave:



### Double Wave:



### Wave soldering profiles

Wired connection elements should be processed in accordance with the DIN EN 61760-1 standard. We have included two recommendations for practical wave soldering profiles, with which Weidmüller PCB terminals and connectors are qualified.

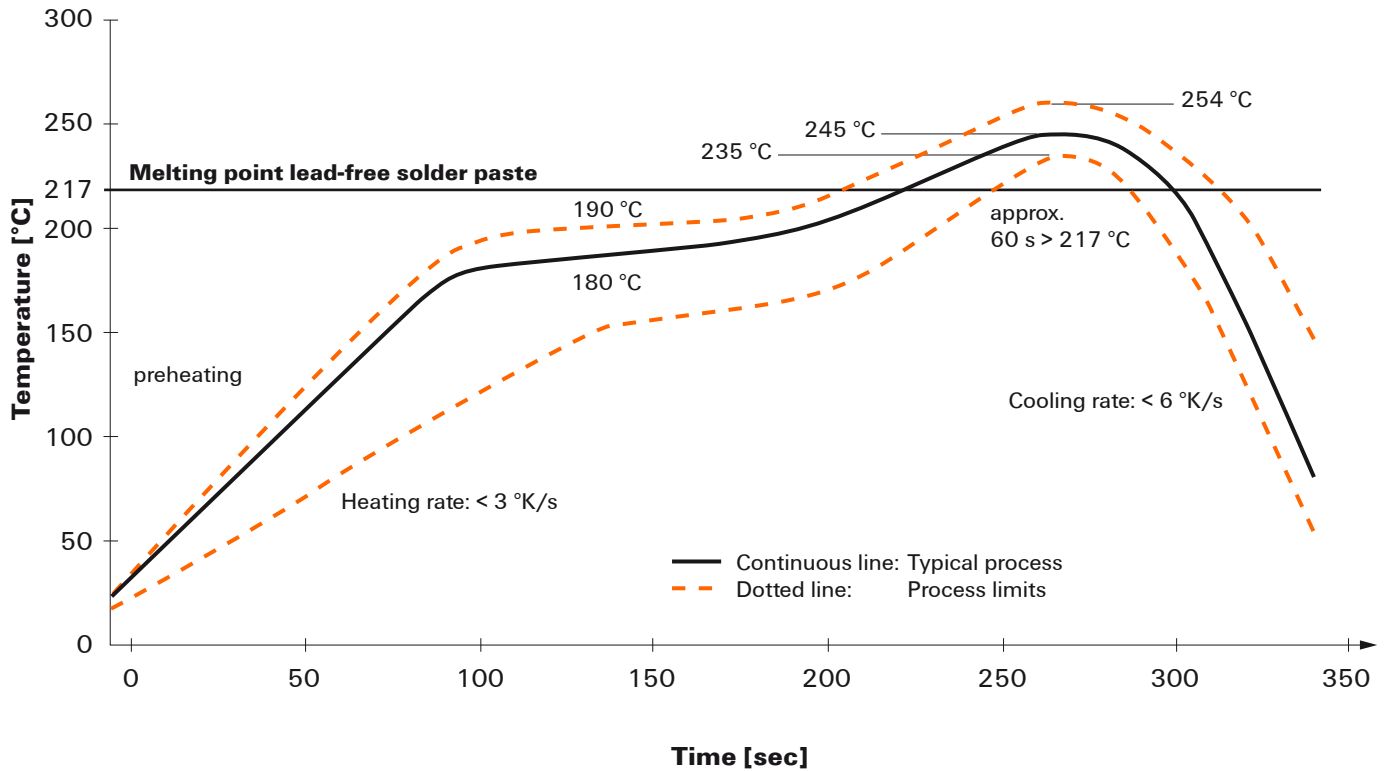
When choosing a suitable profile for your application, the following factors also need to be considered:

- PCB thickness
- Proportion of Cu in the layers
- Single/double-sided assembly
- Product range
- Heating and cooling rates

The single and double wave profiles each indicate the recommended operating range, including the maximum soldering temperature of 260°C. In practice, the maximum soldering temperature is quite often well below the above maximum profile.

## Recommended reflow soldering profile

**Weidmüller Interface GmbH & Co. KG**  
 Klingenbergstraße 16  
 D-32758 Detmold  
 Germany  
 Fon: +49 5231 14-0  
 Fax: +49 5231 14-292083  
 www.weidmueller.com



### Reflow soldering profile

The perfect soldering profile for SMT Surface Mount Technology is one the most exiting question in SMT production. But there are more than one correct answer: The diagram of temperature-on-time is related to processing features of solder paste and to maximum load of components.

We have to consider the following parameters:

- Time for pre heating
- Maximum temperature
- Time above melting point
- Time for cooling
- Maximum heating rate
- Maximum cooling rate

We recommend a typical solder profile with associated process limits. With preheating components and board are prepared smoothly for the solder phase. Heating rate is typically  $\leq +3\text{K/s}$ . In parallel the solder paste is ‚activated‘. The time above melting point of 217°C the paste gets liquid and components and boards begin to connect. The maximum temperature of 245°C to 254°C should stay between 10 and 40 seconds. In the cooling phase at  $\geq -6\text{K/s}$  solder is cured. Board and components cool down while avoiding cold cracks.