OMNIMATE Power - Powerbus series
RSV1,6 RF4/35x15 SW

Weidmüller Interface GmbH & Co. KG
Klingenbergstraße 26
D-32758 Detmold
Germany
Fon: +49 5231 14-0
Fax: +49 5231 14-292083
www.weidmueller.com

Example of use

Similar to illustration

Clip on and use!
From the circuit board in the control cabinet: snap-on or mounting feet form the link between plug-in connectors and terminal rails.
Compatible with all standard sizes: TS 15 or TS 35.
Combination foot or variations available.
The quick alternative to screw connections: unbeatable ease of installation and service.
The mounting foot for the terminal rails allows the universal use of pluggable connection systems on the module, the enclosure and the control cabinet and avoids patchwork solutions.

General ordering data

Type	RSV1,6 RF4/35x15 SW
Order No.	1690110000
Version	PCB plug-in connector, Accessories, Clip-in foot, black, Number of poles: 4
GTIN (EAN)	4008190862978
Qty.	10 pc(s).
Product data	
Packaging	Box

OMNIMATE Power - Powerbus series
RSV1,6 RF4/35x15 SW

Weidmüller Interface GmbH & Co. KG
Klingenbergstraße 26
D-32758 Detmold
Germany
Fon: +49 5231 14-0
Fax: +49 5231 14-292083
www.weidmueller.com

Technical data

Dimensions and weights

Net weight	16.9 g

Material data

Insulating material	PA	Colour	black
Colour chart (similar)	RAL 9011	Storage temperature, min.	-25 °C
Storage temperature, max.	50 °C	Max. relative humidity during storage	70 %
Operating temperature, min.	-50 °C	Operating temperature, max.	100 °C
Temperature range, installation, min.	-25 °C	Temperature range, installation, max.	100 °C

Rated data acc. to IEC

tested acc. to standard	IEC 60664-1, IEC 61984

Packing

Packaging	Box	VPE length	42 mm
VPE width	138 mm	VPE height	195 mm

Classifications

ETIM 6.0	EC002943	ETIM 7.0	EC002943
eClass 9.0	27-44-04-92	eClass 9.1	27-44-04-92
eClass 10.0	27-44-04-92	UNSPSC	30-21-18-01

Notes

IPC conformity	Conformity: The products are developed, manufactured and delivered according international recognized standards and norms and comply with the assured properties in the data sheet resp. fulfill decorative properties in accordance with IPC-A-610 "Class 2". Further claims on the products can be evaluated on request.

Approvals

Approvals	EAC
ROHS	Conform

Downloads

Approval/Certificate/Document of Conformity	Declaration of the Manufacturer
Brochure/Catalogue	MB DEVICE MANUF. EN CAT 2 PORTFOLIOGUIDE EN FL 72H SAMPLE SER EN PO OMNIMATE EN
Engineering Data	STEP

OMNIMATE Power - Powerbus series
RSV1,6 RF4/35x15 SW

Weidmüller Interface GmbH & Co. KG
Klingenbergstraße 26
D-32758 Detmold
Germany
Fon: +49 5231 14-0
Fax: +49 5231 14-292083
www.weidmueller.com

Drawings



MASSE OHNE TOLERANZ SIND KEINE PRUEFMASSE
DIMS. WITHOUT TOLERANCE ARE NOT CONTROL DIMS.

DIE DEUTSCHE VERSION IST VERBINDLICH
THE GERMAN VERSION IS BINDING

ALLGEMEINGUELTIGE KUNDENZEICHNUNG, AKTUELLER STAND NUR AUF ANFRAGE
GENERAL CUSTOMER DRAWING, TOPICAL VERSION ONLY IF REQUIRED

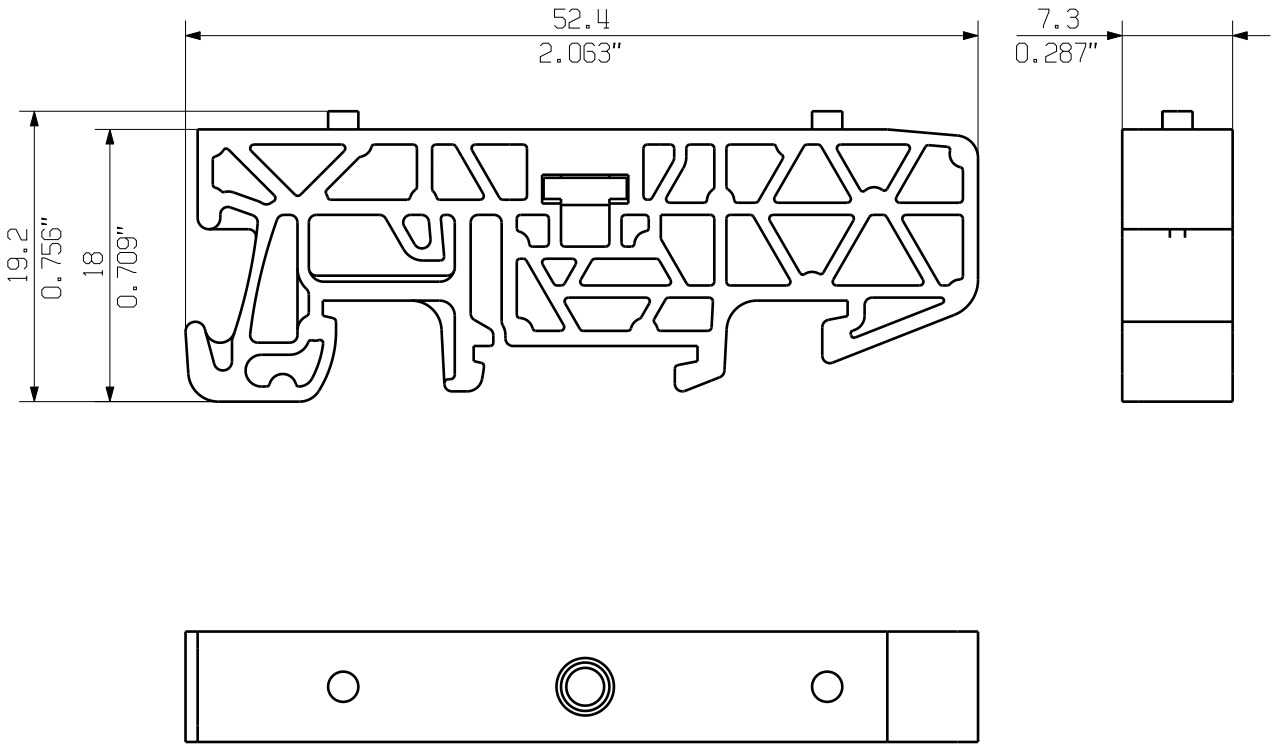

M 1/1

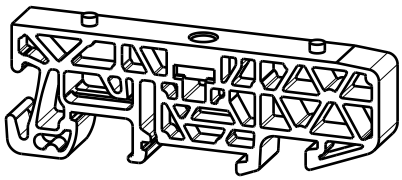

WEITERGABE SOWIE VERVIELFAELTIGUNG DIESES DOKUMENTS, VERWERTUNG UND MITTEILUNG SEINES INHALTS SIND VERBOTEN, SOWEIT NICHT AUSDRUECKLICH GESTATTET.
ZUWIDERHANDLUNGEN VERPFLICHTEN ZU SCHADENERSATZ. ALLE RECHTE FUER DEN FALL DER PATENT-, GEBRAUCHSMUSTER- ODER GESCHMACKSMUSTEREINTRAGUNG VORBEHALTEN.
THE REPRODUCTION, DISTRIBUTION AND UTILIZATION OF THIS DOCUMENT AS WELL AS THE COMMUNICATION OF ITS CONTENTS TO OTHERS WITHOUT EXPLICID AUTHORIZATION IS PROHIBITED.
OFFENDERS WILL BE HELD LIABLE FOR THE PAYMENT OF DAMAGES. WEIDMUELLER EXCLUSIVELY RESERVES THE RIGHT TO FILE FOR PATENTS, UTILITY MODELS OR DESIGNS.
© WEIDMUELLER INTERFACE GmbH & Co.KG

GENERAL TOLERANCE:
DIN ISO 2768-mK

RoHS COMPLIANT

MAX. NRN./NOS.

84373/5
29.09.15
GUETZLAFF_T
01
MODIFICATION

CAT.NO.: 1937600000

Weidmüller

4 42839 02
DRAWING NO. ISSUE NO.

SHEET 01 OF 01 SHEETS

	DATE	NAME
DRAWN	24.02.2006	NEUMANN_G
RESPONSIBLE		KRUG_M
CHECKED	02.10.2015	LANG_T
APPROVED		LANG_T

SCALE: 2/1

SUPERSEDES: .

BV/SV 7.62HP MOFU GR

MONTAGEFUSS
SNAP ON FOOT

PRODUCT FILE: SV/BV 7.62 HP 7340