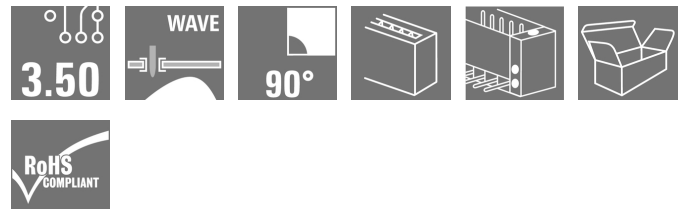



OMNIMATE Signal - series BL/SL 3.50 SL 3.50/15/90F 3.2SN OR BX

Weidmüller Interface GmbH & Co. KG
Klingenbergstraße 26
D-32758 Detmold
Germany
Fon: +49 5231 14-0
Fax: +49 5231 14-292083
www.weidmueller.com

Product image



Similar to illustration

Pin headers for wave soldering in 3.50 mm pitch

- Plugging direction is parallel (90°), straight 180° or angled (135°) to the PCB
- Housing variant: screw flange (F)
- Packed in a cardboard box (BX)
- Pin header can be coded

General ordering data

Type	SL 3.50/15/90F 3.2SN OR BX
Order No.	1607170000
Version	PCB plug-in connector, male header, Flange, THT solder connection, 3.50 mm, Number of poles: 15, 90°, Solder pin length (l): 3.2 mm, tinned, orange, Box
GTIN (EAN)	4008190022563
Qty.	50 pc(s).
Product data	IEC: / 17 A UL: 300 V / 10 A
Packaging	Box

Creation date May 3, 2020 9:59:04 PM CEST

**OMNIMATE Signal - series BL/SL 3.50
SL 3.50/15/90F 3.2SN OR BX**

Weidmüller Interface GmbH & Co. KG
Klingenbergstraße 26
D-32758 Detmold
Germany
Fon: +49 5231 14-0
Fax: +49 5231 14-292083
www.weidmueller.com

Technical data
Dimensions and weights

Width	59.5 mm	Width (inches)	2.343 inch
Height	10.7 mm	Height (inches)	0.421 inch
Height of lowest version	7.5 mm	Depth	11.1 mm
Depth (inches)	0.437 inch	Net weight	5 g

System specifications

Product family	OMNIMATE Signal - series BL/SL 3.50		
Type of connection	Board connection		
Mounting onto the PCB	THT solder connection		
Pitch in mm (P)	3.5 mm		
Pitch in inches (P)	0.138 inch		
Outgoing elbow	90°		
Number of poles	15		
Number of solder pins per pole	1		
Solder pin length (l)	3.2 mm		
Solder pin length tolerance	+0.1 / -0.3 mm		
Tolerance of solder pin position	± 0.20 mm		
Solder pin dimensions	d = 1.2 mm, Octagonal		
Solder pin dimensions = d tolerance	0 / -0,03 mm		
Solder eyelet hole diameter (D)	1.4 mm		
Solder eyelet hole diameter tolerance (D)	+ 0,1 mm		
L1 in mm	49 mm		
L1 in inches	1.929 inch		
Number of rows	1		
Pin series quantity	1		
Touch-safe protection acc. to DIN VDE 57 106	Safe from back-of-hand touch		
Touch-safe protection acc. to DIN VDE 0470	IP 10		
Volume resistance	6.00 mΩ		
Can be coded	Yes		
Plugging cycles	25		
Plugging force/pole, max.	10 N		
Pulling force/pole, max.	10 N		
Tightening torque	Torque type	PCB, Screw flange	
	Usage information	Tightening torque	min. 0.1 Nm
			max. 0.15 Nm
		Recommended screw	Part number PTSC KA 2.2X4.5 WN1412

**OMNIMATE Signal - series BL/SL 3.50
SL 3.50/15/90F 3.2SN OR BX**

Weidmüller Interface GmbH & Co. KG
 Klingenbergstraße 26
 D-32758 Detmold
 Germany
 Fon: +49 5231 14-0
 Fax: +49 5231 14-292083
 www.weidmueller.com


Technical data**Material data**

Insulating material	PBT	Colour	orange
Colour chart (similar)	RAL 2000	Insulating material group	IIIa
Comparative Tracking Index (CTI)	≥ 200	Insulation strength	≥ 10 ⁸ Ω
UL 94 flammability rating	V-0	GWFI	960 °C
Contact base material	CuSn	Contact material	CuSn
Contact surface	tinned	Layer structure of solder connection	2-4 µm Ni / 5-8 µm Sn glossy
Layer structure of plug contact	2-4 undefined Ni / 5-8 undefined Sn glossy	Storage temperature, min.	-25 °C
Storage temperature, max.	50 °C	Max. relative humidity during storage	70 %
Operating temperature, min.	-50 °C	Operating temperature, max.	100 °C
Temperature range, installation, min.	-30 °C	Temperature range, installation, max.	100 °C


Rated data acc. to IEC

tested acc. to standard	IEC 60664-1, IEC 61984	Rated current, min. number of poles (Tu=20°C)	17 A
Rated current, max. number of poles (Tu=20°C)	12 A	Rated current, min. number of poles (Tu=40°C)	14.5 A
Rated current, max. number of poles (Tu=40°C)	10 A		

Rated data acc. to CSA

Institute (CSA)		Certificate No. (CSA)	154685-1318353
Rated voltage (Use group B / CSA)	300 V	Rated voltage (Use group D / CSA)	300 V
Rated current (Use group B / CSA)	10 A	Rated current (Use group D / CSA)	10 A
Reference to approval values	Specifications are maximum values, details - see approval certificate.		

Rated data acc. to UL 1059

Institute (UR)		Certificate No. (UR)	E60693
Rated voltage (Use group B / UL 1059)	300 V	Rated voltage (Use group D / UL 1059)	300 V
Rated current (Use group B / UL 1059)	10 A	Rated current (Use group D / UL 1059)	10 A
Reference to approval values	Specifications are maximum values, details - see approval certificate.		

Packing

Packaging	Box	VPE length	42 mm
VPE width	70 mm	VPE height	170 mm

Data sheet

OMNIMATE Signal - series BL/SL 3.50 SL 3.50/15/90F 3.2SN OR BX

Weidmüller Interface GmbH & Co. KG
Klingenbergstraße 26
D-32758 Detmold
Germany
Fon: +49 5231 14-0
Fax: +49 5231 14-292083
www.weidmueller.com

Technical data

Classifications

ETIM 6.0	EC002637	ETIM 7.0	EC002637
eClass 9.0	27-44-04-02	eClass 9.1	27-44-04-02
eClass 10.0	27-44-04-02	UNSPSC	30-21-18-10

Notes

Notes	<ul style="list-style-type: none"> • Additional colours on request • Gold-plated contact surfaces on request • Rated current related to rated cross-section & min. No. of poles. • P on drawing = pitch • Rated data refer only to the component itself. Clearance and creepage distances to other components are to be designed in accordance with the relevant application standards. • For additional mechanical support for male connectors with screw flange (...F), we recommend an additional cable gland with fastening screws (sheet metal screw ISO 1481-ST 2.2x4.5 C or ISO 7049-ST 2.2x4.5 C – see Accessories). Cable gland only permitted before soldering.
IPC conformity	Conformity: The products are developed, manufactured and delivered according international recognized standards and norms and comply with the assured properties in the data sheet resp. fulfill decorative properties in accordance with IPC-A-610 "Class 2". Further claims on the products can be evaluated on request.

Approvals

Approvals



ROHS Conform

Downloads

Approval/Certificate/Document of Conformity	Declaration of the Manufacturer
Brochure/Catalogue	FL DRIVES EN MB DEVICE MANUF. EN FL DRIVES DE CAT 2 PORTFOLIOWGUIDE EN FL BUILDING SAFETY EN FL APPL LED LIGHTING EN FLIndustr.CONTROLS EN FL MACHINE SAFETY EN FL HEATING ELECTR EN FL APPL INVERTER EN FL_BASE_STATION_EN FL ELEVATOR EN FL POWER SUPPLY EN FL 72H SAMPLE SER EN PO OMNIMATE EN
Engineering Data	SL.zip STEP

Creation date May 3, 2020 9:59:04 PM CEST

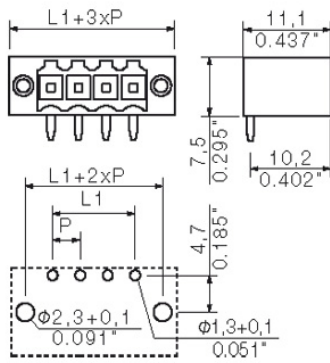
Catalogue status 17.04.2020 / We reserve the right to make technical changes.

**OMNIMATE Signal - series BL/SL 3.50
SL 3.50/15/90F 3.2SN OR BX**

Weidmüller Interface GmbH & Co. KG
Klingenbergstraße 26
D-32758 Detmold
Germany
Fon: +49 5231 14-0
Fax: +49 5231 14-292083
www.weidmueller.com

Drawings

Dimensional drawing



**OMNIMATE Signal - series BL/SL 3.50
SL 3.50/15/90F 3.2SN OR BX**

Weidmüller Interface GmbH & Co. KG
Klingenbergstraße 26
D-32758 Detmold
Germany
Fon: +49 5231 14-0
Fax: +49 5231 14-292083
www.weidmueller.com

Mating connector (conditionally pluggable)
BL 3.50/180LH


Female connectors with clamping yoke screw system for connecting conductors at 3.50 mm pitch. They provide space for labelling and can be coded.

General ordering data

Type	BL 3.50/15/180LH SN BK ...	Version	Product data	Packaging
Order No.	1688010000	PCB plug-in connector, female plug, 3.50 mm, Number of poles: 15,	IEC: 320 V / 17 A / 0.2 - 1.5 mm ²	Box
GTIN (EAN)	4008190853563	180°, Clamping yoke connection, Clamping range, max. : 1.5 mm ² ,	UL: 300 V / 10 A / AWG 28 - AWG 14	
Qty.	50 pc(s).	Box		
Type	BL 3.50/15/180LH SN OR ...	Version	Product data	Packaging
Order No.	1687780000	PCB plug-in connector, female plug, 3.50 mm, Number of poles: 15,	IEC: 320 V / 17 A / 0.2 - 1.5 mm ²	Box
GTIN (EAN)	4008190853334	180°, Clamping yoke connection, Clamping range, max. : 1.5 mm ² ,	UL: 300 V / 10 A / AWG 28 - AWG 14	
Qty.	30 pc(s).	Box		

BL 3.50/90


Female connectors with clamping yoke screw system for connecting conductors at 3.50 mm pitch. They provide space for labelling and can be coded.

General ordering data

Type	BL 3.50/15/90 SN BK BX	Version	Product data	Packaging
Order No.	1638910000	PCB plug-in connector, female plug, 3.50 mm, Number of poles: 15,	IEC: 320 V / 12 A / 0.2 - 1.5 mm ²	Box
GTIN (EAN)	4008190276454	90°, Clamping yoke connection, Clamping range, max. : 1.5 mm ² , Box	UL: 300 V / 8 A / AWG 28 - AWG 14	
Qty.	50 pc(s).			
Type	BL 3.50/15/90 SN OR BX	Version	Product data	Packaging
Order No.	1638680000	PCB plug-in connector, female plug, 3.50 mm, Number of poles: 15,	IEC: 320 V / 12 A / 0.2 - 1.5 mm ²	Box
GTIN (EAN)	4008190276225	90°, Clamping yoke connection, Clamping range, max. : 1.5 mm ² , Box	UL: 300 V / 8 A / AWG 28 - AWG 14	
Qty.	30 pc(s).			

**OMNIMATE Signal - series BL/SL 3.50
SL 3.50/15/90F 3.2SN OR BX**

Weidmüller Interface GmbH & Co. KG
Klingenbergstraße 26
D-32758 Detmold
Germany
Fon: +49 5231 14-0
Fax: +49 5231 14-292083
www.weidmueller.com

Mating connector (conditionally pluggable)
BL 3.50/270


Female connectors with clamping yoke screw system for connecting conductors at 3.50 mm pitch. They provide space for labelling and can be coded.

General ordering data

Type	BL 3.50/15/270 SN OR BX	Version	Product data	Packaging
Order No.	163960000	PCB plug-in connector, female plug, 3.50 mm, Number of poles: 15,	IEC: 320 V / 12 A / 0.2 - 1.5 mm ²	Box
GTIN (EAN)	4008190277154	270°, Clamping yoke connection, Clamping range, max. : 1.5 mm ² ,	UL: 300 V / 8 A / AWG 28 - AWG 14	
Qty.	30 pc(s).	Box		
Type	BL 3.50/15/270 SN BK BX	Version	Product data	Packaging
Order No.	163983000	PCB plug-in connector, female plug, 3.50 mm, Number of poles: 15,	IEC: 320 V / 12 A / 0.2 - 1.5 mm ²	Box
GTIN (EAN)	4008190277383	270°, Clamping yoke connection, Clamping range, max. : 1.5 mm ² ,	UL: 300 V / 8 A / AWG 28 - AWG 14	
Qty.	30 pc(s).	Box		

BL 3.50/180


Female connectors with clamping yoke screw system for connecting conductors at 3.50 mm pitch. They provide space for labelling and can be coded.

General ordering data

Type	BL 3.50/15/180 SN OR BX	Version	Product data	Packaging
Order No.	159749000	PCB plug-in connector, female plug, 3.50 mm, Number of poles: 15,	IEC: 320 V / 17 A / 0.2 - 1.5 mm ²	Box
GTIN (EAN)	4008190066109	180°, Clamping yoke connection, Clamping range, max. : 1.5 mm ² ,	UL: 300 V / 10 A / AWG 28 - AWG 14	
Qty.	30 pc(s).	Box		
Type	BL 3.50/15/180 SN BK BX	Version	Product data	Packaging
Order No.	161576000	PCB plug-in connector, female plug, 3.50 mm, Number of poles: 15,	IEC: 320 V / 17 A / 0.2 - 1.5 mm ²	Box
GTIN (EAN)	4008190061098	180°, Clamping yoke connection, Clamping range, max. : 1.5 mm ² ,	UL: 300 V / 10 A / AWG 28 - AWG 14	
Qty.	30 pc(s).	Box		
Type	BL 3.50/15/180 SN DKG... ..	Version	Product data	Packaging
Order No.	160662000	PCB plug-in connector, female plug, 3.50 mm, Number of poles: 15,	IEC: 320 V / 17 A / 0.2 - 1.5 mm ²	Box
GTIN (EAN)	4008190135546	180°, Clamping yoke connection, Clamping range, max. : 1.5 mm ² ,	UL: 300 V / 10 A / AWG 28 - AWG 14	
Qty.	50 pc(s).	Box		
Type	BL 3.50/15/180 SN GY BX	Version	Product data	Packaging
Order No.	162058000	PCB plug-in connector, female plug, 3.50 mm, Number of poles: 15,	IEC: 320 V / 17 A / 0.2 - 1.5 mm ²	Box
GTIN (EAN)	4008190159542	180°, Clamping yoke connection, Clamping range, max. : 1.5 mm ² ,	UL: 300 V / 10 A / AWG 28 - AWG 14	
Qty.	50 pc(s).	Box		

**OMNIMATE Signal - series BL/SL 3.50
SL 3.50/15/90F 3.2SN OR BX**

Weidmüller Interface GmbH & Co. KG
Klingenbergstraße 26
D-32758 Detmold
Germany
Fon: +49 5231 14-0
Fax: +49 5231 14-292083
www.weidmueller.com

Mating connector (fully pluggable)
BL 3.50/180F


Female connectors with clamping yoke screw system for connecting conductors at 3.50 mm pitch. They provide space for labelling and can be coded.

General ordering data

Type	BL 3.50/15/180F SN BK BX	Version	Product data	Packaging
Order No.	1615910000	PCB plug-in connector, female plug, 3.50 mm, Number of poles: 15,	IEC: 320 V / 17 A / 0.2 - 1.5 mm ²	Box
GTIN (EAN)	4008190064112	180°, Clamping yoke connection, Clamping range, max. : 1.5 mm ² ,	UL: 300 V / 10 A / AWG 28 - AWG 14	
Qty.	30 pc(s).	Box		
Type	BL 3.50/15/180F SN GY BX	Version	Product data	Packaging
Order No.	1621050000	PCB plug-in connector, female plug, 3.50 mm, Number of poles: 15,	IEC: 320 V / 17 A / 0.2 - 1.5 mm ²	Box
GTIN (EAN)	4008190168001	180°, Clamping yoke connection, Clamping range, max. : 1.5 mm ² ,	UL: 300 V / 10 A / AWG 28 - AWG 14	
Qty.	50 pc(s).	Box		
Type	BL 3.50/15/180F SN OR BX	Version	Product data	Packaging
Order No.	1606770000	PCB plug-in connector, female plug, 3.50 mm, Number of poles: 15,	IEC: 320 V / 17 A / 0.2 - 1.5 mm ²	Box
GTIN (EAN)	4008190126209	180°, Clamping yoke connection, Clamping range, max. : 1.5 mm ² ,	UL: 300 V / 10 A / AWG 28 - AWG 14	
Qty.	30 pc(s).	Box		
Type	BL 3.50/15/180F SN DKGN ...	Version	Product data	Packaging
Order No.	1621260000	PCB plug-in connector, female plug, 3.50 mm, Number of poles: 15,	IEC: 320 V / 17 A / 0.2 - 1.5 mm ²	Box
GTIN (EAN)	4008190170363	180°, Clamping yoke connection, Clamping range, max. : 1.5 mm ² ,	UL: 300 V / 10 A / AWG 28 - AWG 14	
Qty.	50 pc(s).	Box		

BLF 3.50/180LH


Connect efficiently - in a small space: female header with spring connection (PUSH IN) as a plug-in connection level; used together with male headers in 3.50 mm pitch.

General ordering data

Type	BLF 3.50/15/180LH SN OR ...	Version	Product data	Packaging
Order No.	2460080000	PCB plug-in connector, female plug, 3.50 mm, Number of poles: 15,	IEC: 320 V / 17.5 A / 0.14 - 1.5 mm ²	Box
GTIN (EAN)	4050118475494	180°, PUSH IN, Spring connection, Clamping range, max. : 1.5 mm ² ,	UL: 300 V / AWG 26 - AWG 16	
Qty.	30 pc(s).	Box		
Type	BLF 3.50/15/180LH SN BK ...	Version	Product data	Packaging
Order No.	2538140000	PCB plug-in connector, female plug, 3.50 mm, Number of poles: 15,	IEC: 320 V / 17.5 A / 0.14 - 1.5 mm ²	Box
GTIN (EAN)	4050118549867	180°, PUSH IN, Spring connection, Clamping range, max. : 1.5 mm ² ,	UL: 300 V / AWG 26 - AWG 16	
Qty.	30 pc(s).	Box		

**OMNIMATE Signal - series BL/SL 3.50
SL 3.50/15/90F 3.2SN OR BX**

Weidmüller Interface GmbH & Co. KG
Klingenbergstraße 26
D-32758 Detmold
Germany
Fon: +49 5231 14-0
Fax: +49 5231 14-292083
www.weidmueller.com

Mating connector (fully pluggable)
BL 3.50/90F


Female connectors with clamping yoke screw system for connecting conductors at 3.50 mm pitch. They provide space for labelling and can be coded.

General ordering data

Type	BL 3.50/15/90F SN BK BX	Version	Product data	Packaging
Order No.	1639370000	PCB plug-in connector, female plug, 3.50 mm, Number of poles: 15,	IEC: 320 V / 12 A / 0.2 - 1.5 mm ²	Box
GTIN (EAN)	4008190276911	90°, Clamping yoke connection, Clamping range, max. : 1.5 mm ² , Box	UL: 300 V / 8 A / AWG 28 - AWG 14	
Qty.	30 pc(s).			
Type	BL 3.50/15/90F SN OR BX	Version	Product data	Packaging
Order No.	1639140000	PCB plug-in connector, female plug, 3.50 mm, Number of poles: 15,	IEC: 320 V / 12 A / 0.2 - 1.5 mm ²	Box
GTIN (EAN)	4008190276683	90°, Clamping yoke connection, Clamping range, max. : 1.5 mm ² , Box	UL: 300 V / 8 A / AWG 28 - AWG 14	
Qty.	30 pc(s).			

BL 3.50/270F


Female connectors with clamping yoke screw system for connecting conductors at 3.50 mm pitch. They provide space for labelling and can be coded.

General ordering data

Type	BL 3.50/15/270F SN OR BX	Version	Product data	Packaging
Order No.	1640060000	PCB plug-in connector, female plug, 3.50 mm, Number of poles: 15,	IEC: 320 V / 12 A / 0.2 - 1.5 mm ²	Box
GTIN (EAN)	4008190277611	270°, Clamping yoke connection, Clamping range, max. : 1.5 mm ² ,	UL: 300 V / 8 A / AWG 28 - AWG 14	
Qty.	30 pc(s).	Box		
Type	BL 3.50/15/270F SN BK BX	Version	Product data	Packaging
Order No.	1640290000	PCB plug-in connector, female plug, 3.50 mm, Number of poles: 15,	IEC: 320 V / 12 A / 0.2 - 1.5 mm ²	Box
GTIN (EAN)	4008190277871	270°, Clamping yoke connection, Clamping range, max. : 1.5 mm ² ,	UL: 300 V / 8 A / AWG 28 - AWG 14	
Qty.	50 pc(s).	Box		

**OMNIMATE Signal - series BL/SL 3.50
SL 3.50/15/90F 3.2SN OR BX**

Weidmüller Interface GmbH & Co. KG
 Klingenbergstraße 26
 D-32758 Detmold
 Germany
 Fon: +49 5231 14-0
 Fax: +49 5231 14-292083
 www.weidmueller.com

Mating connector (fully pluggable)
BLF 3.50/180F


Connect efficiently - in a small space: female header with spring connection (PUSH IN) as a plug-in connection level; used together with male headers in 3.50 mm pitch.

General ordering data

Type	BLF 3.50/15/180F SN OR ...	Version	Product data	Packaging
Order No.	2459520000	PCB plug-in connector, female plug, 3.50 mm, Number of poles: 15,	IEC: 320 V / 17.5 A / 0.14 - 1.5 mm ²	Box
GTIN (EAN)	4050118474930	180°, PUSH IN, Spring connection, Clamping range, max.: 1.5 mm ² ,	UL: 300 V / AWG 26 - AWG 16	
Qty.	30 pc(s).	Box		
Type	BLF 3.50/15/180F SN BK ...	Version	Product data	Packaging
Order No.	2537960000	PCB plug-in connector, female plug, 3.50 mm, Number of poles: 15,	IEC: 320 V / 17.5 A / 0.14 - 1.5 mm ²	Box
GTIN (EAN)	4050118549713	180°, PUSH IN, Spring connection, Clamping range, max.: 1.5 mm ² ,	UL: 300 V / AWG 26 - AWG 16	
Qty.	30 pc(s).	Box		

**OMNIMATE Signal - series BL/SL 3.50
SL 3.50/15/90F 3.2SN OR BX**

Weidmüller Interface GmbH & Co. KG
Klingenbergstraße 26
D-32758 Detmold
Germany
Fon: +49 5231 14-0
Fax: +49 5231 14-292083
www.weidmueller.com

Accessories**LED Light guides****Effective: the link between LED and front panel.**

Floodlight indicators allow users to monitor the switching states without requiring a special design: optical plastic directs the light from standard LEDs around a bend into the connectors or through the front plate.

The fibre-optic elements are simply clipped behind the relevant 90° bend male connectors (90° outlet direction). Versions with different incoming light beam heights achieve maximum light efficiency for LEDs with different designs or heights.

The advantages compared to conventional solutions:

- No additional LED circuit board required behind the front panel
- No "long-legged" LEDs with separate mounting required
- Bent fibre-optic cable line for maximum light efficiency
- Uncomplicated front plate bore holes due to circular shape of outgoing light beam
- Easy to maintain correct clearance and creepage distance
- Can be partitioned for smaller pole numbers

The result: simplified manufacturing process, reduced costs and simplified design

General ordering data

Type	SL 3.5 FLA 4.0/1.75/8	Version	Product data	Packaging
Order No.	1597650000	PCB plug-in connector, Accessories, Flood-light display, Transparent,		Box
GTIN (EAN)	4008190027773	Number of poles: 1		
Qty.	50 pc(s).			
Type	SL 3.5 FLA 2.3/1.75/8	Version	Product data	Packaging
Order No.	1597640000	PCB plug-in connector, Accessories, Flood-light display, Transparent,		Box
GTIN (EAN)	4008190011321	Number of poles: 1		
Qty.	25 pc(s).			
Type	SL 3.5 FLA 1.5/8	Version	Product data	Packaging
Order No.	1597510000	PCB plug-in connector, Accessories, Flood-light display, Transparent,		Box
GTIN (EAN)	4008190127541	Number of poles: 1		
Qty.	50 pc(s).			
Type	SL 3.5 FLA 2.3/8	Version	Product data	Packaging
Order No.	1597520000	PCB plug-in connector, Accessories, Flood-light display, Transparent,		Box
GTIN (EAN)	4008190120566	Number of poles: 1		
Qty.	50 pc(s).			
Type	SL 3.5 FLA 4.0/8	Version	Product data	Packaging
Order No.	1597530000	PCB plug-in connector, Accessories, Flood-light display, Transparent,		Box
GTIN (EAN)	4008190075699	Number of poles: 1		
Qty.	50 pc(s).			
Type	SL 3.5 FLA 1.5/1.75/8	Version	Product data	Packaging
Order No.	1597630000	PCB plug-in connector, Accessories, Flood-light display, Transparent,		Box
GTIN (EAN)	4008190148386	Number of poles: 1		
Qty.	50 pc(s).			

OMNIMATE Signal - series BL/SL 3.50 SL 3.50/15/90F 3.2SN OR BX

Weidmüller Interface GmbH & Co. KG
 Klingenbergstraße 26
 D-32758 Detmold
 Germany
 Fon: +49 5231 14-0
 Fax: +49 5231 14-292083
 www.weidmueller.com

Accessories

Coding elements



Only connects what is supposed to be connected: the right connection at the right place.

Coding elements and locking devices clearly assign connecting elements during the manufacturing process and operation

The coding elements and locking devices are inserted prior to assembly or during the cable assembly phase. The Weidmüller alternative: configure online using the variant configurator to precode prior to delivery.

Incorrect assembly on the circuit board and incorrect plugging of connecting elements is no longer possible. The advantage: no troubleshooting during manufacture and no operational errors by the user.

General ordering data

Type	BL SL 3.5 KO OR	Version	Product data	Packaging
Order No.	1693430000	PCB plug-in connector, Accessories, Coding element, orange, Number		Box
GTIN (EAN)	4008190867447	of poles: 1		
Qty.	100 pc(s).			
Type	BL SL 3.5 KO SW	Version	Product data	Packaging
Order No.	1610100000	PCB plug-in connector, Accessories, Coding element, black, Number		Box
GTIN (EAN)	4008190187637	of poles: 1		
Qty.	100 pc(s).			

Additional accessories



No task is too small when creating the perfect solution. br />

Connections form just one part of the overall process. Small details are often the key to the perfect solution in applications where potentials are tested, grouped or even isolated.

A system is not a system without small but useful details:

- Test plugs - ensure reliable pick-up from diagnostic sockets
- Cross-connectors - ensure a stable electrical distribution contact directly at the connection
- Compartment partition elements - divide a large number of male connectors into several separate socket connector channels
- Locks and clips - optional vibration-resistant clip-on connection or mounting for male and female connectors

In tandem with the manufacturing process and application - more accessories = smaller workload

General ordering data

Type	BL/SL 3.50 VR OR BX	Version	Product data
Order No.	1669310000	PCB plug-in connector, Accessories, Latches, orange, Number of poles:	
GTIN (EAN)	4008190428488	1	
Qty.	100 pc(s).		

Data sheet

OMNIMATE Signal - series BL/SL 3.50 SL 3.50/15/90F 3.2SN OR BX

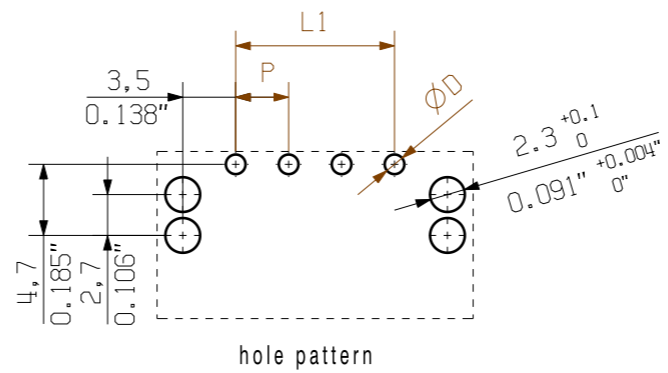
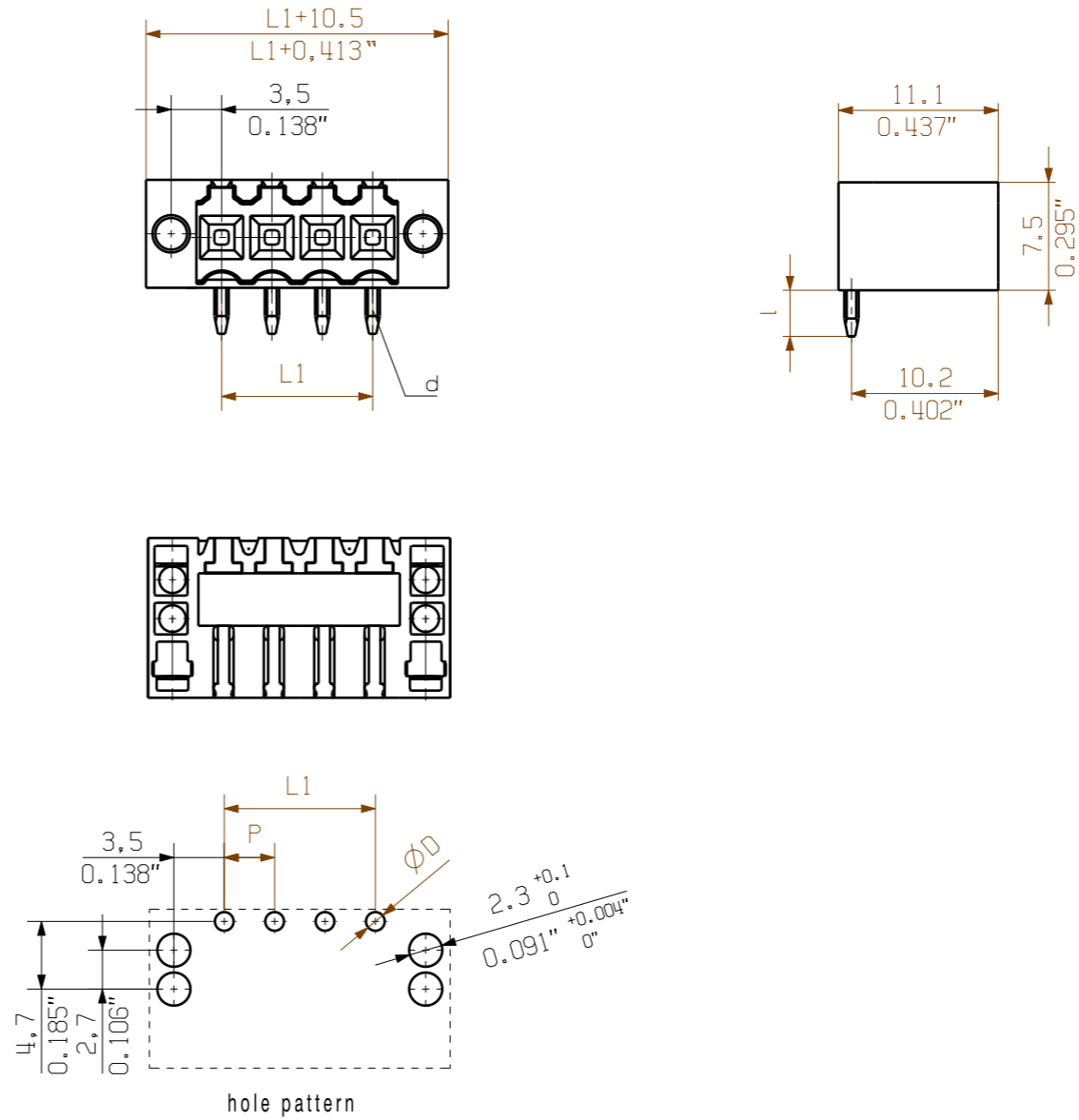
Weidmüller Interface GmbH & Co. KG
 Klingenbergstraße 26
 D-32758 Detmold
 Germany
 Fon: +49 5231 14-0
 Fax: +49 5231 14-292083
 www.weidmueller.com

Accessories

Type	PTSC KA 2.2X4.5 WN1412	Version	Product data
Order No.	1610740000	PCB plug-in connector, Accessories, Mounting screw, Number of	
GTIN (EAN)	4008190039523	poles: 1	
Qty.	100 pc(s).		
Type	BL/SL 3.50 VR BK BX	Version	Product data
Order No.	1669300000	PCB plug-in connector, Accessories, Latches, black, Number of poles:	
GTIN (EAN)	4008190428471	1	
Qty.	100 pc(s).		

The reproduction, distribution and utilization of this document as well as the communication of its contents to others without explicit authorization is prohibited. Offenders will be held liable for the payment of damages. Weidmüller exclusively reserves the right to file for patents, utility models or designs.

© Weidmüller Interface GmbH & Co. KG



P = 3.50 Raster Pitch
 D = Ø1,3^{+0.1}
 Ø0.051" ^{+0.1}
 d = 1,2mm oktagonale
 0.047" octagonal

1,5	0,1 -0,3
3,2	0,1 -0,3
4,5	0,1 -0,3
pin length l / Stiftlänge l	tolerance / Toleranz

24	80.5	+/-0.2
23	77.0	
22	73.5	
21	70.0	
20	66.5	
19	63.0	
18	59.5	
17	56.0	
16	52.5	
15	49.0	
14	45.5	
13	42.0	
12	38.5	+/-0.15
11	35.0	
10	31.5	
9	28.0	
8	24.5	
7	21.0	
6	17.5	+/-0.1
5	14.0	
4	10.5	
3	7.0	
2	3.5	
n Polzahl/ no of poles	L1	Toleranz/ tolerance L1

shown : SL 3.50/04/90F

For the mounting of PCBs, it should be noted that the rated data given in the catalogue relates only to the connection elements. The necessary creepage and clearance paths must be observed in connection with the respective applicant in accordance to VDE 0110. The current-carrying capacity and pitch tolerance is to be determined according to DIN IEC 326 part 3 very fine.

Weidmüller connectors are tested to the DIN VDE 0627 standard, and are valid for its field of application. Provided that the connectors are used to the intended purpose, all requirements with respect to the occurring of electrical, mechanical, thermic and corrosive stress will be satisfied.

General tolerance: DIN ISO 2768-mK		96310/5 06.07.17 HELIS_MA 00		Cat.no.: .	
		Modification			
		Drawn	Date		
Scale: 5/1		Responsible	21.08.2008	HELIS_MA	3 19670 48 Drawing no. Issue no. Sheet 03 of 03 sheets
Supersedes: .		Checked	20.09.2017	HERTEL_S	
		Approved		LANG_T	
				SL 3.50/.. /90... STIFTLASTE MALE HEADER	
				Product file: SL 3.50 7296	

Recommended wave soldering profiles

Weidmüller Interface GmbH & Co. KG
 Klängenbergstraße 16
 D-32758 Detmold
 Germany
 Fon: +49 5231 14-0
 Fax: +49 5231 14-292083
 www.weidmueller.com

Single Wave:



Double Wave:



Wave soldering profiles

Wired connection elements should be processed in accordance with the DIN EN 61760-1 standard. We have included two recommendations for practical wave soldering profiles, with which Weidmüller PCB terminals and connectors are qualified.

When choosing a suitable profile for your application, the following factors also need to be considered:

- PCB thickness
- Proportion of Cu in the layers
- Single/double-sided assembly
- Product range
- Heating and cooling rates

The single and double wave profiles each indicate the recommended operating range, including the maximum soldering temperature of 260°C. In practice, the maximum soldering temperature is quite often well below the above maximum profile.