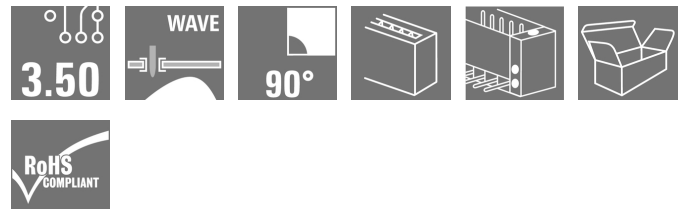



OMNIMATE Signal - series BL/SL 3.50 SL 3.50/03/90F 3.2SN OR BX

Weidmüller Interface GmbH & Co. KG
Klingenbergstraße 26
D-32758 Detmold
Germany
Fon: +49 5231 14-0
Fax: +49 5231 14-292083
www.weidmueller.com

Product image



Similar to illustration

Pin headers for wave soldering in 3.50 mm pitch

- Plugging direction is parallel (90°), straight 180° or angled (135°) to the PCB
- Housing variant: screw flange (F)
- Packed in a cardboard box (BX)
- Pin header can be coded

General ordering data

Type	SL 3.50/03/90F 3.2SN OR BX
Order No.	1607050000
Version	PCB plug-in connector, male header, Flange, THT solder connection, 3.50 mm, Number of poles: 3, 90°, Solder pin length (l): 3.2 mm, tinned, orange, Box
GTIN (EAN)	4008 190055257
Qty.	100 pc(s).
Product data	IEC: / 17 A UL: 300 V / 10 A
Packaging	Box

Creation date May 3, 2020 10:01:16 PM CEST

**OMNIMATE Signal - series BL/SL 3.50
SL 3.50/03/90F 3.2SN OR BX**

Weidmüller Interface GmbH & Co. KG
Klingenbergstraße 26
D-32758 Detmold
Germany
Fon: +49 5231 14-0
Fax: +49 5231 14-292083
www.weidmueller.com

Technical data
Dimensions and weights

Width	17.5 mm	Width (inches)	0.689 inch
Height	10.7 mm	Height (inches)	0.421 inch
Height of lowest version	7.5 mm	Depth	11.1 mm
Depth (inches)	0.437 inch	Net weight	1.41 g

System specifications

Product family	OMNIMATE Signal - series BL/SL 3.50		
Type of connection	Board connection		
Mounting onto the PCB	THT solder connection		
Pitch in mm (P)	3.5 mm		
Pitch in inches (P)	0.138 inch		
Outgoing elbow	90°		
Number of poles	3		
Number of solder pins per pole	1		
Solder pin length (l)	3.2 mm		
Solder pin length tolerance	+0.1 / -0.3 mm		
Tolerance of solder pin position	± 0.1 mm		
Solder pin dimensions	d = 1.2 mm, Octagonal		
Solder pin dimensions = d tolerance	0 / -0,03 mm		
Solder eyelet hole diameter (D)	1.4 mm		
Solder eyelet hole diameter tolerance (D)	+ 0,1 mm		
L1 in mm	7 mm		
L1 in inches	0.276 inch		
Number of rows	1		
Pin series quantity	1		
Touch-safe protection acc. to DIN VDE 57 106	Safe from back-of-hand touch		
Touch-safe protection acc. to DIN VDE 0470	IP 10		
Volume resistance	6.00 mΩ		
Can be coded	Yes		
Plugging cycles	25		
Plugging force/pole, max.	10 N		
Pulling force/pole, max.	10 N		
Tightening torque	Torque type	PCB, Screw flange	
	Usage information	Tightening torque	min. 0.1 Nm max. 0.15 Nm
		Recommended screw	Part number PTSC KA 2.2X4.5 WN1412

**OMNIMATE Signal - series BL/SL 3.50
SL 3.50/03/90F 3.2SN OR BX**

Weidmüller Interface GmbH & Co. KG
 Klingenbergstraße 26
 D-32758 Detmold
 Germany
 Fon: +49 5231 14-0
 Fax: +49 5231 14-292083
 www.weidmueller.com


Technical data**Material data**

Insulating material	PBT	Colour	orange
Colour chart (similar)	RAL 2000	Insulating material group	IIIa
Comparative Tracking Index (CTI)	≥ 200	Insulation strength	≥ 10 ⁸ Ω
UL 94 flammability rating	V-0	GWFI	960 °C
Contact base material	CuSn	Contact material	CuSn
Contact surface	tinned	Layer structure of solder connection	2-4 µm Ni / 5-8 µm Sn glossy
Layer structure of plug contact	2-4 undefined Ni / 5-8 undefined Sn glossy	Storage temperature, min.	-25 °C
Storage temperature, max.	50 °C	Max. relative humidity during storage	70 %
Operating temperature, min.	-50 °C	Operating temperature, max.	100 °C
Temperature range, installation, min.	-30 °C	Temperature range, installation, max.	100 °C


Rated data acc. to IEC

tested acc. to standard	IEC 60664-1, IEC 61984	Rated current, min. number of poles (Tu=20°C)	17 A
Rated current, max. number of poles (Tu=20°C)	12 A	Rated current, min. number of poles (Tu=40°C)	14.5 A
Rated current, max. number of poles (Tu=40°C)	10 A		

Rated data acc. to CSA

Institute (CSA)		Certificate No. (CSA)	154685-1318353
Rated voltage (Use group B / CSA)	300 V	Rated voltage (Use group D / CSA)	300 V
Rated current (Use group B / CSA)	10 A	Rated current (Use group D / CSA)	10 A
Reference to approval values	Specifications are maximum values, details - see approval certificate.		

Rated data acc. to UL 1059

Institute (UR)		Certificate No. (UR)	E60693
Rated voltage (Use group B / UL 1059)	300 V	Rated voltage (Use group D / UL 1059)	300 V
Rated current (Use group B / UL 1059)	10 A	Rated current (Use group D / UL 1059)	10 A
Reference to approval values	Specifications are maximum values, details - see approval certificate.		

Packing

Packaging	Box	VPE length	39 mm
VPE width	91 mm	VPE height	128 mm

OMNIMATE Signal - series BL/SL 3.50 SL 3.50/03/90F 3.2SN OR BX

Weidmüller Interface GmbH & Co. KG
 Klingenbergstraße 26
 D-32758 Detmold
 Germany
 Fon: +49 5231 14-0
 Fax: +49 5231 14-292083
 www.weidmueller.com

Technical data

Classifications

ETIM 6.0	EC002637	ETIM 7.0	EC002637
eClass 9.0	27-44-04-02	eClass 9.1	27-44-04-02
eClass 10.0	27-44-04-02	UNSPSC	30-21-18-10

Notes

Notes	<ul style="list-style-type: none"> • Additional colours on request • Gold-plated contact surfaces on request • Rated current related to rated cross-section & min. No. of poles. • P on drawing = pitch • Rated data refer only to the component itself. Clearance and creepage distances to other components are to be designed in accordance with the relevant application standards. • For additional mechanical support for male connectors with screw flange (...F), we recommend an additional cable gland with fastening screws (sheet metal screw ISO 1481-ST 2.2x4.5 C or ISO 7049-ST 2.2x4.5 C – see Accessories). Cable gland only permitted before soldering.
IPC conformity	Conformity: The products are developed, manufactured and delivered according international recognized standards and norms and comply with the assured properties in the data sheet resp. fulfill decorative properties in accordance with IPC-A-610 "Class 2". Further claims on the products can be evaluated on request.

Approvals

Approvals



ROHS Conform

Downloads

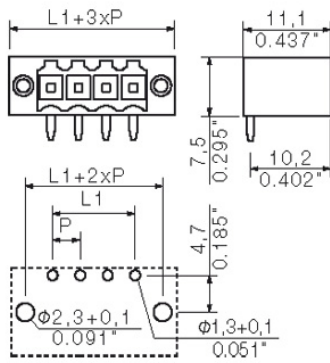
Approval/Certificate/Document of Conformity	Declaration of the Manufacturer
Brochure/Catalogue	FL DRIVES EN MB DEVICE MANUF. EN FL DRIVES DE CAT 2 PORTFOLIOGUIDE EN FL BUILDING SAFETY EN FL APPL LED LIGHTING EN FLIndustr.CONTROLS EN FL MACHINE SAFETY EN FL HEATING ELECTR EN FL APPL INVERTER EN FL_BASE_STATION_EN FL ELEVATOR EN FL POWER SUPPLY EN FL 72H SAMPLE SER EN PO OMNIMATE EN
Engineering Data	SL.zip STEP

**OMNIMATE Signal - series BL/SL 3.50
SL 3.50/03/90F 3.2SN OR BX**

Weidmüller Interface GmbH & Co. KG
 Klingenbergstraße 26
 D-32758 Detmold
 Germany
 Fon: +49 5231 14-0
 Fax: +49 5231 14-292083
 www.weidmueller.com

Drawings

Dimensional drawing



**OMNIMATE Signal - series BL/SL 3.50
SL 3.50/03/90F 3.2SN OR BX**

Weidmüller Interface GmbH & Co. KG
Klingenbergstraße 26
D-32758 Detmold
Germany
Fon: +49 5231 14-0
Fax: +49 5231 14-292083
www.weidmueller.com

Mating connector (conditionally pluggable)
BL 3.50/180LH


Female connectors with clamping yoke screw system for connecting conductors at 3.50 mm pitch. They provide space for labelling and can be coded.

General ordering data

Type	BL 3.50/03/180LH SN OR ...	Version	Product data	Packaging
Order No.	1687660000	PCB plug-in connector, female plug, 3.50 mm, Number of poles: 3,	IEC: 320 V / 17 A / 0.2 - 1.5 mm ²	Box
GTIN (EAN)	4008190853211	180°, Clamping yoke connection, Clamping range, max. : 1.5 mm ² ,	UL: 300 V / 10 A / AWG 28 - AWG 14	
Qty.	102 pc(s).	Box		
Type	BL 3.50/03/180LH SN BK ...	Version	Product data	Packaging
Order No.	1687890000	PCB plug-in connector, female plug, 3.50 mm, Number of poles: 3,	IEC: 320 V / 17 A / 0.2 - 1.5 mm ²	Box
GTIN (EAN)	4008190853440	180°, Clamping yoke connection, Clamping range, max. : 1.5 mm ² ,	UL: 300 V / 10 A / AWG 28 - AWG 14	
Qty.	100 pc(s).	Box		

BL 3.50/90


Female connectors with clamping yoke screw system for connecting conductors at 3.50 mm pitch. They provide space for labelling and can be coded.

General ordering data

Type	BL 3.50/03/90 SN BK BX	Version	Product data	Packaging
Order No.	1638790000	PCB plug-in connector, female plug, 3.50 mm, Number of poles: 3,	IEC: 320 V / 12 A / 0.2 - 1.5 mm ²	Box
GTIN (EAN)	4008190276331	90°, Clamping yoke connection, Clamping range, max. : 1.5 mm ² , Box	UL: 300 V / 8 A / AWG 28 - AWG 14	
Qty.	174 pc(s).			
Type	BL 3.50/03/90 SN OR BX	Version	Product data	Packaging
Order No.	1638560000	PCB plug-in connector, female plug, 3.50 mm, Number of poles: 3,	IEC: 320 V / 12 A / 0.2 - 1.5 mm ²	Box
GTIN (EAN)	4008190276096	90°, Clamping yoke connection, Clamping range, max. : 1.5 mm ² , Box	UL: 300 V / 8 A / AWG 28 - AWG 14	
Qty.	174 pc(s).			

**OMNIMATE Signal - series BL/SL 3.50
SL 3.50/03/90F 3.2SN OR BX**

Weidmüller Interface GmbH & Co. KG
Klingenbergstraße 26
D-32758 Detmold
Germany
Fon: +49 5231 14-0
Fax: +49 5231 14-292083
www.weidmueller.com

Mating connector (conditionally pluggable)
BL 3.50/270


Female connectors with clamping yoke screw system for connecting conductors at 3.50 mm pitch. They provide space for labelling and can be coded.

General ordering data

Type	BL 3.50/03/270 SN OR BX	Version	Product data	Packaging
Order No.	1639480000	PCB plug-in connector, female plug, 3.50 mm, Number of poles: 3,	IEC: 320 V / 12 A / 0.2 - 1.5 mm ²	Box
GTIN (EAN)	4008190277031	270°, Clamping yoke connection, Clamping range, max. : 1.5 mm ² ,	UL: 300 V / 8 A / AWG 28 - AWG 14	
Qty.	174 pc(s).	Box		
Type	BL 3.50/03/270 SN BK BX	Version	Product data	Packaging
Order No.	1639710000	PCB plug-in connector, female plug, 3.50 mm, Number of poles: 3,	IEC: 320 V / 12 A / 0.2 - 1.5 mm ²	Box
GTIN (EAN)	4008190277260	270°, Clamping yoke connection, Clamping range, max. : 1.5 mm ² ,	UL: 300 V / 8 A / AWG 28 - AWG 14	
Qty.	174 pc(s).	Box		

BLIDCB 3.5F BS


Female connectors for fast processing with insulation displacement connectors (IDC) for connecting wires at 3.50 pitch. They provide space for labelling and can be coded.

General ordering data

Type	BLIDCB 3.50/03/-FBS SN ...	Version	Product data	Packaging
Order No.	1836450000	PCB plug-in connector, female plug, 3.50 mm, Number of poles: 3,	IEC: 320 V / 6 A / 0.2 - 0.5 mm ²	Box
GTIN (EAN)	4032248339051	90°/270°, IDC terminal, Clamping range, max. : 0.5 mm ² , Box	UL: 300 V / 7 A / AWG 22 - AWG 20	
Qty.	100 pc(s).			

**OMNIMATE Signal - series BL/SL 3.50
SL 3.50/03/90F 3.2SN OR BX**

Weidmüller Interface GmbH & Co. KG
Klingenbergstraße 26
D-32758 Detmold
Germany
Fon: +49 5231 14-0
Fax: +49 5231 14-292083
www.weidmuller.com

Mating connector (conditionally pluggable)
BLIDC 3.5 SN


Female connectors for fast processing with insulation displacement connectors (IDC) for connecting wires at 3.50 pitch. They provide space for labelling and can be coded.

General ordering data

Type	BLIDC 3.50/03/180 SN OR ...	Version	Product data	Packaging
Order No.	1750800000	PCB plug-in connector, female plug, 3.50 mm, Number of poles: 3,	IEC: 320 V / 6 A / 0.2 - 0.5 mm ²	Box
GTIN (EAN)	4032248146093	90°/270°, IDC terminal, Clamping range, max. : 0.5 mm ² , Box	UL: 300 V / 7 A / AWG 22 - AWG 20	
Qty.	100 pc(s).			

BL 3.50/180


Female connectors with clamping yoke screw system for connecting conductors at 3.50 mm pitch. They provide space for labelling and can be coded.

General ordering data

Type	BL 3.50/03/180 SN BK BX	Version	Product data	Packaging
Order No.	1615680000	PCB plug-in connector, female plug, 3.50 mm, Number of poles: 3,	IEC: 320 V / 17 A / 0.2 - 1.5 mm ²	Box
GTIN (EAN)	4008190058906	180°, Clamping yoke connection, Clamping range, max. : 1.5 mm ² ,	UL: 300 V / 10 A / AWG 28 - AWG 14	
Qty.	174 pc(s).	Box		
Type	BL 3.50/03/180 SN OR BX ...	Version	Product data	Packaging
Order No.	1740631001	PCB plug-in connector, female plug, 3.50 mm, Number of poles: 3,	IEC: 320 V / 17 A / 0.2 - 1.5 mm ²	Box
GTIN (EAN)	4008190961527	180°, Clamping yoke connection, Clamping range, max. : 1.5 mm ² ,	UL: 300 V / 10 A / AWG 28 - AWG 14	
Qty.	174 pc(s).	Box		
Type	BL 3.50/03/180 SN DKGN ...	Version	Product data	Packaging
Order No.	1606530000	PCB plug-in connector, female plug, 3.50 mm, Number of poles: 3,	IEC: 320 V / 17 A / 0.2 - 1.5 mm ²	Box
GTIN (EAN)	4008190009274	180°, Clamping yoke connection, Clamping range, max. : 1.5 mm ² ,	UL: 300 V / 10 A / AWG 28 - AWG 14	
Qty.	174 pc(s).	Box		
Type	BL 3.50/03/180 SN OR BX	Version	Product data	Packaging
Order No.	1597370000	PCB plug-in connector, female plug, 3.50 mm, Number of poles: 3,	IEC: 320 V / 17 A / 0.2 - 1.5 mm ²	Box
GTIN (EAN)	4008190169909	180°, Clamping yoke connection, Clamping range, max. : 1.5 mm ² ,	UL: 300 V / 10 A / AWG 28 - AWG 14	
Qty.	174 pc(s).	Box		
Type	BL 3.50/03/180 SN GY BX	Version	Product data	Packaging
Order No.	1620460000	PCB plug-in connector, female plug, 3.50 mm, Number of poles: 3,	IEC: 320 V / 17 A / 0.2 - 1.5 mm ²	Box
GTIN (EAN)	4008190157159	180°, Clamping yoke connection, Clamping range, max. : 1.5 mm ² ,	UL: 300 V / 10 A / AWG 28 - AWG 14	
Qty.	100 pc(s).	Box		

**OMNIMATE Signal - series BL/SL 3.50
SL 3.50/03/90F 3.2SN OR BX**

Weidmüller Interface GmbH & Co. KG
 Klingenbergstraße 26
 D-32758 Detmold
 Germany
 Fon: +49 5231 14-0
 Fax: +49 5231 14-292083
 www.weidmueller.com

Mating connector (conditionally pluggable)
BLIDCB 3.5


Female connectors for fast processing with insulation displacement connectors (IDC) for connecting wires at 3.50 pitch. They provide space for labelling and can be coded.

General ordering data

Type	BLIDCB 3.50/03/- SN OR ...	Version	Product data	Packaging
Order No.	1751390000	PCB plug-in connector, female plug, 3.50 mm, Number of poles: 3,	IEC: 250 V / 6 A / 0.35 - 0.5 mm ²	Box
GTIN (EAN)	4032248174317	90°/270°, IDC terminal, Clamping range, max. : 0.5 mm ² , Box	UL: 300 V / 7 A / AWG 22 - AWG 20	
Qty.	10 pc(s).			
Type	BLIDCB 3.50/03/- SN BK ...	Version	Product data	Packaging
Order No.	1770680000	PCB plug-in connector, female plug, 3.50 mm, Number of poles: 3,	IEC: 250 V / 6 A / 0.35 - 0.5 mm ²	Box
GTIN (EAN)	4032248174461	90°/270°, IDC terminal, Clamping range, max. : 0.5 mm ² , Box	UL: 300 V / 7 A / AWG 22 - AWG 20	
Qty.	10 pc(s).			

**OMNIMATE Signal - series BL/SL 3.50
SL 3.50/03/90F 3.2SN OR BX**

Weidmüller Interface GmbH & Co. KG
Klingenbergstraße 26
D-32758 Detmold
Germany
Fon: +49 5231 14-0
Fax: +49 5231 14-292083
www.weidmueller.com

Mating connector (fully pluggable)
BLIDCB 3.5F


Female connectors for fast processing with insulation displacement connectors (IDC) for connecting wires at 3.50 pitch. They provide space for labelling and can be coded.

General ordering data

Type	BLIDCB 3.50/03/-F SN OR ...	Version	Product data	Packaging
Order No.	1751460000	PCB plug-in connector, female plug, 3.50 mm, Number of poles: 3,	IEC: 250 V / 6 A / 0.35 - 0.5 mm ²	Box
GTIN (EAN)	4032248174393	90°/270°, IDC terminal, Clamping range, max. : 0.5 mm ² , Box	UL: 300 V / 7 A / AWG 22 - AWG 20	
Qty.	10 pc(s).			
Type	BLIDCB 3.50/03/-F SN BK ...	Version	Product data	Packaging
Order No.	1770750000	PCB plug-in connector, female plug, 3.50 mm, Number of poles: 3,	IEC: 250 V / 6 A / 0.35 - 0.5 mm ²	Box
GTIN (EAN)	4032248174539	90°/270°, IDC terminal, Clamping range, max. : 0.5 mm ² , Box	UL: 300 V / 7 A / AWG 22 - AWG 20	
Qty.	10 pc(s).			

BL 3.50/180F


Female connectors with clamping yoke screw system for connecting conductors at 3.50 mm pitch. They provide space for labelling and can be coded.

General ordering data

Type	BL 3.50/03/180F SN BK BX	Version	Product data	Packaging
Order No.	1615790000	PCB plug-in connector, female plug, 3.50 mm, Number of poles: 3,	IEC: 320 V / 17 A / 0.2 - 1.5 mm ²	Box
GTIN (EAN)	4008190062132	180°, Clamping yoke connection, Clamping range, max. : 1.5 mm ² , Box	UL: 300 V / 10 A / AWG 28 - AWG 14	
Qty.	102 pc(s).			
Type	BL 3.50/03/180F SN OR BX	Version	Product data	Packaging
Order No.	1606650000	PCB plug-in connector, female plug, 3.50 mm, Number of poles: 3,	IEC: 320 V / 17 A / 0.2 - 1.5 mm ²	Box
GTIN (EAN)	4008190123062	180°, Clamping yoke connection, Clamping range, max. : 1.5 mm ² , Box	UL: 300 V / 10 A / AWG 28 - AWG 14	
Qty.	102 pc(s).			
Type	BL 3.50/03/180F SN GY BX	Version	Product data	Packaging
Order No.	1620930000	PCB plug-in connector, female plug, 3.50 mm, Number of poles: 3,	IEC: 320 V / 17 A / 0.2 - 1.5 mm ²	Box
GTIN (EAN)	4008190166434	180°, Clamping yoke connection, Clamping range, max. : 1.5 mm ² , Box	UL: 300 V / 10 A / AWG 28 - AWG 14	
Qty.	100 pc(s).			
Type	BL 3.50/03/180F SN OR B ...	Version	Product data	Packaging
Order No.	1740721001	PCB plug-in connector, female plug, 3.50 mm, Number of poles: 3,	IEC: 320 V / 17 A / 0.2 - 1.5 mm ²	Box
GTIN (EAN)	4008190961718	180°, Clamping yoke connection, Clamping range, max. : 1.5 mm ² , Box	UL: 300 V / 10 A / AWG 28 - AWG 14	
Qty.	102 pc(s).			

OMNIMATE Signal - series BL/SL 3.50 SL 3.50/03/90F 3.2SN OR BX

Weidmüller Interface GmbH & Co. KG
 Klingenbergstraße 26
 D-32758 Detmold
 Germany
 Fon: +49 5231 14-0
 Fax: +49 5231 14-292083
 www.weidmueller.com

Mating connector (fully pluggable)

Type	BL 3.50/03/180F SN DKGN ...	Version	Product data	Packaging
Order No.	1621160000	PCB plug-in connector, female plug, 3.50 mm, Number of poles: 3,	IEC: 320 V / 17 A / 0.2 - 1.5 mm ²	Box
GTIN (EAN)	4008190169206	180°, Clamping yoke connection, Clamping range, max. : 1.5 mm ² ,	UL: 300 V / 10 A / AWG 28 - AWG 14	
Qty.	100 pc(s).	Box		

BLIDC 3.5F SN



Female connectors for fast processing with insulation displacement connectors (IDC) for connecting wires at 3.50 pitch. They provide space for labelling and can be coded.

General ordering data

Type	BLIDC 3.50/03/180F SN O ...	Version	Product data	Packaging
Order No.	1751100000	PCB plug-in connector, female plug, 3.50 mm, Number of poles: 3,	IEC: 320 V / 6 A / 0.2 - 0.5 mm ²	Box
GTIN (EAN)	4032248146642	90°/270°, IDC terminal, Clamping range, max. : 0.5 mm ² , Box	UL: 300 V / 7 A / AWG 22 - AWG 20	
Qty.	100 pc(s).			

BLF 3.50/180LH



Connect efficiently - in a small space: female header with spring connection (PUSH IN) as a plug-in connection level; used together with male headers in 3.50 mm pitch.

General ordering data

Type	BLF 3.50/03/180LH SN OR ...	Version	Product data	Packaging
Order No.	2459960000	PCB plug-in connector, female plug, 3.50 mm, Number of poles: 3,	IEC: 320 V / 17.5 A / 0.14 - 1.5 mm ²	Box
GTIN (EAN)	4050118475371	180°, PUSH IN, Spring connection, Clamping range, max. : 1.5 mm ² ,	UL: 300 V / AWG 26 - AWG 16	
Qty.	102 pc(s).	Box		
Type	BLF 3.50/03/180LH SN BK ...	Version	Product data	Packaging
Order No.	2538020000	PCB plug-in connector, female plug, 3.50 mm, Number of poles: 3,	IEC: 320 V / 17.5 A / 0.14 - 1.5 mm ²	Box
GTIN (EAN)	4050118549546	180°, PUSH IN, Spring connection, Clamping range, max. : 1.5 mm ² ,	UL: 300 V / AWG 26 - AWG 16	
Qty.	102 pc(s).	Box		

**OMNIMATE Signal - series BL/SL 3.50
SL 3.50/03/90F 3.2SN OR BX**

Weidmüller Interface GmbH & Co. KG
Klingenbergstraße 26
D-32758 Detmold
Germany
Fon: +49 5231 14-0
Fax: +49 5231 14-292083
www.weidmueller.com

Mating connector (fully pluggable)
BL 3.50/90F


Female connectors with clamping yoke screw system for connecting conductors at 3.50 mm pitch. They provide space for labelling and can be coded.

General ordering data

Type	BL 3.50/03/90F SN BK BX	Version	Product data	Packaging
Order No.	1639250000	PCB plug-in connector, female plug, 3.50 mm, Number of poles: 3,	IEC: 320 V / 12 A / 0.2 - 1.5 mm ²	Box
GTIN (EAN)	4008190276799	90°, Clamping yoke connection, Clamping range, max. : 1.5 mm ² , Box	UL: 300 V / 8 A / AWG 28 - AWG 14	
Qty.	108 pc(s).			
Type	BL 3.50/03/90F SN OR BX	Version	Product data	Packaging
Order No.	1639020000	PCB plug-in connector, female plug, 3.50 mm, Number of poles: 3,	IEC: 320 V / 12 A / 0.2 - 1.5 mm ²	Box
GTIN (EAN)	4008190276560	90°, Clamping yoke connection, Clamping range, max. : 1.5 mm ² , Box	UL: 300 V / 8 A / AWG 28 - AWG 14	
Qty.	108 pc(s).			

BL 3.50/270F


Female connectors with clamping yoke screw system for connecting conductors at 3.50 mm pitch. They provide space for labelling and can be coded.

General ordering data

Type	BL 3.50/03/270F SN BK BX	Version	Product data	Packaging
Order No.	1640170000	PCB plug-in connector, female plug, 3.50 mm, Number of poles: 3,	IEC: 320 V / 12 A / 0.2 - 1.5 mm ²	Box
GTIN (EAN)	4008190277734	270°, Clamping yoke connection, Clamping range, max. : 1.5 mm ² ,	UL: 300 V / 8 A / AWG 28 - AWG 14	
Qty.	108 pc(s).	Box		
Type	BL 3.50/03/270F SN OR BX	Version	Product data	Packaging
Order No.	1639940000	PCB plug-in connector, female plug, 3.50 mm, Number of poles: 3,	IEC: 320 V / 12 A / 0.2 - 1.5 mm ²	Box
GTIN (EAN)	4008190277499	270°, Clamping yoke connection, Clamping range, max. : 1.5 mm ² ,	UL: 300 V / 8 A / AWG 28 - AWG 14	
Qty.	108 pc(s).	Box		

**OMNIMATE Signal - series BL/SL 3.50
SL 3.50/03/90F 3.2SN OR BX**

Weidmüller Interface GmbH & Co. KG
 Klingenbergstraße 26
 D-32758 Detmold
 Germany
 Fon: +49 5231 14-0
 Fax: +49 5231 14-292083
 www.weidmueller.com

Mating connector (fully pluggable)
BLF 3.50/180F


Connect efficiently - in a small space: female header with spring connection (PUSH IN) as a plug-in connection level; used together with male headers in 3.50 mm pitch.

General ordering data

Type	BLF 3.50/03/180F SN BK ...	Version	Product data	Packaging
Order No.	2459580000	PCB plug-in connector, female plug, 3.50 mm, Number of poles: 3,	IEC: 320 V / 17.5 A / 0.14 - 1.5 mm ²	Box
GTIN (EAN)	4050118474992	180°, PUSH IN, Spring connection, Clamping range, max.: 1.5 mm ² ,	UL: 300 V / AWG 26 - AWG 16	
Qty.	102 pc(s).	Box		
Type	BLF 3.50/03/180F SN OR ...	Version	Product data	Packaging
Order No.	2459400000	PCB plug-in connector, female plug, 3.50 mm, Number of poles: 3,	IEC: 320 V / 17.5 A / 0.14 - 1.5 mm ²	Box
GTIN (EAN)	4050118474312	180°, PUSH IN, Spring connection, Clamping range, max.: 1.5 mm ² ,	UL: 300 V / AWG 26 - AWG 16	
Qty.	102 pc(s).	Box		

**OMNIMATE Signal - series BL/SL 3.50
SL 3.50/03/90F 3.2SN OR BX**

Weidmüller Interface GmbH & Co. KG
Klingenbergstraße 26
D-32758 Detmold
Germany
Fon: +49 5231 14-0
Fax: +49 5231 14-292083
www.weidmueller.com

Accessories**LED Light guides****Effective: the link between LED and front panel.**

Floodlight indicators allow users to monitor the switching states without requiring a special design: optical plastic directs the light from standard LEDs around a bend into the connectors or through the front plate.

The fibre-optic elements are simply clipped behind the relevant 90° bend male connectors (90° outlet direction). Versions with different incoming light beam heights achieve maximum light efficiency for LEDs with different designs or heights.

The advantages compared to conventional solutions:

- No additional LED circuit board required behind the front panel
- No "long-legged" LEDs with separate mounting required
- Bent fibre-optic cable line for maximum light efficiency
- Uncomplicated front plate bore holes due to circular shape of outgoing light beam
- Easy to maintain correct clearance and creepage distance
- Can be partitioned for smaller pole numbers

The result: simplified manufacturing process, reduced costs and simplified design

General ordering data

Type	SL 3.5 FLA 4.0/1.75/8	Version	Product data	Packaging
Order No.	1597650000	PCB plug-in connector, Accessories, Flood-light display, Transparent,		Box
GTIN (EAN)	4008190027773	Number of poles: 1		
Qty.	50 pc(s).			
Type	SL 3.5 FLA 2.3/1.75/8	Version	Product data	Packaging
Order No.	1597640000	PCB plug-in connector, Accessories, Flood-light display, Transparent,		Box
GTIN (EAN)	4008190011321	Number of poles: 1		
Qty.	25 pc(s).			
Type	SL 3.5 FLA 1.5/8	Version	Product data	Packaging
Order No.	1597510000	PCB plug-in connector, Accessories, Flood-light display, Transparent,		Box
GTIN (EAN)	4008190127541	Number of poles: 1		
Qty.	50 pc(s).			
Type	SL 3.5 FLA 2.3/8	Version	Product data	Packaging
Order No.	1597520000	PCB plug-in connector, Accessories, Flood-light display, Transparent,		Box
GTIN (EAN)	4008190120566	Number of poles: 1		
Qty.	50 pc(s).			
Type	SL 3.5 FLA 4.0/8	Version	Product data	Packaging
Order No.	1597530000	PCB plug-in connector, Accessories, Flood-light display, Transparent,		Box
GTIN (EAN)	4008190075699	Number of poles: 1		
Qty.	50 pc(s).			
Type	SL 3.5 FLA 1.5/1.75/8	Version	Product data	Packaging
Order No.	1597630000	PCB plug-in connector, Accessories, Flood-light display, Transparent,		Box
GTIN (EAN)	4008190148386	Number of poles: 1		
Qty.	50 pc(s).			

OMNIMATE Signal - series BL/SL 3.50 SL 3.50/03/90F 3.2SN OR BX

Weidmüller Interface GmbH & Co. KG
 Klingenbergstraße 26
 D-32758 Detmold
 Germany
 Fon: +49 5231 14-0
 Fax: +49 5231 14-292083
 www.weidmueller.com

Accessories

Coding elements



Only connects what is supposed to be connected: the right connection at the right place.

Coding elements and locking devices clearly assign connecting elements during the manufacturing process and operation

The coding elements and locking devices are inserted prior to assembly or during the cable assembly phase. The Weidmüller alternative: configure online using the variant configurator to precode prior to delivery.

Incorrect assembly on the circuit board and incorrect plugging of connecting elements is no longer possible. The advantage: no troubleshooting during manufacture and no operational errors by the user.

General ordering data

Type	BL SL 3.5 KO OR	Version	Product data	Packaging
Order No.	1693430000	PCB plug-in connector, Accessories, Coding element, orange, Number		Box
GTIN (EAN)	4008190867447	of poles: 1		
Qty.	100 pc(s).			
Type	BL SL 3.5 KO SW	Version	Product data	Packaging
Order No.	1610100000	PCB plug-in connector, Accessories, Coding element, black, Number		Box
GTIN (EAN)	4008190187637	of poles: 1		
Qty.	100 pc(s).			

Additional accessories



No task is too small when creating the perfect solution. br />

Connections form just one part of the overall process. Small details are often the key to the perfect solution in applications where potentials are tested, grouped or even isolated.

A system is not a system without small but useful details:

- Test plugs - ensure reliable pick-up from diagnostic sockets
- Cross-connectors - ensure a stable electrical distribution contact directly at the connection
- Compartment partition elements - divide a large number of male connectors into several separate socket connector channels
- Locks and clips - optional vibration-resistant clip-on connection or mounting for male and female connectors

In tandem with the manufacturing process and application - more accessories = smaller workload

General ordering data

Type	BL/SL 3.50 VR OR BX	Version	Product data
Order No.	1669310000	PCB plug-in connector, Accessories, Latches, orange, Number of poles:	
GTIN (EAN)	4008190428488	1	
Qty.	100 pc(s).		

Data sheet

OMNIMATE Signal - series BL/SL 3.50 SL 3.50/03/90F 3.2SN OR BX

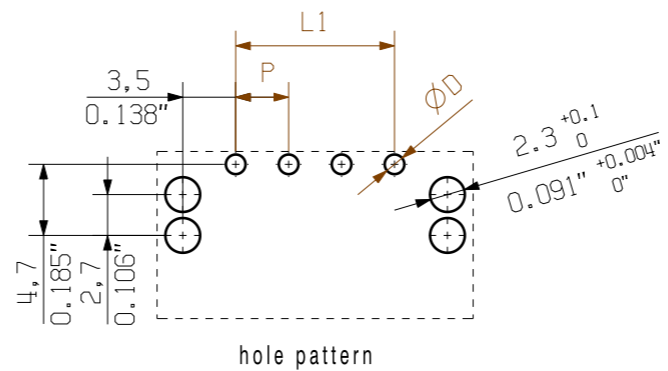
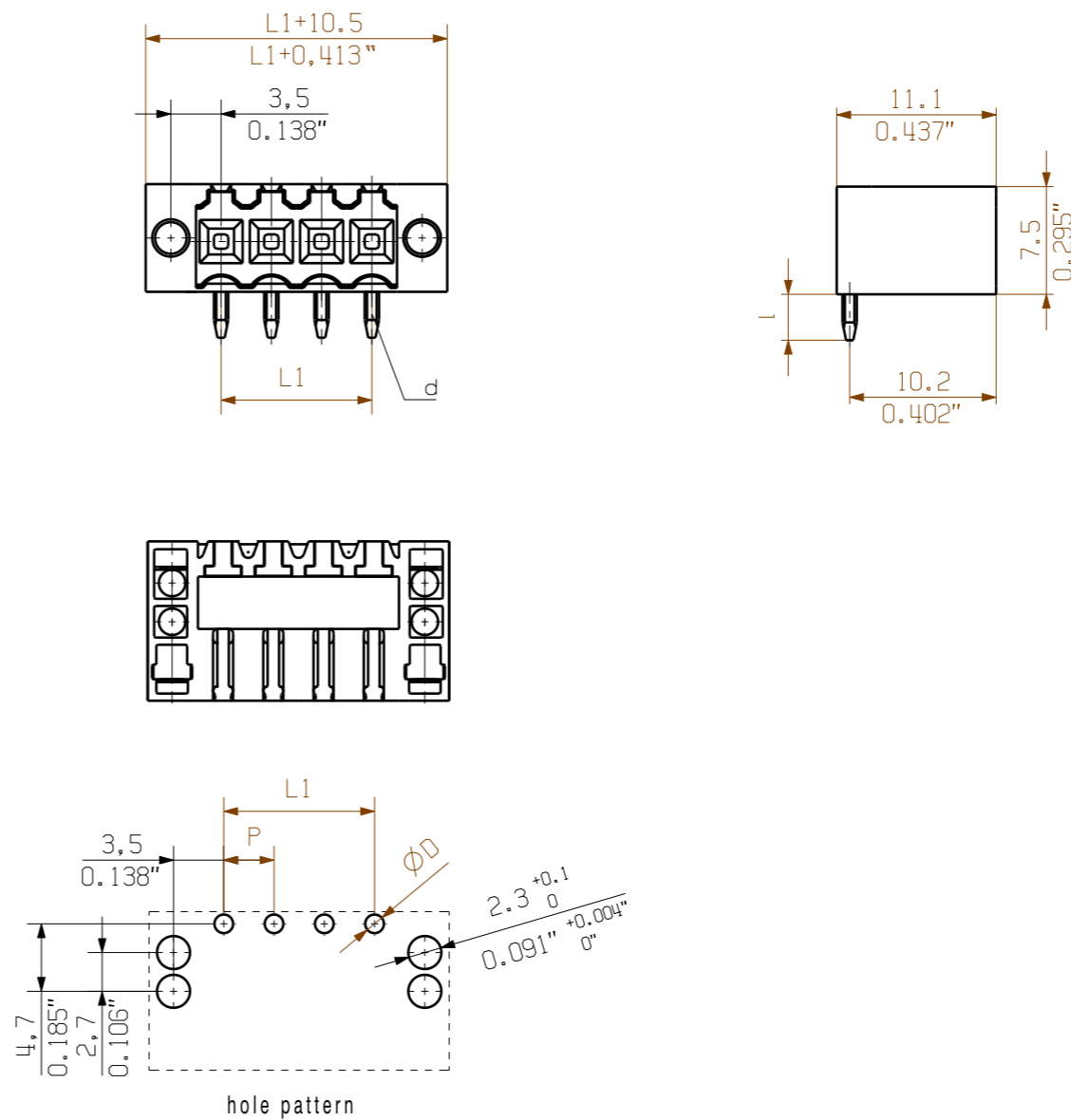
Weidmüller Interface GmbH & Co. KG
 Klingenbergstraße 26
 D-32758 Detmold
 Germany
 Fon: +49 5231 14-0
 Fax: +49 5231 14-292083
 www.weidmueller.com

Accessories

Type	PTSC KA 2.2X4.5 WN1412	Version	Product data
Order No.	1610740000	PCB plug-in connector, Accessories, Mounting screw, Number of	
GTIN (EAN)	4008190039523	poles: 1	
Qty.	100 pc(s).		
Type	BL/SL 3.50 VR BK BX	Version	Product data
Order No.	1669300000	PCB plug-in connector, Accessories, Latches, black, Number of poles:	
GTIN (EAN)	4008190428471	1	
Qty.	100 pc(s).		

The reproduction, distribution and utilization of this document as well as the communication of its contents to others without explicit authorization is prohibited. Offenders will be held liable for the payment of damages. Weidmüller exclusively reserves the right to file for patents, utility models or designs.

© Weidmüller Interface GmbH & Co. KG



P = 3.50 Raster Pitch
 D = Ø1,3^{+0.1}
 Ø0.051" ^{+0.1}
 d = 1,2mm oktagonale
 0.047" octagonal

1,5	0,1 -0,3
3,2	0,1 -0,3
4,5	0,1 -0,3
pin length l / Stiftlänge l	tolerance / Toleranz

24	80.5	+/-0.2
23	77.0	
22	73.5	
21	70.0	
20	66.5	
19	63.0	
18	59.5	
17	56.0	
16	52.5	
15	49.0	
14	45.5	+/-0.15
13	42.0	
12	38.5	
11	35.0	
10	31.5	+/-0.1
9	28.0	
8	24.5	
7	21.0	
6	17.5	
5	14.0	
4	10.5	
3	7.0	
2	3.5	
n Polzahl/ no of poles	L1	Toleranz/ tolerance L1

shown : SL 3.50/04/90F

For the mounting of PCBs, it should be noted that the rated data given in the catalogue relates only to the connection elements. The necessary creepage and clearance paths must be observed in connection with the respective applicant in accordance to VDE 0110. The current-carrying capacity and pitch tolerance is to be determined according to DIN IEC 326 part 3 very fine.

Weidmüller connectors are tested to the DIN VDE 0627 standard, and are valid for its field of application. Provided that the connectors are used to the intended purpose, all requirements with respect to the occurring of electrical, mechanical, thermic and corrosive stress will be satisfied.

General tolerance: DIN ISO 2768-mK		96310/5 06.07.17 HELIS_MA 00		Cat.no.: .	
		Modification			
		Drawn	Date		
Scale: 5/1		Responsible	21.08.2008	HELIS_MA	3 19670 48 Drawing no. Issue no. Sheet 03 of 03 sheets
Supersedes: .		Checked	20.09.2017	HERTEL_S	
		Approved		LANG_T	
				SL 3.50/.. /90... STIFTLAISTE MALE HEADER	
				Product file: SL 3.50 7296	

Recommended wave soldering profiles

Weidmüller Interface GmbH & Co. KG
 Klängenbergstraße 16
 D-32758 Detmold
 Germany
 Fon: +49 5231 14-0
 Fax: +49 5231 14-292083
 www.weidmueller.com

Single Wave:



Double Wave:



Wave soldering profiles

Wired connection elements should be processed in accordance with the DIN EN 61760-1 standard. We have included two recommendations for practical wave soldering profiles, with which Weidmüller PCB terminals and connectors are qualified.

When choosing a suitable profile for your application, the following factors also need to be considered:

- PCB thickness
- Proportion of Cu in the layers
- Single/double-sided assembly
- Product range
- Heating and cooling rates

The single and double wave profiles each indicate the recommended operating range, including the maximum soldering temperature of 260°C. In practice, the maximum soldering temperature is quite often well below the above maximum profile.