

OMNIMATE Signal - series BL/SL 5.08
SL 5.08/18/135B 3.2SN OR BX**Weidmüller Interface GmbH & Co. KG**

Klingenbergstraße 26

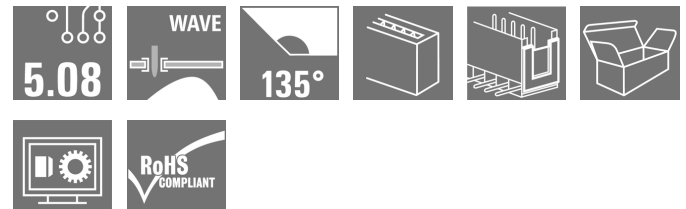
D-32758 Detmold

Germany

Fon: +49 5231 14-0

Fax: +49 5231 14-292083

www.weidmueller.com



Similar to illustration

Male connectors with 135° outlet direction. The solder pin length is optimised for wave flow soldering. The pin headers provide space for labelling and can be coded.

General ordering data

Type	SL 5.08/18/135B 3.2SN OR BX
Order No.	1605690000
Version	PCB plug-in connector, male header, Dovetails for fixing blocks, THT solder connection, 5.08 mm, Number of poles: 18, 135°, Solder pin length (l): 3.2 mm, tinned, orange, Box
GTIN (EAN)	4008190122683
Qty.	20 pc(s).
Product data	IEC: 400 V / 17 A UL: 300 V / 15 A
Packaging	Box

Creation date May 3, 2020 10:08:10 PM CEST

OMNIMATE Signal - series BL/SL 5.08 SL 5.08/18/135B 3.2SN OR BX

Weidmüller Interface GmbH & Co. KG
Klingenbergstraße 26
D-32758 Detmold
Germany
Fon: +49 5231 14-0
Fax: +49 5231 14-292083
www.weidmueller.com

Technical data

Dimensions and weights

Width	93.44 mm	Width (inches)	3.679 inch
Height	15.5 mm	Height (inches)	0.61 inch
Height of lowest version	12.3 mm	Depth	13.13 mm
Depth (inches)	0.517 inch	Net weight	7.2 g

System specifications

Product family	OMNIMATE Signal - series BL/SL 5.08	Type of connection	Board connection
Mounting onto the PCB	THT solder connection	Pitch in mm (P)	5.08 mm
Pitch in inches (P)	0.2 inch	Outgoing elbow	135°
Number of poles	18	Number of solder pins per pole	1
Solder pin length (l)	3.2 mm	Solder pin length tolerance	+0.1 / -0.3 mm
Tolerance of solder pin position	± 0.20 mm	Solder pin dimensions	d = 1.2 mm, Octagonal
Solder pin dimensions = d tolerance	0 / -0.03 mm	Solder eyelet hole diameter (D)	1.3 mm
Solder eyelet hole diameter tolerance (D)+	0.1 mm	L1 in mm	86.36 mm
L1 in inches	3.4 inch	Number of rows	1
Pin series quantity	1	Touch-safe protection acc. to DIN VDE 57 106	finger-safe plugged/ back-of-hand-safe unplugged
Volume resistance	≤ 5mΩ	Can be coded	Yes
Plugging cycles	25		

Material data

Insulating material	PBT	Colour	orange
Colour chart (similar)	RAL 2000	Insulating material group	IIIa
Comparative Tracking Index (CTI)	≥ 200	Insulation strength	≥ 10 ⁸ Ω
UL 94 flammability rating	V-0	GWFI	960 °C
Contact material	CuSn	Contact surface	tinned
Layer structure of solder connection	1-3 µm Ni / 2-4 µm Sn matt	Layer structure of plug contact	1-3 µm Ni / 2-4 µm Sn matt
Storage temperature, min.	-25 °C	Storage temperature, max.	50 °C
Max. relative humidity during storage	70 %	Operating temperature, min.	-50 °C
Operating temperature, max.	100 °C	Temperature range, installation, min.	-25 °C
Temperature range, installation, max.	100 °C		

Rated data acc. to IEC

tested acc. to standard	IEC 60664-1, IEC 61984	Rated current, min. number of poles (Tu=20°C)	17 A
Rated current, max. number of poles (Tu=20°C)	13 A	Rated current, min. number of poles (Tu=40°C)	15 A
Rated current, max. number of poles (Tu=40°C)	11 A	Rated voltage for surge voltage class / pollution degree II/2	400 V
Rated voltage for surge voltage class / pollution degree III/2	320 V	Rated voltage for surge voltage class / pollution degree III/3	250 V
Rated impulse voltage for surge voltage class/ pollution degree II/2	4 kV	Rated impulse voltage for surge voltage class/ pollution degree III/2	4 kV
Rated impulse voltage for surge voltage class/ contamination degree III/3	4 kV	Short-time withstand current resistance	3 x 1s with 120 A


OMNIMATE Signal - series BL/SL 5.08

SL 5.08/18/135B 3.2SN OR BX


Weidmüller Interface GmbH & Co. KG
 Klingenbergstraße 26
 D-32758 Detmold
 Germany
 Fon: +49 5231 14-0
 Fax: +49 5231 14-292083
 www.weidmueller.com

Technical data

Rated data acc. to CSA

Institute (CSA)		Certificate No. (CSA)	200039-1121690
Rated voltage (Use group B / CSA)	300 V	Rated voltage (Use group D / CSA)	300 V
Rated current (Use group B / CSA)	15 A	Rated current (Use group D / CSA)	10 A
Reference to approval values	Specifications are maximum values, details - see approval certificate.		

Rated data acc. to UL 1059

Institute (UR)		Certificate No. (UR)	E60693
Rated voltage (Use group B / UL 1059)	300 V	Rated voltage (Use group D / UL 1059)	300 V
Rated current (Use group B / UL 1059)	15 A	Rated current (Use group D / UL 1059)	10 A
Reference to approval values	Specifications are maximum values, details - see approval certificate.		

Packing

Packaging	Box	VPE length	39 mm
VPE width	105 mm	VPE height	140 mm

Classifications

ETIM 6.0	EC002637	ETIM 7.0	EC002637
eClass 9.0	27-44-04-02	eClass 9.1	27-44-04-02
eClass 10.0	27-44-04-02	UNSPSC	30-21-18-10

Notes

Notes	<ul style="list-style-type: none"> • Additional colours on request • Gold-plated contact surfaces on request • Rated current related to rated cross-section & min. No. of poles. • P on drawing = pitch • Rated data refer only to the component itself. Clearance and creepage distances to other components are to be designed in accordance with the relevant application standards.
IPC conformity	Conformity: The products are developed, manufactured and delivered according international recognized standards and norms and comply with the assured properties in the data sheet resp. fulfill decorative properties in accordance with IPC-A-610 "Class 2". Further claims on the products can be evaluated on request.

**OMNIMATE Signal - series BL/SL 5.08
SL 5.08/18/135B 3.2SN OR BX**

Weidmüller Interface GmbH & Co. KG
Klingenbergstraße 26
D-32758 Detmold
Germany
Fon: +49 5231 14-0
Fax: +49 5231 14-292083
www.weidmueller.com

Technical data**Approvals**

Approvals



ROHS

Conform

DownloadsApproval/Certificate/Document of
Conformity[Declaration of the Manufacturer](#)

Brochure/Catalogue

[FL DRIVES EN](#)
[MB DEVICE MANUF. EN](#)
[FL DRIVES DE](#)
[FL BUILDING SAFETY EN](#)
[FL APPL LED LIGHTING EN](#)
[FL INDUSTR.CONTROLS EN](#)
[FL MACHINE SAFETY EN](#)
[FL HEATING ELECTR EN](#)
[FL APPL INVERTER EN](#)
[FL BASE STATION EN](#)
[FL ELEVATOR EN](#)
[FL POWER SUPPLY EN](#)
[FL 72H SAMPLE SER EN](#)
[PO OMNIMATE EN](#)

Engineering Data

[WSCAD](#)

Engineering Data

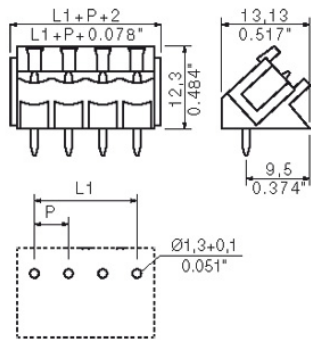
[STEP](#)

OMNIMATE Signal - series BL/SL 5.08 SL 5.08/18/135B 3.2SN OR BX

Weidmüller Interface GmbH & Co. KG
Klingenbergstraße 26
D-32758 Detmold
Germany
Fon: +49 5231 14-0
Fax: +49 5231 14-292083
www.weidmueller.com

Drawings

Dimensional drawing



**OMNIMATE Signal - series BL/SL 5.08
SL 5.08/18/135B 3.2SN OR BX**

Weidmüller Interface GmbH & Co. KG
 Klingenbergstraße 26
 D-32758 Detmold
 Germany
 Fon: +49 5231 14-0
 Fax: +49 5231 14-292083
 www.weidmueller.com

Mating connector (fully pluggable)**BLF 5.08HC/270 SN**

Just as reliable as the millionfold proven original and featuring innovative details:

The BLF 5.08HC PUSH IN version of the BLZP 5.08HC female connector is not only different in terms of connection system; it also has a more compact design. Weidmüller's innovative PUSH IN spring connection system stands for the future of easy and tool-free wire connection. HC = High Current.

In terms of versatility, the BLF 5.08HC offers just as much as the version which served as a model:

- 3 tested-and-proven wire outlet directions provide the usual flexibility for application-specific design
- 4 flange variations and the patented release latch allow the locking concept to be based on the requirements of the user
- Use the BLF 5.08HC and SL 5.08HC plug combination to reach the max. rated specifications

General ordering data

Type	BLF 5.08HC/18/270 SN OR ...	Version	Product data	Packaging
Order No.	1982860000	PCB plug-in connector, female plug, 5.08 mm, Number of poles: 18,	IEC: 400 V / 24 A / 0.2 - 2.5 mm ²	Box
GTIN (EAN)	4032248686957	270°, PUSH IN, Spring connection, Clamping range, max. : 3.31 mm ² , UL: 300 V / 18.5 A / AWG 26 - AWG		
Qty.	18 pc(s).	Box	12	
Type	BLF 5.08HC/18/270 SN BK ...	Version	Product data	Packaging
Order No.	1982090000	PCB plug-in connector, female plug, 5.08 mm, Number of poles: 18,	IEC: 400 V / 24 A / 0.2 - 2.5 mm ²	Box
GTIN (EAN)	4032248685783	270°, PUSH IN, Spring connection, Clamping range, max. : 3.31 mm ² , UL: 300 V / 18.5 A / AWG 26 - AWG		
Qty.	18 pc(s).	Box	12	

BLZP 5.08HC/225 SN

Clamping-yoke connection with right-angled (90° or 270°) or angled (225°) outlet direction. The female connectors provide space for labelling and can be coded. Fastened by means of a flange or release latch. The also provide an integrated plus/minus screw, protection against faulty insertion of the wire, and they are delivered with open clamping yokes. HC = High Current.

General ordering data

Type	BLZP 5.08HC/18/225 SN O ...	Version	Product data	Packaging
Order No.	1946410000	PCB plug-in connector, female plug, 5.08 mm, Number of poles: 18,	IEC: 400 V / 17.5 A / 0.2 - 4 mm ²	Box
GTIN (EAN)	4032248622184	225°, Clamping yoke connection, Clamping range, max. : 4 mm ² , Box	UL: 300 V / 15 A / AWG 26 - AWG 12	
Qty.	18 pc(s).			
Type	BLZP 5.08HC/18/225 SN B ...	Version	Product data	Packaging
Order No.	1946720000	PCB plug-in connector, female plug, 5.08 mm, Number of poles: 18,	IEC: 400 V / 17.5 A / 0.2 - 4 mm ²	Box
GTIN (EAN)	4032248622498	225°, Clamping yoke connection, Clamping range, max. : 4 mm ² , Box	UL: 300 V / 15 A / AWG 26 - AWG 12	
Qty.	18 pc(s).			

OMNIMATE Signal - series BL/SL 5.08 SL 5.08/18/135B 3.2SN OR BX

Weidmüller Interface GmbH & Co. KG
Klingenbergstraße 26
D-32758 Detmold
Germany
Fon: +49 5231 14-0
Fax: +49 5231 14-292083
www.weidmueller.com

Mating connector (fully pluggable)

BLZP 5.08HC/270 SN



Female plugs with clamping-yoke connection for connecting wires with a right-angle (90° or 270°) outlet direction. The female connectors provide space for labelling and can be coded. Fastened by means of a flange or release latch. They also provide an integrated plus/minus screw, protection against faulty insertion of the wire, and they are delivered with open clamping yokes. HC = High Current.

General ordering data

Type	BLZP 5.08HC/18/270 SN O ...	Version	Product data	Packaging
Order No.	1948950000	PCB plug-in connector, female plug, 5.08 mm, Number of poles: 18,	IEC: 400 V / 23 A / 0.2 - 4 mm ²	Box
GTIN (EAN)	4032248626403	270°, Clamping yoke connection, Clamping range, max. : 4 mm ² , Box	UL: 300 V / 20 A / AWG 26 - AWG 12	
Qty.	18 pc(s).			
Type	BLZP 5.08HC/18/270 SN B ...	Version	Product data	Packaging
Order No.	1949180000	PCB plug-in connector, female plug, 5.08 mm, Number of poles: 18,	IEC: 400 V / 23 A / 0.2 - 4 mm ²	Box
GTIN (EAN)	4032248626632	270°, Clamping yoke connection, Clamping range, max. : 4 mm ² , Box	UL: 300 V / 20 A / AWG 26 - AWG 12	
Qty.	18 pc(s).			

BLZP 5.08HC/225B SN



Clamping-yoke connection with right-angled (90° or 270°) or angled (225°) outlet direction. The female connectors provide space for labelling and can be coded. Fastened by means of a flange or release latch. They also provide an integrated plus/minus screw, protection against faulty insertion of the wire, and they are delivered with open clamping yokes. HC = High Current.

General ordering data

Type	BLZP 5.08HC/18/225B SN ...	Version	Product data	Packaging
Order No.	1946140000	PCB plug-in connector, female plug, 5.08 mm, Number of poles: 18,	IEC: 400 V / 17.5 A / 0.2 - 4 mm ²	Box
GTIN (EAN)	4032248621712	225°, Clamping yoke connection, Clamping range, max. : 4 mm ² , Box	UL: 300 V / 15 A / AWG 26 - AWG 12	
Qty.	18 pc(s).			
Type	BLZP 5.08HC/18/225B SN ...	Version	Product data	Packaging
Order No.	1945910000	PCB plug-in connector, female plug, 5.08 mm, Number of poles: 18,	IEC: 400 V / 17.5 A / 0.2 - 4 mm ²	Box
GTIN (EAN)	4032248621439	225°, Clamping yoke connection, Clamping range, max. : 4 mm ² , Box	UL: 300 V / 15 A / AWG 26 - AWG 12	
Qty.	18 pc(s).			

OMNIMATE Signal - series BL/SL 5.08 SL 5.08/18/135B 3.2SN OR BX

Weidmüller Interface GmbH & Co. KG
Klingenbergstraße 26
D-32758 Detmold
Germany
Fon: +49 5231 14-0
Fax: +49 5231 14-292083
www.weidmueller.com

Mating connector (fully pluggable)

BLZP 5.08HC/180 SN



Female plug with clamping-yoke screw system for connecting wires with straight (180°) outlet direction. The female connectors provide space for labelling and can be coded. Fastened by means of a flange or release latch. They also provide an integrated plus/minus screw, protection against faulty insertion of the wire, and they are delivered with open clamping yokes. HC = High Current.

General ordering data

Type	BLZP 5.08HC/18/180 SN B ...	Version	Product data	Packaging
Order No.	1943970000	PCB plug-in connector, female plug, 5.08 mm, Number of poles: 18,	IEC: 400 V / 23 A / 0.2 - 4 mm²	Box
GTIN (EAN)	4032248618125	180°, Clamping yoke connection, Clamping range, max.: 4 mm², Box	UL: 300 V / 20 A / AWG 26 - AWG 12	
Qty.	18 pc(s).			
Type	BLZP 5.08HC/18/180 SN O ...	Version	Product data	Packaging
Order No.	1943740000	PCB plug-in connector, female plug, 5.08 mm, Number of poles: 18,	IEC: 400 V / 23 A / 0.2 - 4 mm²	Box
GTIN (EAN)	4032248617753	180°, Clamping yoke connection, Clamping range, max.: 4 mm², Box	UL: 300 V / 20 A / AWG 26 - AWG 12	
Qty.	18 pc(s).			

BLF 5.08HC/180 SN



Just as reliable as the millionfold proven original and featuring innovative details:

The BLF 5.08HC PUSH IN version of the BLZP 5.08HC female connector is not only different in terms of connection system; it also has a more compact design. Weidmüller's innovative PUSH IN spring connection system stands for the future of easy and tool-free wire connection. HC = High Current.

In terms of versatility, the BLF 5.08HC offers just as much as the version which served as a model:

- 3 tested-and-proven wire outlet directions provide the usual flexibility for application-specific design
- 4 flange variations and the patented release latch allow the locking concept to be based on the requirements of the user
- Use the BLF 5.08HC and SL 5.08HC plug combination to reach the max. rated specifications

General ordering data

Type	BLF 5.08HC/18/180 SN OR ...	Version	Product data	Packaging
Order No.	1013860000	PCB plug-in connector, female plug, 5.08 mm, Number of poles: 18,	IEC: 400 V / 24 A / 0.2 - 2.5 mm²	Box
GTIN (EAN)	4032248721962	180°, PUSH IN, Spring connection, Clamping range, max.: 3.31 mm², Box	UL: 300 V / 18.5 A / AWG 26 - AWG 12	
Qty.	18 pc(s).			
Type	BLF 5.08HC/18/180 SN BK ...	Version	Product data	Packaging
Order No.	1013610000	PCB plug-in connector, female plug, 5.08 mm, Number of poles: 18,	IEC: 400 V / 24 A / 0.2 - 2.5 mm²	Box
GTIN (EAN)	4032248721740	180°, PUSH IN, Spring connection, Clamping range, max.: 3.31 mm², Box	UL: 300 V / 18.5 A / AWG 26 - AWG 12	
Qty.	18 pc(s).			

OMNIMATE Signal - series BL/SL 5.08 SL 5.08/18/135B 3.2SN OR BX

Weidmüller Interface GmbH & Co. KG
Klingenbergstraße 26
D-32758 Detmold
Germany
Fon: +49 5231 14-0
Fax: +49 5231 14-292083
www.weidmueller.com

Mating connector (fully pluggable)

BLZP 5.08HC/90 SN



Female plugs with clamping-yoke connection for connecting wires with a right-angle (90° or 270°) outlet direction. The female connectors provide space for labelling and can be coded. Fastened by means of a flange or release latch. They also provide an integrated plus/minus screw, protection against faulty insertion of the wire, and they are delivered with open clamping yokes. HC = High Current.

General ordering data

Type	BLZP 5.08HC/18/90 SN OR ...	Version	Product data	Packaging
Order No.	1948170000	PCB plug-in connector, female plug, 5.08 mm, Number of poles: 18,	IEC: 400 V / 23 A / 0.2 - 4 mm²	Box
GTIN (EAN)	4032248624591	90°, Clamping yoke connection, Clamping range, max. : 4 mm², Box	UL: 300 V / 20 A / AWG 26 - AWG 12	
Qty.	18 pc(s).			
Type	BLZP 5.08HC/18/90 SN BK ...	Version	Product data	Packaging
Order No.	1948400000	PCB plug-in connector, female plug, 5.08 mm, Number of poles: 18,	IEC: 400 V / 23 A / 0.2 - 4 mm²	Box
GTIN (EAN)	4032248624928	90°, Clamping yoke connection, Clamping range, max. : 4 mm², Box	UL: 300 V / 20 A / AWG 26 - AWG 12	
Qty.	18 pc(s).			

BLL 5.08/180



Female header for PCB mounting. The solder pin length is optimised for wave flow soldering.

General ordering data

Type	BLL 5.08/18/180 3.2 SN ...	Version	Product data	Packaging
Order No.	1648950000	PCB plug-in connector, female header, closed side, THT solder	IEC: 400 V / 23 A	Box
GTIN (EAN)	4008190293437	connection, 5.08 mm, Number of poles: 18, 180°, Solder pin length	UL: 300 V / 15 A	
Qty.	18 pc(s).	(l): 3.2 mm, tinned, orange, Box		

**OMNIMATE Signal - series BL/SL 5.08
SL 5.08/18/135B 3.2SN OR BX**

Weidmüller Interface GmbH & Co. KG
 Klingenbergstraße 26
 D-32758 Detmold
 Germany
 Fon: +49 5231 14-0
 Fax: +49 5231 14-292083
 www.weidmueller.com

Mating connector (fully pluggable)**BLF 5.08HC/90 SN**

Just as reliable as the millionfold proven original and featuring innovative details:

The BLF 5.08HC PUSH IN version of the BLZP 5.08HC female connector is not only different in terms of connection system; it also has a more compact design. Weidmüller's innovative PUSH IN spring connection system stands for the future of easy and tool-free wire connection. HC = High Current.

In terms of versatility, the BLF 5.08HC offers just as much as the version which served as a model:

- 3 tested-and-proven wire outlet directions provide the usual flexibility for application-specific design
- 4 flange variations and the patented release latch allow the locking concept to be based on the requirements of the user
- Use the BLF 5.08HC and SL 5.08HC plug combination to reach the max. rated specifications

General ordering data

Type	BLF 5.08HC/18/90 SN OR ...	Version	Product data	Packaging
Order No.	1001690000	PCB plug-in connector, female plug, 5.08 mm, Number of poles: 18,	IEC: 400 V / 24 A / 0.2 - 2.5 mm ²	Box
GTIN (EAN)	4032248693498	90°, PUSH IN, Spring connection, Clamping range, max. : 3.31 mm ² ,	UL: 300 V / 18.5 A / AWG 26 - AWG	
Qty.	18 pc(s).	Box	12	
Type	BLF 5.08HC/18/90 SN BK ...	Version	Product data	Packaging
Order No.	1000190001	PCB plug-in connector, female plug, 5.08 mm, Number of poles: 18,	IEC: 400 V / 24 A / 0.2 - 2.5 mm ²	Box
GTIN (EAN)	4032248690145	90°, PUSH IN, Spring connection, Clamping range, max. : 3.31 mm ² ,	UL: 300 V / 18.5 A / AWG 26 - AWG	
Qty.	18 pc(s).	Box	12	

BLL 5.08/90

Female header for PCB mounting. The solder pin length is optimised for wave flow soldering.

General ordering data


Type	BLL 5.08/18/90 3.2 SN O ...	Version	Product data	Packaging
Order No.	1648470000	PCB plug-in connector, female header, closed side, THT solder	IEC: 400 V / 23 A	Box
GTIN (EAN)	4008190292942	connection, 5.08 mm, Number of poles: 18, 90°, Solder pin length (l):	UL: 300 V / 15 A	
Qty.	18 pc(s).	3.2 mm, tinned, orange, Box		

OMNIMATE Signal - series BL/SL 5.08 SL 5.08/18/135B 3.2SN OR BX

Weidmüller Interface GmbH & Co. KG
Klingenbergstraße 26
D-32758 Detmold
Germany
Fon: +49 5231 14-0
Fax: +49 5231 14-292083
www.weidmueller.com

Mating connector (fully pluggable)

BLT 5.08HC/180B



Female plugs with TOP screw connection system for connecting wires with straight 180° outlet direction. The female connectors provide space for labelling and can be coded. HC = High Current.

General ordering data

Type	BLT 5.08HC/18/180B SN O ...	Version	Product data	Packaging
Order No.	1503460000	PCB plug-in connector, female plug, 5.08 mm, Number of poles: 18,	IEC: 400 V / 27 A / 0.2 - 2.5 mm ²	Box
GTIN (EAN)	4008190181215	180°, TOP connection, Clamping range, max. : 2.5 mm ² , Box	UL: 300 V / 17 A / AWG 26 - AWG 14	
Qty.	18 pc(s).			

BLL 5.08/180B



Female header for PCB mounting. The solder pin length is optimised for wave flow soldering.

General ordering data

Type	BLL 5.08/18/180B 3.2SN ...	Version	Product data	Packaging
Order No.	1682890000	PCB plug-in connector, female header, Dovetails for fixing blocks, THT	IEC: 400 V / 23 A	Box
GTIN (EAN)	4008190474652	solder connection, 5.08 mm, Number of poles: 18, 180°, Solder pin	UL: 300 V / 15 A	
Qty.	18 pc(s).	length (l): 3.2 mm, tinned, orange, Box		

OMNIMATE Signal - series BL/SL 5.08 SL 5.08/18/135B 3.2SN OR BX

Weidmüller Interface GmbH & Co. KG
Klingenbergstraße 26
D-32758 Detmold
Germany
Fon: +49 5231 14-0
Fax: +49 5231 14-292083
www.weidmüller.com

Accessories

Coding elements



Only connects what is supposed to be connected: the right connection at the right place.

Coding elements and locking devices clearly assign connecting elements during the manufacturing process and operation

The coding elements and locking devices are inserted prior to assembly or during the cable assembly phase. The Weidmüller alternative: configure online using the variant configurator to precode prior to delivery.

Incorrect assembly on the circuit board and incorrect plugging of connecting elements is no longer possible. The advantage: no troubleshooting during manufacture and no operational errors by the user.

General ordering data

Type	BLZ/SL KO BK BX	Version	Product data	Packaging
Order No.	1545710000	PCB plug-in connector, Accessories, Coding element, black, Number		Box
GTIN (EAN)	4008190087142	of poles: 1		
Qty.	50 pc(s).			
Type	BLZ/SL KO OR BX	Version	Product data	Packaging
Order No.	1573010000	PCB plug-in connector, Accessories, Coding element, orange, Number		Box
GTIN (EAN)	4008190048396	of poles: 1		
Qty.	100 pc(s).			

Additional accessories



No task is too small when creating the perfect solution.

Connections form just one part of the overall process. Small details are often the key to the perfect solution in applications where potentials are tested, grouped or even isolated.

A system is not a system without small but useful details:

- Test plugs - ensure reliable pick-up from diagnostic sockets
- Cross-connectors - ensure a stable electrical distribution contact directly at the connection
- Compartment partition elements - divide a large number of male connectors into several separate socket connector channels
- Locks and clips - optional vibration-resistant clip-on connection or mounting for male and female connectors

In tandem with the manufacturing process and application - more accessories = smaller workload

General ordering data

Type	SL AT OR	Version	Product data	Packaging
Order No.	1598300000	PCB plug-in connector, Accessories, Spacer, orange, Number of poles:		Box
GTIN (EAN)	4008190189266	1		
Qty.	100 pc(s).			

OMNIMATE Signal - series BL/SL 5.08 SL 5.08/18/135B 3.2SN OR BX

Weidmüller Interface GmbH & Co. KG
Klingenbergstraße 26
D-32758 Detmold
Germany
Fon: +49 5231 14-0
Fax: +49 5231 14-292083
www.weidmueller.com

Accessories

Type	SL AT SW	Version	Product data	Packaging
Order No.	1770240000	PCB plug-in connector, Accessories, Spacer, black, Number of poles: 1		Box
GTIN (EAN)	4032248117710			
Qty.	100 pc(s).			

Blocks for PCB mounting



Minor component, major effect:

Clip-on attachment elements increase the mechanical resilience of the whole plug connection by

- securing the male connectors to the circuit board
- providing a vibration-proof connection between the sockets and the male connectors

Clip-on or pre-assembled - always the right solution:

- Hard-wearing, precise fitting dovetail joint
- Hard-wearing metal threaded inserts
- Suitable for all outlet directions

Maximum stability, minimum effort:

- Extremely resilient for frequent fastening operations
- Complete set for easy selection

The result: soldering points, contacts and overall module are more resilient against mechanical stress such as vibrations and tensile loads.

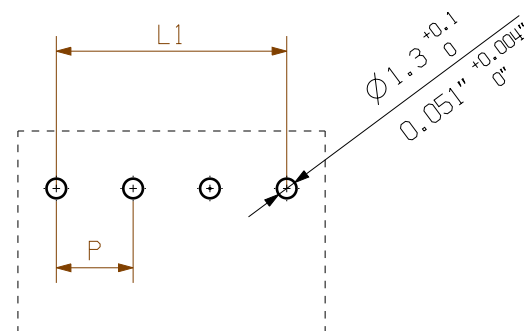
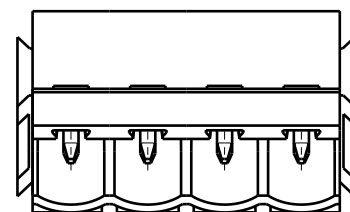
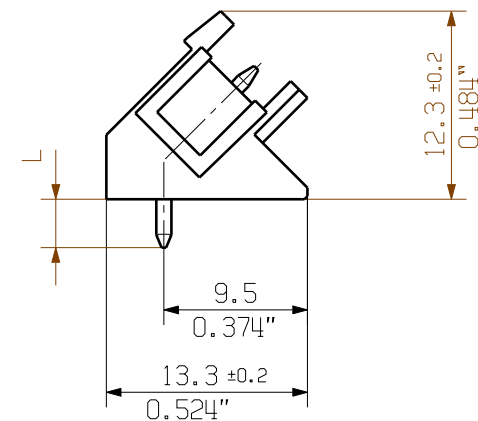
General ordering data

Type	SL 135 BB15R OR	Version	Product data	Packaging
Order No.	1606450000	PCB plug-in connector, Accessories, Mounting block, orange, Number of poles: 1		Box
GTIN (EAN)	4008190179984			
Qty.	20 pc(s).			
Type	SL 135 BB15R SW	Version	Product data	
Order No.	1636370000	PCB plug-in connector, Accessories, Mounting block, black, Number of poles: 1		
GTIN (EAN)	4008190267315			
Qty.	20 pc(s).			

WEITERGABE SOWIE VIELFÄLTIGUNG DIESES DOKUMENTS, VERWERTUNG UND MITTELUNG SEINES INHALTS SIND VERBOTEN. SOWEIT NICHT AUSDRUECKLICH GESTATTET.
ZUWIDERHANDLUNGEN VERPFLICHTEN ZU SCHADENERSATZ. ALLE RECHTE FÜR DEN FALL DER PATENT-, GEBRAUCHSMUSTER- ODER GESCHMACKSMUSTERENTRAGUNG VORBEHALTEN.
THE REPRODUCTION, DISTRIBUTION AND UTILIZATION OF THIS DOCUMENT AS WELL AS THE COMMUNICATION OF ITS CONTENTS TO OTHERS WITHOUT EXPLICIT AUTHORIZATION IS PROHIBITED.
OFFENDERS WILL BE HELD LIABLE FOR THE PAYMENT OF DAMAGES. WEIDMUELLER EXCLUSIVELY RESERVES THE RIGHT TO FILE FOR PATENTS, UTILITY MODELS OR DESIGNS.

 WEIDMUELLER INTERFACE GmbH & Co. KG

Technical drawing of a 4-pin connector. The drawing shows a side view of the connector with four pins. The overall width is dimensioned as $L1 + 7.08^{+0}_{-0.2}$ and $L1 + 0.278''$. The pin diameter is dimensioned as $\varnothing 1.2 / \varnothing 0.047''$. The drawing also shows the internal structure of the connector, including the pins and the housing.



STIFTLÄNGE L	TOLERANZ	7	33,48	1,200
PIN LENGTH L	TOLERANCE	6	25,40	1,000
		5	20,32	0,800
3,2	0,1	4	15,24	0,600
	-0,3	3	10,16	0,400
4,5	0,1	2	5,08	0,200
	-0,3	n	L1 [mm]	L1 [Inch]

SHOWN: SL5.08/04/135B

Weidmüller PCB components are tested to the DIN EN 61984 standard, and are valid for its field of application. Provided that the components are used to the intended purpose, all requirements with respect to the occurring of electrical, mechanical, thermic and corrosive stress will be satisfied.

54686/0 17.11.10 HERTEL_S	01
MODIFICATION	

Weidmüller 

C 19768 **(09)**
 DRAWING NO. ISSUE NO.
 SHEET 02 OF 02 SHEETS

SL 5.08/.. /135...
STIFTELSTE
PINHEADER

PRODUCT FILE: SL 5.08/135 7292

Recommended wave soldering profiles

Weidmüller Interface GmbH & Co. KG
Klingenbergstraße 16
D-32758 Detmold
Germany
Fon: +49 5231 14-0
Fax: +49 5231 14-292083
www.weidmueller.com

Single Wave:



Double Wave:



Wave soldering profiles

Wired connection elements should be processed in accordance with the DIN EN 61760-1 standard. We have included two recommendations for practical wave soldering profiles, with which Weidmüller PCB terminals and connectors are qualified.

When choosing a suitable profile for your application, the following factors also need to be considered:

- PCB thickness
- Proportion of Cu in the layers
- Single/double-sided assembly
- Product range
- Heating and cooling rates

The single and double wave profiles each indicate the recommended operating range, including the maximum soldering temperature of 260°C. In practice, the maximum soldering temperature is quite often well below the above maximum profile.

We reserve the right to make technical changes.