OMNIMATE Signal - series BL/SL 3.50
SL 3.50/05/90G 3.2SN OR BX

Weidmüller Interface GmbH & Co. KG
Klingenbergstraße 26
D-32758 Detmold
Germany
Fon: +49 5231 14-0
Fax: +49 5231 14-292083
www.weidmueller.com

Product image



Similar to illustration

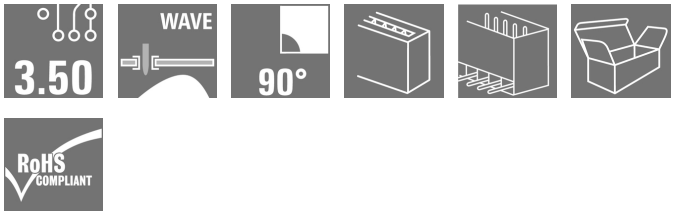

Pin headers for wave soldering in 3.50 mm pitch

- Plugging direction is parallel (90°), straight 180° or angled (135°) to the PCB
- Housing variant: screw flange (F)
- Packed in a cardboard box (BX)
- Pin header can be coded

General ordering data

Type	SL 3.50/05/90G 3.2SN OR BX
Order No.	1605100000
Version	PCB plug-in connector, male header, closed side, THT solder connection, 3.50 mm, Number of poles: 5, 90°, Solder pin length (l): 3.2 mm, tinned, orange, Box
GTIN (EAN)	4008190102609
Qty.	50 pc(s).
Product data	IEC: / 17 A UL: 300 V / 10 A
Packaging	Box

Creation date May 3, 2020 10:13:51 PM CEST

OMNIMATE Signal - series BL/SL 3.50
SL 3.50/05/90G 3.2SN OR BX

Weidmüller Interface GmbH & Co. KG
Klingenbergstraße 26
D-32758 Detmold
Germany
Fon: +49 5231 14-0
Fax: +49 5231 14-292083
www.weidmueller.com

Technical data

Dimensions and weights

Width	18.9 mm	Width (inches)	0.744 inch
Height	10.7 mm	Height (inches)	0.421 inch
Height of lowest version	7.5 mm	Depth	11.1 mm
Depth (inches)	0.437 inch	Net weight	1.398 g

System specifications

Product family	OMNIMATE Signal - series BL/SL 3.50	Type of connection	Board connection
Mounting onto the PCB	THT solder connection	Pitch in mm (P)	3.5 mm
Pitch in inches (P)	0.138 inch	Outgoing elbow	90°
Number of poles	5	Number of solder pins per pole	1
Solder pin length (l)	3.2 mm	Solder pin length tolerance	+0.1 / -0.3 mm
Tolerance of solder pin position	± 0.1 mm	Solder pin dimensions	d = 1.2 mm, Octagonal
Solder pin dimensions = d tolerance	0 / -0,03 mm	Solder eyelet hole diameter (D)	1.4 mm
Solder eyelet hole diameter tolerance (D)	+ 0,1 mm	L1 in mm	14 mm
L1 in inches	0.551 inch	Number of rows	1
Pin series quantity	1	Touch-safe protection acc. to DIN VDE 57 106	Safe from back-of-hand touch
Touch-safe protection acc. to DIN VDE 0470	IP 10	Volume resistance	6.00 mΩ
Can be coded	Yes	Plugging cycles	25
Plugging force/pole, max.	10 N	Pulling force/pole, max.	10 N

Material data

Insulating material	PBT	Colour	orange
Colour chart (similar)	RAL 2000	Insulating material group	IIIa
Comparative Tracking Index (CTI)	≥ 200	Insulation strength	≥ 10^8 Ω
UL 94 flammability rating	V-0	GWFI	960 °C
Contact base material	CuSn	Contact material	CuSn
Contact surface	tinned	Layer structure of solder connection	2-4 µm Ni / 5-8 µm Sn glossy
Layer structure of plug contact	2-4 undefined Ni / 5-8 undefined Sn glossy	Storage temperature, min.	-25 °C
Storage temperature, max.	50 °C	Max. relative humidity during storage	70 %
Operating temperature, min.	-50 °C	Operating temperature, max.	100 °C
Temperature range, installation, min.	-30 °C	Temperature range, installation, max.	100 °C

Rated data acc. to IEC

tested acc. to standard	IEC 60664-1, IEC 61984	Rated current, min. number of poles (Tu=20°C)	17 A
Rated current, max. number of poles (Tu=20°C)	12 A	Rated current, min. number of poles (Tu=40°C)	14.5 A
Rated current, max. number of poles (Tu=40°C)	10 A		

OMNIMATE Signal - series BL/SL 3.50
SL 3.50/05/90G 3.2SN OR BX

Weidmüller Interface GmbH & Co. KG
Klingenbergstraße 26
D-32758 Detmold
Germany
Fon: +49 5231 14-0
Fax: +49 5231 14-292083
www.weidmueller.com

Technical data

Rated data acc. to CSA

Institute (CSA)		Certificate No. (CSA)	
			154685-1318353
Rated voltage (Use group B / CSA)	300 V	Rated voltage (Use group D / CSA)	300 V
Rated current (Use group B / CSA)	10 A	Rated current (Use group D / CSA)	10 A
Reference to approval values	Specifications are maximum values, details - see approval certificate.		

Rated data acc. to UL 1059

Institute (UR)		Certificate No. (UR)	
			E60693
Rated voltage (Use group B / UL 1059)	300 V	Rated voltage (Use group D / UL 1059)	300 V
Rated current (Use group B / UL 1059)	10 A	Rated current (Use group D / UL 1059)	10 A
Reference to approval values	Specifications are maximum values, details - see approval certificate.		

Packing

Packaging	Box	VPE length	42 mm
VPE width	72 mm	VPE height	90 mm

Classifications

ETIM 6.0	EC002637	ETIM 7.0	EC002637
eClass 9.0	27-44-04-02	eClass 9.1	27-44-04-02
eClass 10.0	27-44-04-02	UNSPSC	30-21-18-10

Notes

Notes	• Additional colours on request • Gold-plated contact surfaces on request • Rated current related to rated cross-section & min. No. of poles. • P on drawing = pitch • Rated data refer only to the component itself. Clearance and creepage distances to other components are to be designed in accordance with the relevant application standards.
IPC conformity	Conformity: The products are developed, manufactured and delivered according international recognized standards and norms and comply with the assured properties in the data sheet resp. fulfill decorative properties in accordance with IPC-A-610 "Class 2". Further claims on the products can be evaluated on request.

OMNIMATE Signal - series BL/SL 3.50
SL 3.50/05/90G 3.2SN OR BX

Weidmüller Interface GmbH & Co. KG
Klingenbergstraße 26
D-32758 Detmold
Germany
Fon: +49 5231 14-0
Fax: +49 5231 14-292083
www.weidmueller.com

Technical data

Approvals

Approvals	
ROHS	Conform

Downloads

Approval/Certificate/Document of Conformity	Declaration of the Manufacturer
Brochure/Catalogue	FL DRIVES EN MB SMT EN FL DRIVES DE MB DEVICE MANUF. EN CAT 2 PORTFOLIOGUIDE EN FL BUILDING SAFETY EN FL APPL LED LIGHTING EN FL INDUSTR.CONTROLS EN FL MACHINE SAFETY EN FL HEATING ELECTR EN FL APPL_INVERTER EN FL_BASE_STATION_EN FL ELEVATOR EN FL POWER SUPPLY EN FL 72H SAMPLE SER EN PO OMNIMATE EN
Engineering Data	SL.zip STEP

OMNIMATE Signal - series BL/SL 3.50
SL 3.50/05/90G 3.2SN OR BX

Weidmüller Interface GmbH & Co. KG
Klingenbergstraße 26
D-32758 Detmold
Germany
Fon: +49 5231 14-0
Fax: +49 5231 14-292083
www.weidmueller.com

Drawings

Dimensional drawing

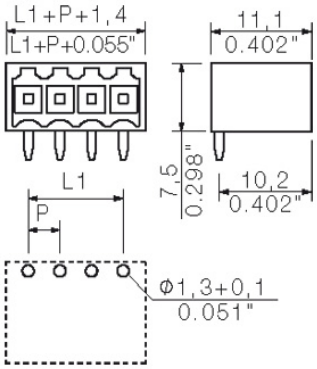

OMNIMATE Signal - series BL/SL 3.50
SL 3.50/05/90G 3.2SN OR BX

Weidmüller Interface GmbH & Co. KG
Klingenbergstraße 26
D-32758 Detmold
Germany
Fon: +49 5231 14-0
Fax: +49 5231 14-292083
www.weidmueller.com

Mating connector (conditionally pluggable)

BLIDCB 3.5F



Female connectors for fast processing with insulation displacement connectors (IDC) for connecting wires at 3.50 pitch. They provide space for labelling and can be coded.

General ordering data

Type	BLIDCB 3.50/05/-F SN OR ...	Version	Product data	Packaging
Order No.	1751480000	PCB plug-in connector, female plug, 3.50 mm, Number of poles: 5, 90°/270°, IDC terminal, Clamping range, max. : 0.5 mm², Box	IEC: 250 V / 6 A / 0.35 - 0.5 mm²	Box
GTIN (EAN)	4032248174416		UL: 300 V / 7 A / AWG 22 - AWG 20	
Qty.	10 pc(s).			
Type	BLIDCB 3.50/05/-F SN BK ...	Version	Product data	Packaging
Order No.	1770770000	PCB plug-in connector, female plug, 3.50 mm, Number of poles: 5, 90°/270°, IDC terminal, Clamping range, max. : 0.5 mm², Box	IEC: 250 V / 6 A / 0.35 - 0.5 mm²	Box
GTIN (EAN)	4032248174553		UL: 300 V / 7 A / AWG 22 - AWG 20	
Qty.	10 pc(s).			

BL 3.50/180LH

Female connectors with clamping yoke screw system for connecting conductors at 3.50 mm pitch. They provide space for labelling and can be coded.

General ordering data

Type	BL 3.50/05/180LH SN OR ...	Version	Product data	Packaging
Order No.	1687680000	PCB plug-in connector, female plug, 3.50 mm, Number of poles: 5, 180°, Clamping yoke connection, Clamping range, max. : 1.5 mm², Box	IEC: 320 V / 17 A / 0.2 - 1.5 mm²	Box
GTIN (EAN)	4008190853235		UL: 300 V / 10 A / AWG 28 - AWG 14	
Qty.	72 pc(s).			
Type	BL 3.50/05/180LH SN BK ...	Version	Product data	Packaging
Order No.	1687910000	PCB plug-in connector, female plug, 3.50 mm, Number of poles: 5, 180°, Clamping yoke connection, Clamping range, max. : 1.5 mm², Box	IEC: 320 V / 17 A / 0.2 - 1.5 mm²	Box
GTIN (EAN)	4008190853464		UL: 300 V / 10 A / AWG 28 - AWG 14	
Qty.	72 pc(s).			

OMNIMATE Signal - series BL/SL 3.50
SL 3.50/05/90G 3.2SN OR BX

Weidmüller Interface GmbH & Co. KG
Klingenbergstraße 26
D-32758 Detmold
Germany
Fon: +49 5231 14-0
Fax: +49 5231 14-292083
www.weidmueller.com

Mating connector (conditionally pluggable)

BL 3.50/180F

Female connectors with clamping yoke screw system for connecting conductors at 3.50 mm pitch. They provide space for labelling and can be coded.

General ordering data

Type	BL 3.50/05/180F SN OR BX	Version	Product data	Packaging
Order No.	1606670000	PCB plug-in connector, female plug, 3.50 mm, Number of poles: 5,	IEC: 320 V / 17 A / 0.2 - 1.5 mm²	Box
GTIN (EAN)	4008190119720	180°, Clamping yoke connection, Clamping range, max. : 1.5 mm²,	UL: 300 V / 10 A / AWG 28 - AWG 14	
Qty.	72 pc(s).	Box		
Type	BL 3.50/05/180F SN BK BX	Version	Product data	Packaging
Order No.	1615810000	PCB plug-in connector, female plug, 3.50 mm, Number of poles: 5,	IEC: 320 V / 17 A / 0.2 - 1.5 mm²	Box
GTIN (EAN)	4008190062286	180°, Clamping yoke connection, Clamping range, max. : 1.5 mm²,	UL: 300 V / 10 A / AWG 28 - AWG 14	
Qty.	72 pc(s).	Box		
Type	BL 3.50/05/180F SN GY BX	Version	Product data	Packaging
Order No.	1620950000	PCB plug-in connector, female plug, 3.50 mm, Number of poles: 5,	IEC: 320 V / 17 A / 0.2 - 1.5 mm²	Box
GTIN (EAN)	4008190166915	180°, Clamping yoke connection, Clamping range, max. : 1.5 mm²,	UL: 300 V / 10 A / AWG 28 - AWG 14	
Qty.	50 pc(s).	Box		
Type	BL 3.50/05/180F SN DKGN ...	Version	Product data	Packaging
Order No.	1607670000	PCB plug-in connector, female plug, 3.50 mm, Number of poles: 5,	IEC: 320 V / 17 A / 0.2 - 1.5 mm²	Box
GTIN (EAN)	4008190047443	180°, Clamping yoke connection, Clamping range, max. : 1.5 mm²,	UL: 300 V / 10 A / AWG 28 - AWG 14	
Qty.	50 pc(s).	Box		
Type	BL 3.50/05/180F SN OR B ...	Version	Product data	Packaging
Order No.	1740741001	PCB plug-in connector, female plug, 3.50 mm, Number of poles: 5,	IEC: 320 V / 17 A / 0.2 - 1.5 mm²	Box
GTIN (EAN)	4008190961756	180°, Clamping yoke connection, Clamping range, max. : 1.5 mm²,	UL: 300 V / 10 A / AWG 28 - AWG 14	
Qty.	72 pc(s).	Box		

BLIDC 3.5F SN



Female connectors for fast processing with insulation displacement connectors (IDC) for connecting wires at 3.50 pitch. They provide space for labelling and can be coded.

General ordering data

Type	BLIDC 3.50/05/180F SN O ...	Version	Product data	Packaging
Order No.	1751120000	PCB plug-in connector, female plug, 3.50 mm, Number of poles: 5,	IEC: 320 V / 6 A / 0.2 - 0.5 mm²	Box
GTIN (EAN)	4032248146673	90°/270°, IDC terminal, Clamping range, max. : 0.5 mm², Box	UL: 300 V / 7 A / AWG 22 - AWG 20	
Qty.	50 pc(s).			

OMNIMATE Signal - series BL/SL 3.50
SL 3.50/05/90G 3.2SN OR BX

Weidmüller Interface GmbH & Co. KG
Klingenbergstraße 26
D-32758 Detmold
Germany
Fon: +49 5231 14-0
Fax: +49 5231 14-292083
www.weidmueller.com

Mating connector (conditionally pluggable)

BL 3.50/90F

Female connectors with clamping yoke screw system for connecting conductors at 3.50 mm pitch. They provide space for labelling and can be coded.

General ordering data

Type	BL 3.50/05/90F SN BK BX	Version	Product data	Packaging
Order No.	1639270000	PCB plug-in connector, female plug, 3.50 mm, Number of poles: 5,	IEC: 320 V / 12 A / 0.2 - 1.5 mm²	Box
GTIN (EAN)	4008190276812	90°, Clamping yoke connection, Clamping range, max. : 1.5 mm², Box	UL: 300 V / 8 A / AWG 28 - AWG 14	
Qty.	72 pc(s).			
Type	BL 3.50/05/90F SN OR BX	Version	Product data	Packaging
Order No.	1639040000	PCB plug-in connector, female plug, 3.50 mm, Number of poles: 5,	IEC: 320 V / 12 A / 0.2 - 1.5 mm²	Box
GTIN (EAN)	4008190276584	90°, Clamping yoke connection, Clamping range, max. : 1.5 mm², Box	UL: 300 V / 8 A / AWG 28 - AWG 14	
Qty.	72 pc(s).			

BL 3.50/270F

Female connectors with clamping yoke screw system for connecting conductors at 3.50 mm pitch. They provide space for labelling and can be coded.

General ordering data

Type	BL 3.50/05/270F SN OR BX	Version	Product data	Packaging
Order No.	1639960000	PCB plug-in connector, female plug, 3.50 mm, Number of poles: 5,	IEC: 320 V / 12 A / 0.2 - 1.5 mm²	Box
GTIN (EAN)	4008190277512	270°, Clamping yoke connection, Clamping range, max. : 1.5 mm²,	UL: 300 V / 8 A / AWG 28 - AWG 14	
Qty.	72 pc(s).	Box		
Type	BL 3.50/05/270F SN BK BX	Version	Product data	Packaging
Order No.	1640190000	PCB plug-in connector, female plug, 3.50 mm, Number of poles: 5,	IEC: 320 V / 12 A / 0.2 - 1.5 mm²	Box
GTIN (EAN)	4008190277758	270°, Clamping yoke connection, Clamping range, max. : 1.5 mm²,	UL: 300 V / 8 A / AWG 28 - AWG 14	
Qty.	50 pc(s).	Box		

OMNIMATE Signal - series BL/SL 3.50
SL 3.50/05/90G 3.2SN OR BX

Weidmüller Interface GmbH & Co. KG
Klingenbergstraße 26
D-32758 Detmold
Germany
Fon: +49 5231 14-0
Fax: +49 5231 14-292083
www.weidmueller.com

Mating connector (fully pluggable)

BL 3.50/90

Female connectors with clamping yoke screw system for connecting conductors at 3.50 mm pitch. They provide space for labelling and can be coded.

General ordering data

Type	BL 3.50/05/90 SN BK BX	Version	Product data	Packaging
Order No.	1638810000	PCB plug-in connector, female plug, 3.50 mm, Number of poles: 5, 90°, Clamping yoke connection, Clamping range, max. : 1.5 mm², Box	IEC: 320 V / 12 A / 0.2 - 1.5 mm² UL: 300 V / 8 A / AWG 28 - AWG 14	Box
GTIN (EAN)	4008190276355			
Qty.	102 pc(s).			
Type	BL 3.50/05/90 SN OR BX	Version	Product data	Packaging
Order No.	1638580000	PCB plug-in connector, female plug, 3.50 mm, Number of poles: 5, 90°, Clamping yoke connection, Clamping range, max. : 1.5 mm², Box	IEC: 320 V / 12 A / 0.2 - 1.5 mm² UL: 300 V / 8 A / AWG 28 - AWG 14	Box
GTIN (EAN)	4008190276126			
Qty.	102 pc(s).			

BL 3.50/270

Female connectors with clamping yoke screw system for connecting conductors at 3.50 mm pitch. They provide space for labelling and can be coded.

General ordering data

Type	BL 3.50/05/270 SN BK BX	Version	Product data	Packaging
Order No.	1639730000	PCB plug-in connector, female plug, 3.50 mm, Number of poles: 5, 270°, Clamping yoke connection, Clamping range, max. : 1.5 mm², Box	IEC: 320 V / 12 A / 0.2 - 1.5 mm² UL: 300 V / 8 A / AWG 28 - AWG 14	Box
GTIN (EAN)	4008190277284			
Qty.	102 pc(s).			
Type	BL 3.50/05/270 SN OR BX	Version	Product data	Packaging
Order No.	1639500000	PCB plug-in connector, female plug, 3.50 mm, Number of poles: 5, 270°, Clamping yoke connection, Clamping range, max. : 1.5 mm², Box	IEC: 320 V / 12 A / 0.2 - 1.5 mm² UL: 300 V / 8 A / AWG 28 - AWG 14	Box
GTIN (EAN)	4008190277055			
Qty.	102 pc(s).			

OMNIMATE Signal - series BL/SL 3.50
SL 3.50/05/90G 3.2SN OR BX

Weidmüller Interface GmbH & Co. KG
Klingenbergstraße 26
D-32758 Detmold
Germany
Fon: +49 5231 14-0
Fax: +49 5231 14-292083
www.weidmueller.com

Mating connector (fully pluggable)

BLIDC 3.5 SN

Female connectors for fast processing with insulation displacement connectors (IDC) for connecting wires at 3.50 pitch. They provide space for labelling and can be coded.

General ordering data

Type	BLIDC 3.50/05/180 SN OR ...	Version	Product data	Packaging
Order No.	1750820000	PCB plug-in connector, female plug, 3.50 mm, Number of poles: 5,	IEC: 320 V / 6 A / 0.2 - 0.5 mm²	Box
GTIN (EAN)	4032248146116	90°/270°, IDC terminal, Clamping range, max. : 0.5 mm², Box	UL: 300 V / 7 A / AWG 22 - AWG 20	
Qty.	50 pc(s).			

BL 3.50/180

Female connectors with clamping yoke screw system for connecting conductors at 3.50 mm pitch. They provide space for labelling and can be coded.

General ordering data

Type	BL 3.50/05/180 SN OR BX ...	Version	Product data	Packaging
Order No.	1740651001	PCB plug-in connector, female plug, 3.50 mm, Number of poles: 5,	IEC: 320 V / 17 A / 0.2 - 1.5 mm²	Box
GTIN (EAN)	4008190961565	180°, Clamping yoke connection, Clamping range, max. : 1.5 mm²,	UL: 300 V / 10 A / AWG 28 - AWG 14	
Qty.	102 pc(s).	Box		
Type	BL 3.50/05/180 SN DKGN ...	Version	Product data	Packaging
Order No.	1600430000	PCB plug-in connector, female plug, 3.50 mm, Number of poles: 5,	IEC: 320 V / 17 A / 0.2 - 1.5 mm²	Box
GTIN (EAN)	4008190148355	180°, Clamping yoke connection, Clamping range, max. : 1.5 mm²,	UL: 300 V / 10 A / AWG 28 - AWG 14	
Qty.	102 pc(s).	Box		
Type	BL 3.50/05/180 SN BK BX	Version	Product data	Packaging
Order No.	1614090000	PCB plug-in connector, female plug, 3.50 mm, Number of poles: 5,	IEC: 320 V / 17 A / 0.2 - 1.5 mm²	Box
GTIN (EAN)	4008190019310	180°, Clamping yoke connection, Clamping range, max. : 1.5 mm²,	UL: 300 V / 10 A / AWG 28 - AWG 14	
Qty.	102 pc(s).	Box		
Type	BL 3.50/05/180 SN GY BX	Version	Product data	Packaging
Order No.	1620480000	PCB plug-in connector, female plug, 3.50 mm, Number of poles: 5,	IEC: 320 V / 17 A / 0.2 - 1.5 mm²	Box
GTIN (EAN)	4008190157500	180°, Clamping yoke connection, Clamping range, max. : 1.5 mm²,	UL: 300 V / 10 A / AWG 28 - AWG 14	
Qty.	50 pc(s).	Box		
Type	BL 3.50/05/180 SN OR BX	Version	Product data	Packaging
Order No.	1597390000	PCB plug-in connector, female plug, 3.50 mm, Number of poles: 5,	IEC: 320 V / 17 A / 0.2 - 1.5 mm²	Box
GTIN (EAN)	4008190134785	180°, Clamping yoke connection, Clamping range, max. : 1.5 mm²,	UL: 300 V / 10 A / AWG 28 - AWG 14	
Qty.	102 pc(s).	Box		

OMNIMATE Signal - series BL/SL 3.50
SL 3.50/05/90G 3.2SN OR BX

Weidmüller Interface GmbH & Co. KG
Klingenbergstraße 26
D-32758 Detmold
Germany
Fon: +49 5231 14-0
Fax: +49 5231 14-292083
www.weidmueller.com

Mating connector (fully pluggable)

BLF 3.50/180

Connect efficiently - in a small space: female header with spring connection (PUSH IN) as a plug-in connection level; used together with male headers in 3.50 mm pitch.

General ordering data

Type	BLF 3.50/05/180 SN BK BX	Version	Product data	Packaging
Order No.	2459310000	PCB plug-in connector, female plug, 3.50 mm, Number of poles: 5, 180°, PUSH IN, Spring connection, Clamping range, max. : 1.5 mm², Box	IEC: 320 V / 17.5 A / 0.14 - 1.5 mm² UL: 300 V / AWG 26 - AWG 16	Box
GTIN (EAN)	4050118474664			
Qty.	102 pc(s).			
Type	BLF 3.50/05/180 SN OR BX	Version	Product data	Packaging
Order No.	2459080000	PCB plug-in connector, female plug, 3.50 mm, Number of poles: 5, 180°, PUSH IN, Spring connection, Clamping range, max. : 1.5 mm², Box	IEC: 320 V / 17.5 A / 0.14 - 1.5 mm² UL: 300 V / AWG 26 - AWG 16	Box
GTIN (EAN)	4050118474435			
Qty.	102 pc(s).			

BLIDCB 3.5

Female connectors for fast processing with insulation displacement connectors (IDC) for connecting wires at 3.50 pitch. They provide space for labelling and can be coded.

General ordering data

Type	BLIDCB 3.50/05/- SN OR ...	Version	Product data	Packaging
Order No.	1751410000	PCB plug-in connector, female plug, 3.50 mm, Number of poles: 5, 90°/270°, IDC terminal, Clamping range, max. : 0.5 mm², Box	IEC: 250 V / 6 A / 0.35 - 0.5 mm² UL: 300 V / 7 A / AWG 22 - AWG 20	Box
GTIN (EAN)	4032248174348			
Qty.	10 pc(s).			
Type	BLIDCB 3.50/05/- SN BK ...	Version	Product data	Packaging
Order No.	1770700000	PCB plug-in connector, female plug, 3.50 mm, Number of poles: 5, 90°/270°, IDC terminal, Clamping range, max. : 0.5 mm², Box	IEC: 250 V / 6 A / 0.35 - 0.5 mm² UL: 300 V / 7 A / AWG 22 - AWG 20	Box
GTIN (EAN)	4032248174485			
Qty.	10 pc(s).			

OMNIMATE Signal - series BL/SL 3.50
SL 3.50/05/90G 3.2SN OR BX

Weidmüller Interface GmbH & Co. KG
Klingenbergstraße 26
D-32758 Detmold
Germany
Fon: +49 5231 14-0
Fax: +49 5231 14-292083
www.weidmueller.com

Accessories

LED Light guides

Effective: the link between LED and front panel.
Floodlight indicators allow users to monitor the switching states without requiring a special design: optical plastic directs the light from standard LEDs around a bend into the connectors or through the front plate.
The fibre-optic elements are simply clipped behind the relevant 90° bend male connectors (90° outlet direction).
Versions with different incoming light beam heights achieve maximum light efficiency for LEDs with different designs or heights.
The advantages compared to conventional solutions:

- No additional LED circuit board required behind the front panel
- No "long-legged" LEDs with separate mounting required
- Bent fibre-optic cable line for maximum light efficiency
- Uncomplicated front plate bore holes due to circular shape of outgoing light beam
- Easy to maintain correct clearance and creepage distance
- Can be partitioned for smaller pole numbers

The result: simplified manufacturing process, reduced costs and simplified design

General ordering data

Type	SL 3.5 FLA 4.0/1.75/8	Version	Product data	Packaging
Order No.	1597650000	PCB plug-in connector, Accessories, Flood-light display, Transparent,		Box
GTIN (EAN)	4008190027773	Number of poles: 1		
Qty.	50 pc(s).			
Type	SL 3.5 FLA 2.3/1.75/8	Version	Product data	Packaging
Order No.	1597640000	PCB plug-in connector, Accessories, Flood-light display, Transparent,		Box
GTIN (EAN)	4008190011321	Number of poles: 1		
Qty.	25 pc(s).			
Type	SL 3.5 FLA 1.5/8	Version	Product data	Packaging
Order No.	1597510000	PCB plug-in connector, Accessories, Flood-light display, Transparent,		Box
GTIN (EAN)	4008190127541	Number of poles: 1		
Qty.	50 pc(s).			
Type	SL 3.5 FLA 2.3/8	Version	Product data	Packaging
Order No.	1597520000	PCB plug-in connector, Accessories, Flood-light display, Transparent,		Box
GTIN (EAN)	4008190120566	Number of poles: 1		
Qty.	50 pc(s).			
Type	SL 3.5 FLA 4.0/8	Version	Product data	Packaging
Order No.	1597530000	PCB plug-in connector, Accessories, Flood-light display, Transparent,		Box
GTIN (EAN)	4008190075699	Number of poles: 1		
Qty.	50 pc(s).			
Type	SL 3.5 FLA 1.5/1.75/8	Version	Product data	Packaging
Order No.	1597630000	PCB plug-in connector, Accessories, Flood-light display, Transparent,		Box
GTIN (EAN)	4008190148386	Number of poles: 1		
Qty.	50 pc(s).			

OMNIMATE Signal - series BL/SL 3.50
SL 3.50/05/90G 3.2SN OR BX

Weidmüller Interface GmbH & Co. KG
Klingenbergstraße 26
D-32758 Detmold
Germany
Fon: +49 5231 14-0
Fax: +49 5231 14-292083
www.weidmueller.com

Accessories

Coding elements

Only connects what is supposed to be connected: the right connection at the right place.
Coding elements and locking devices clearly assign connecting elements during the manufacturing process and operation
The coding elements and locking devices are inserted prior to assembly or during the cable assembly phase.
The Weidmüller alternative: configure online using the variant configurator to precode prior to delivery.
Incorrect assembly on the circuit board and incorrect plugging of connecting elements is no longer possible.
The advantage: no troubleshooting during manufacture and no operational errors by the user.

General ordering data

Type	BL SL 3.5 KO OR	Version	Product data	Packaging
Order No.	1693430000	PCB plug-in connector, Accessories, Coding element, orange, Number		Box
GTIN (EAN)	4008190867447	of poles: 1		
Qty.	100 pc(s).			
Type	BL SL 3.5 KO SW	Version	Product data	Packaging
Order No.	1610100000	PCB plug-in connector, Accessories, Coding element, black, Number		Box
GTIN (EAN)	4008190187637	of poles: 1		
Qty.	100 pc(s).			

Additional accessories

No task is too small when creating the perfect solution. br />
Connections form just one part of the overall process. Small details are often the key to the perfect solution in applications where potentials are tested, grouped or even isolated.
A system is not a system without small but useful details:
- Test plugs - ensure reliable pick-up from diagnostic sockets
- Cross-connectors - ensure a stable electrical distribution contact directly at the connection
- Compartment partition elements - divide a large number of male connectors into several separate socket connector channels
- Locks and clips - optional vibration-resistant clip-on connection or mounting for male and female connectors

In tandem with the manufacturing process and application - more accessories = smaller workload

General ordering data

Type	BL/SL 3.50 VR OR BX	Version	Product data
Order No.	1669310000	PCB plug-in connector, Accessories, Latches, orange, Number of poles:	
GTIN (EAN)	4008190428488	1	
Qty.	100 pc(s).		

OMNIMATE Signal - series BL/SL 3.50
SL 3.50/05/90G 3.2SN OR BX

Weidmüller Interface GmbH & Co. KG
Klingenbergstraße 26
D-32758 Detmold
Germany
Fon: +49 5231 14-0
Fax: +49 5231 14-292083
www.weidmueller.com

Accessories

Type	BL/SL 3.50 VR BK BX	Version	Product data
Order No.	1669300000	PCB plug-in connector, Accessories, Latches, black, Number of poles:	
GTIN (EAN)	4008190428471	1	
Qty.	100 pc(s).		

Dimensions without tolerances are no check dimensions

The English version is binding

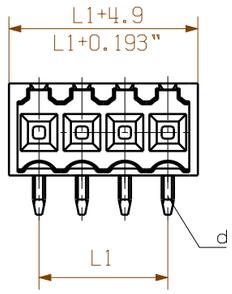

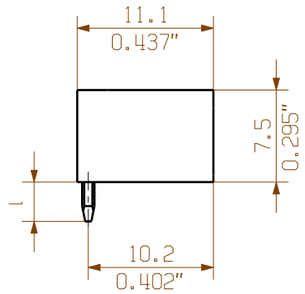

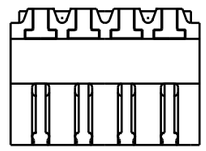

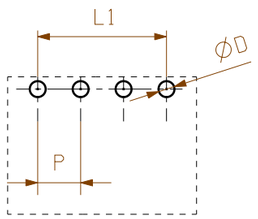

hole pattern

n Polzahl/ no of poles	L1	Toleranz/ tolerance L1
24	80.5	+/-0.2
23	77.0	
22	73.5	
21	70.0	
20	66.5	
19	63.0	
18	59.5	
17	56.0	
16	52.5	
15	49.0	
14	45.5	
13	42.0	+/-0.15
12	38.5	
11	35.0	
10	31.5	
9	28.0	+/-0.1
8	24.5	
7	21.0	
6	17.5	
5	14.0	
4	10.5	
3	7.0	
2	3.5	

pin length l/ Stiftlänge l	tolerance/ Toleranz
1,5	0,1
	-0,3
3,2	0,1
	-0,3
4,5	0,1
	-0,3

P = 3.50 Raster Pitch

D = Ø1,3 +0.1
Ø0.051" +0.1

d = 1,2mm oktogonal
0.047" octogonal

SHOWN: SL 3.50/04/90G

For the mounting of PCBs, it should be noted that the rated data given in the catalogue relates only to the connection elements. The neccessary creepage and clearance paths must be observed in connection with the respective applicant in accordance to VDE 0110. The current-carrying capacity and pitch tolerance is to be determined according to DIN IEC 326 part 3 very fine.

Weidmueller connectors are tested to the DIN VDE 0627 standard, and are valid for its field of application. Provided that the connectors are used to the intended purpose, all requirements with respect to the occuring of electrical, mechanical, thermic and corrosive stress will be satisfied.

General tolerance:
DIN ISO 2768-mK

RoHS COMPLIANT

96310/5
06.07.17 HELIS_MA 00
.
Modification

Cat.no.: .

Weidmüller

3 19670 (48)
Drawing no. Issue no.

Sheet 02 of 03 sheets

	Date	Name
Drawn	21.08.2008	HELIS_MA
Responsible		AMANN_A
Checked	20.09.2017	HERTEL_S
Approved		LANG_T

Scale: 5/1

Supersedes: .

SL 3.50/../90...

STIFTLEISTE
MALE HEADER

Product file: SL 3.50 7296

The reproduction, distribution and utilization of this document as well as the communication of its contents to others without explicit authorization is prohibited.
Offenders will be held liable for the payment of damages. Weidmueller exclusively reserves the right to file for patents, utility models or designs.
© Weidmueller Interface GmbH & Co. KG

Recommended wave solderding profiles

Weidmüller Interface GmbH & Co. KG
Klingenbergstraße 16
D-32758 Detmold
Germany
Fon: +49 5231 14-0
Fax: +49 5231 14-292083
www.weidmueller.com

Single Wave:

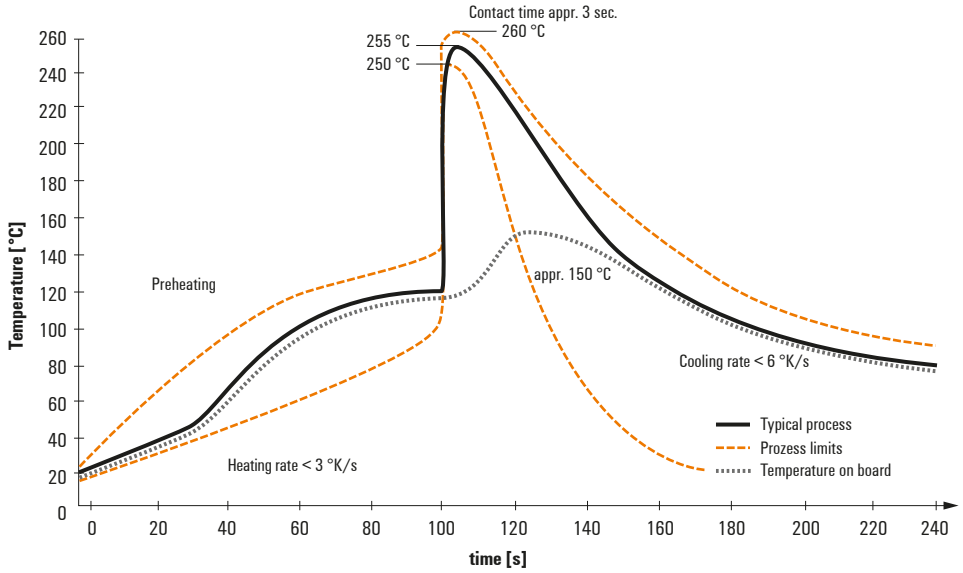

Double Wave:

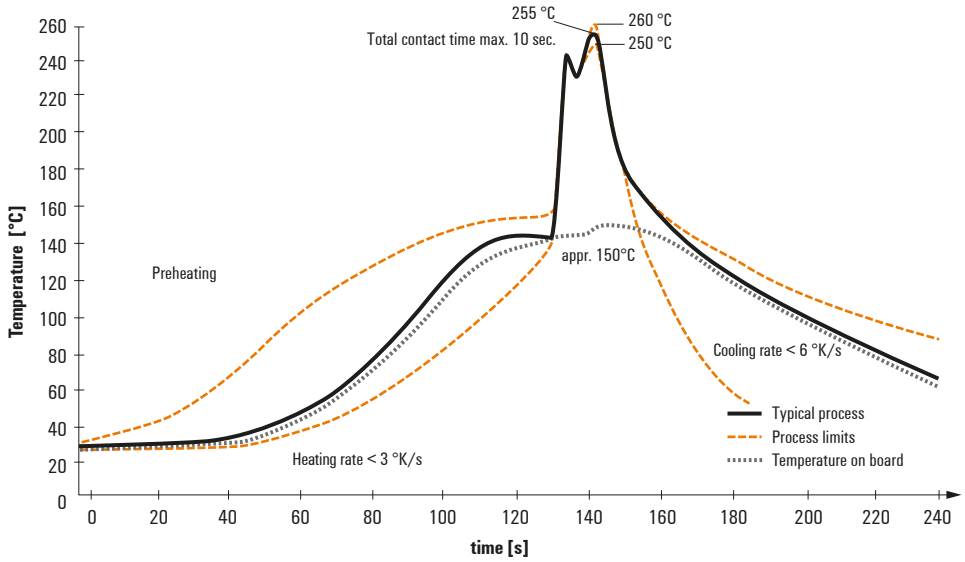

Wave soldering profiles

Wired connection elements should be processed in accordance with the DIN EN 61760-1 standard. We have included two recommendations for practical wave soldering profiles, with which Weidmüller PCB terminals and connectors are qualified.

When choosing a suitable profile for your application, the following factors also need to be considered:
- PCB thickness
- Proportion of Cu in the layers
- Single/double-sided assembly
- Product range
- Heating and cooling rates

The single and double wave profiles each indicate the recommended operating range, including the maximum soldering temperature of 260°C. In practice, the maximum soldering temperature is quite often well below the above maximum profile.

We reserve the right to make technical changes.