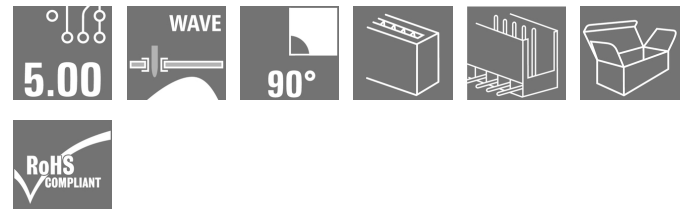


## OMNIMATE Signal - series BL/SL 5.00 SL 5.00/18/90 3.2SN OR BX

**Weidmüller Interface GmbH & Co. KG**  
Klingenbergstraße 26  
D-32758 Detmold  
Germany  
Fon: +49 5231 14-0  
Fax: +49 5231 14-292083  
www.weidmueller.com



Similar to illustration

Male connectors with 90° outlet direction. The solder pin length is optimised for wave flow soldering. The pin headers provide space for labelling and can be coded.

### General ordering data

|              |   |
|--------------|---|
| Type         | SL 5.00/18/90 3.2SN OR BX   |
| Order No.    | <a href="#">1571280000</a>  |
| Version      | PCB plug-in connector, male header, open side, THT solder connection, 5.00 mm, Number of poles: 18, 90°, Solder pin length (l): 3.2 mm, tinned, orange, Box |
| GTIN (EAN)   | 4008 190027285  |
| Qty.         | 20 pc(s).   |
| Product data | IEC: 400 V / 18 A<br>UL: 300 V / 15 A   |
| Packaging    | Box   |

Creation date May 3, 2020 11:28:03 PM CEST

**OMNIMATE Signal - series BL/SL 5.00  
SL 5.00/18/90 3.2SN OR BX**

**Weidmüller Interface GmbH & Co. KG**  
Klingenbergstraße 26  
D-32758 Detmold  
Germany  
Fon: +49 5231 14-0  
Fax: +49 5231 14-292083  
www.weidmueller.com

**Technical data****Dimensions and weights**

|                          |            |                 |            |
|--------------------------|------------|-----------------|------------|
| Width                    | 90 mm      | Width (inches)  | 3.543 inch |
| Height                   | 11.6 mm    | Height (inches) | 0.457 inch |
| Height of lowest version | 8.4 mm     | Depth           | 12 mm      |
| Depth (inches)           | 0.472 inch | Net weight      | 6.9 g      |

**System specifications**

| Product family                             | OMNIMATE Signal - series BL/SL 5.00 | Type of connection                           | Board connection                |
|--|-------------------------------------|--|---------------------------------|
| Mounting onto the PCB                      | THT solder connection               | Pitch in mm (P)                              | 5 mm                            |
| Pitch in inches (P)                        | 0.197 inch                          | Outgoing elbow                               | 90°                             |
| Number of poles                            | 18                                  | Number of solder pins per pole               | 1                               |
| Solder pin length (l)                      | 3.2 mm                              | Solder pin length tolerance                  | +0.1 / -0.2 mm                  |
| Tolerance of solder pin position           | ± 0.20 mm                           | Solder pin dimensions                        | d = 1.2 mm, Octagonal           |
| Solder pin dimensions = d tolerance        | 0 / -0,03 mm                        | Solder eyelet hole diameter (D)              | 1.3 mm                          |
| Solder eyelet hole diameter tolerance (D)+ | 0,1 mm                              | L1 in mm                                     | 85 mm                           |
| L1 in inches                               | 3.346 inch                          | Number of rows                               | 1                               |
| Pin series quantity                        | 1                                   | Touch-safe protection acc. to DIN VDE 57 106 | Safe from finger touch, plugged |
| Touch-safe protection acc. to DIN VDE 0470 | IP20 plugged                        | Volume resistance                            | ≤ 5mΩ                           |
| Can be coded                               | Yes                                 | Plugging cycles                              | 25                              |
| Plugging force/pole, max.                  | 10 N                                | Pulling force/pole, max.                     | 8 N                             |

**Material data**

|                                       |                            |                                       |                            |
|---------------------------------------|----------------------------|---------------------------------------|----------------------------|
| Insulating material                   | PBT                        | Colour                                | orange                     |
| Colour chart (similar)                | RAL 2000                   | Insulating material group             | IIIa                       |
| Comparative Tracking Index (CTI)      | ≥ 200                      | Insulation strength                   | ≥ 10 <sup>8</sup> Ω        |
| UL 94 flammability rating             | V-0                        | GWFI                                  | 960 °C                     |
| Contact material                      | CuSn                       | Contact surface                       | tinned                     |
| Layer structure of solder connection  | 1-3 μm Ni / 2-4 μm Sn matt | Layer structure of plug contact       | 1-3 μm Ni / 2-4 μm Sn matt |
| Storage temperature, min.             | -25 °C                     | Storage temperature, max.             | 50 °C                      |
| Max. relative humidity during storage | 70 %                       | Operating temperature, min.           | -50 °C                     |
| Operating temperature, max.           | 100 °C                     | Temperature range, installation, min. | -25 °C                     |
| Temperature range, installation, max. | 100 °C                     |                                       |                            |


**Rated data acc. to IEC**

|   |                        |   |                   |
|---|------------------------|---|-------------------|
| tested acc. to standard   | IEC 60664-1, IEC 61984 | Rated current, min. number of poles (Tu=20°C)                         | 18 A              |
| Rated current, max. number of poles (Tu=20°C)                             | 14.5 A                 | Rated current, min. number of poles (Tu=40°C)                         | 15 A              |
| Rated current, max. number of poles (Tu=40°C)                             | 12 A                   | Rated voltage for surge voltage class / pollution degree II/2         | 400 V             |
| Rated voltage for surge voltage class / pollution degree III/2            | 320 V                  | Rated voltage for surge voltage class / pollution degree III/3        | 250 V             |
| Rated impulse voltage for surge voltage class/ pollution degree II/2      | 4 kV                   | Rated impulse voltage for surge voltage class/ pollution degree III/2 | 4 kV              |
| Rated impulse voltage for surge voltage class/ contamination degree III/3 | 4 kV                   | Short-time withstand current resistance                               | 3 x 1s with 120 A |


**OMNIMATE Signal - series BL/SL 5.00  
SL 5.00/18/90 3.2SN OR BX**

**Weidmüller Interface GmbH & Co. KG**  
 Klingenbergstraße 26  
 D-32758 Detmold  
 Germany  
 Fon: +49 5231 14-0  
 Fax: +49 5231 14-292083  
 www.weidmueller.com

**Technical data****Rated data acc. to CSA**

|                                   |   |                                   |                |
|-----------------------------------|---|-----------------------------------|----------------|
| Institute (CSA)                   |  | Certificate No. (CSA)             | 200039-1121690 |
| Rated voltage (Use group B / CSA) | 300 V   | Rated voltage (Use group D / CSA) | 300 V          |
| Rated current (Use group B / CSA) | 15 A  | Rated current (Use group D / CSA) | 10 A           |
| Reference to approval values      | Specifications are maximum values, details - see approval certificate.            |                                   |                |

**Rated data acc. to UL 1059**

|                                       |   |                                       |        |
|---------------------------------------|---|---------------------------------------|--------|
| Institute (UR)                        |  | Certificate No. (UR)                  | E60693 |
| Rated voltage (Use group B / UL 1059) | 300 V   | Rated voltage (Use group D / UL 1059) | 300 V  |
| Rated current (Use group B / UL 1059) | 15 A  | Rated current (Use group D / UL 1059) | 10 A   |
| Reference to approval values          | Specifications are maximum values, details - see approval certificate.            |                                       |        |

**Packing**

|           |       |            |        |
|-----------|-------|------------|--------|
| Packaging | Box   | VPE length | 39 mm  |
| VPE width | 91 mm | VPE height | 128 mm |

**Classifications**

|             |             |            |             |
|-------------|-------------|------------|-------------|
| ETIM 6.0    | EC002637    | ETIM 7.0   | EC002637    |
| eClass 9.0  | 27-44-04-02 | eClass 9.1 | 27-44-04-02 |
| eClass 10.0 | 27-44-04-02 | UNSPSC     | 30-21-18-10 |

**Notes**

|                |  |
|----------------|--|
| Notes          | <ul style="list-style-type: none"> <li>• Additional colours on request</li> <li>• Gold-plated contact surfaces on request</li> <li>• Rated current related to rated cross-section &amp; min. No. of poles.</li> <li>• P on drawing = pitch</li> <li>• Rated data refer only to the component itself. Clearance and creepage distances to other components are to be designed in accordance with the relevant application standards.</li> </ul> |
| IPC conformity | Conformity: The products are developed, manufactured and delivered according international recognized standards and norms and comply with the assured properties in the data sheet resp. fulfill decorative properties in accordance with IPC-A-610 "Class 2". Further claims on the products can be evaluated on request.   |

**Data sheet****OMNIMATE Signal - series BL/SL 5.00  
SL 5.00/18/90 3.2SN OR BX**

**Weidmüller Interface GmbH & Co. KG**  
Klingenbergstraße 26  
D-32758 Detmold  
Germany  
Fon: +49 5231 14-0  
Fax: +49 5231 14-292083  
www.weidmueller.com

**Technical data****Approvals**

Approvals



ROHS

Conform

**Downloads**Approval/Certificate/Document of  
Conformity[Declaration of the Manufacturer](#)

Brochure/Catalogue

[FL DRIVES EN](#)  
[MB DEVICE MANUF. EN](#)  
[FL DRIVES DE](#)  
[CAT 2 PORTFOLIOGUIDE EN](#)  
[FL BUILDING SAFETY EN](#)  
[FL APPL LED LIGHTING EN](#)  
[FL INDUSTR.CONTROLS EN](#)  
[FL MACHINE SAFETY EN](#)  
[FL HEATING ELECTR EN](#)  
[FL APPL INVERTER EN](#)  
[FL\\_BASE\\_STATION\\_EN](#)  
[FL ELEVATOR EN](#)  
[FL POWER SUPPLY EN](#)  
[FL 72H SAMPLE SER EN](#)  
[PO OMNIMATE EN](#)

Engineering Data

[SL.zip](#)

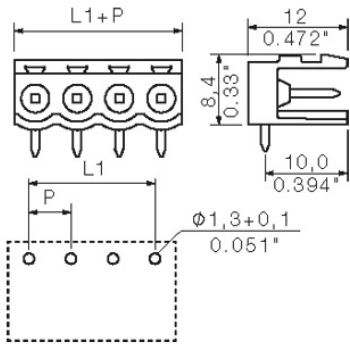
**Data sheet**

**OMNIMATE Signal - series BL/SL 5.00  
SL 5.00/18/90 3.2SN OR BX**

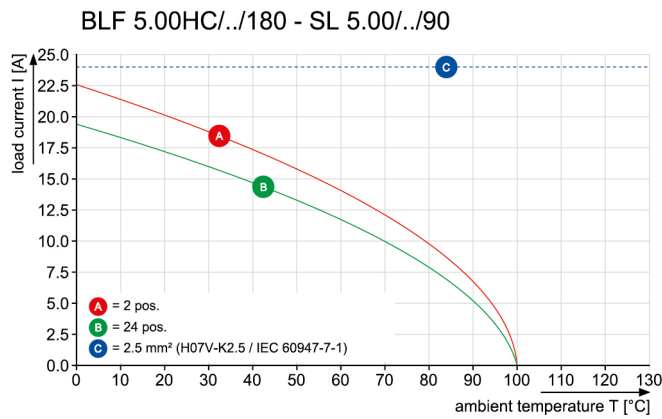
**Weidmüller Interface GmbH & Co. KG**  
Klingenbergstraße 26  
D-32758 Detmold  
Germany  
Fon: +49 5231 14-0  
Fax: +49 5231 14-292083  
www.weidmueller.com

**Drawings**

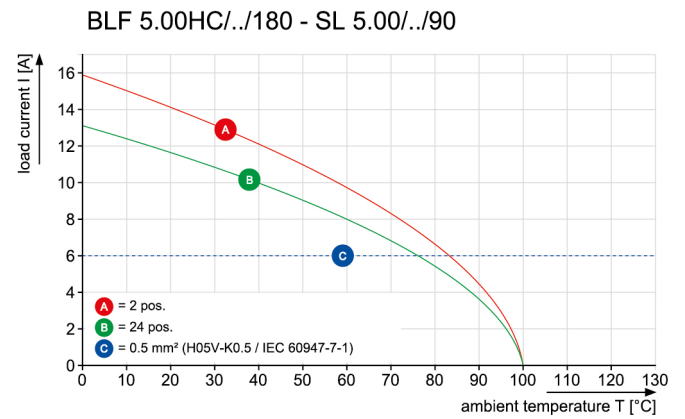
**Dimensional drawing**



**Graph**



**Graph**



**OMNIMATE Signal - series BL/SL 5.00  
SL 5.00/18/90 3.2SN OR BX**

**Weidmüller Interface GmbH & Co. KG**  
Klingenbergstraße 26  
D-32758 Detmold  
Germany  
Fon: +49 5231 14-0  
Fax: +49 5231 14-292083  
www.weidmueller.com

**Mating connector (conditionally pluggable)**

**BLT 5.08HC/180B**



Female plugs with TOP screw connection system for connecting wires with straight 180° outlet direction. The female connectors provide space for labelling and can be coded. HC = High Current.

**General ordering data**

| Type       | BLT 5.08HC/18/180B SN O ... | Version  | Product data                                  | Packaging |
|------------|-----------------------------|--|---|-----------|
| Order No.  | <a href="#">1503460000</a>  | PCB plug-in connector, female plug, 5.08 mm, Number of poles: 18,      | IEC: 400 V / 27 A / 0.2 - 2.5 mm <sup>2</sup> | Box       |
| GTIN (EAN) | 4008190181215               | 180°, TOP connection, Clamping range, max. : 2.5 mm <sup>2</sup> , Box | UL: 300 V / 17 A / AWG 26 - AWG 14            |           |
| Qty.       | 18 pc(s).                   |  |   |           |

**OMNIMATE Signal - series BL/SL 5.00  
SL 5.00/18/90 3.2SN OR BX**

**Weidmüller Interface GmbH & Co. KG**  
Klingenbergstraße 26  
D-32758 Detmold  
Germany  
Fon: +49 5231 14-0  
Fax: +49 5231 14-292083  
www.weidmuller.com

**Mating connector (fully pluggable)**
**BLZP 5.00HC/90 SN**


Female plugs with clamping-yoke connection for connecting wires with a right-angle (90° or 270°) outlet direction. The female connectors provide space for labelling and can be coded. Fastened by means of a flange or release latch. They also provide an integrated plus/minus screw, protection against faulty insertion of the wire, and they are delivered with open clamping yokes. HC = High Current.

**General ordering data**

| Type       | BLZP 5.00HC/18/90 SN OR ... | Version   | Product data                                | Packaging |
|------------|-----------------------------|---|---|-----------|
| Order No.  | <a href="#">1957900000</a>  | PCB plug-in connector, female plug, 5.00 mm, Number of poles: 18,             | IEC: 400 V / 23 A / 0.2 - 4 mm <sup>2</sup> | Box       |
| GTIN (EAN) | 4032248637003               | 90°, Clamping yoke connection, Clamping range, max. : 4 mm <sup>2</sup> , Box | UL: 300 V / 20 A / AWG 26 - AWG 12          |           |
| Qty.       | 18 pc(s).                   |   |   |           |
| Type       | BLZP 5.00HC/18/90 SN BK ... | Version   | Product data                                | Packaging |
| Order No.  | <a href="#">1958430000</a>  | PCB plug-in connector, female plug, 5.00 mm, Number of poles: 18,             | IEC: 400 V / 23 A / 0.2 - 4 mm <sup>2</sup> | Box       |
| GTIN (EAN) | 4032248637232               | 90°, Clamping yoke connection, Clamping range, max. : 4 mm <sup>2</sup> , Box | UL: 300 V / 20 A / AWG 26 - AWG 12          |           |
| Qty.       | 18 pc(s).                   |   |   |           |

**BLF 5.00HC/180 SN**


Just as reliable as the millionfold proven original and featuring innovative details:  
The BLF 5.00HC PUSH IN version of the BLZ 5.00HC female connector features a new connection system and a more compact design. Weidmüller's innovative PUSH IN spring connection system stands for the future of easy and tool-free wire connection. HC = High Current. In terms of versatility, the BLF 5.00HC offers just as much as the older versions:

- 3 tested-and-proven wire outlet directions provide the usual flexibility for application-specific design
- 4 flange variations and the patented release latch allow the locking concept to be based on the requirements of the user

**General ordering data**

| Type       | BLF 5.00HC/18/180 SN OR ... | Version   | Product data                                  | Packaging |
|------------|-----------------------------|---|---|-----------|
| Order No.  | <a href="#">1018050000</a>  | PCB plug-in connector, female plug, 5.00 mm, Number of poles: 18,                   | IEC: 400 V / 23 A / 0.2 - 2.5 mm <sup>2</sup> | Box       |
| GTIN (EAN) | 4032248728510               | 180°, PUSH IN, Spring connection, Clamping range, max. : 3.31 mm <sup>2</sup> , Box | UL: 300 V / 18.5 A / AWG 26 - AWG 12          |           |
| Qty.       | 18 pc(s).                   |   |   |           |
| Type       | BLF 5.00HC/18/180 SN BK ... | Version   | Product data                                  | Packaging |
| Order No.  | <a href="#">1017850000</a>  | PCB plug-in connector, female plug, 5.00 mm, Number of poles: 18,                   | IEC: 400 V / 23 A / 0.2 - 2.5 mm <sup>2</sup> | Box       |
| GTIN (EAN) | 4032248728688               | 180°, PUSH IN, Spring connection, Clamping range, max. : 3.31 mm <sup>2</sup> , Box | UL: 300 V / 18.5 A / AWG 26 - AWG 12          |           |
| Qty.       | 18 pc(s).                   |   |   |           |

**OMNIMATE Signal - series BL/SL 5.00  
SL 5.00/18/90 3.2SN OR BX**

**Weidmüller Interface GmbH & Co. KG**  
Klingenbergstraße 26  
D-32758 Detmold  
Germany  
Fon: +49 5231 14-0  
Fax: +49 5231 14-292083  
www.weidmuller.com

**Mating connector (fully pluggable)****BLZP 5.00HC/270 SN**

Female plugs with clamping-yoke connection for connecting wires with a right-angle (90° or 270°) outlet direction. The female connectors provide space for labelling and can be coded. Fastened by means of a flange or release latch. They also provide an integrated plus/minus screw, protection against faulty insertion of the wire, and they are delivered with open clamping yokes. HC = High Current.

**General ordering data**

| Type       | BLZP 5.00HC/18/270 SN O ... | Version   | Product data                                | Packaging |
|------------|-----------------------------|---|---|-----------|
| Order No.  | <a href="#">1958720000</a>  | PCB plug-in connector, female plug, 5.00 mm, Number of poles: 18,             | IEC: 400 V / 23 A / 0.2 - 4 mm <sup>2</sup> | Box       |
| GTIN (EAN) | 4032248637553               | 90°, Clamping yoke connection, Clamping range, max. : 4 mm <sup>2</sup> , Box | UL: 300 V / 20 A / AWG 26 - AWG 12          |           |
| Qty.       | 18 pc(s).                   |   |   |           |
| Type       | BLZP 5.00HC/18/270 SN B ... | Version   | Product data                                | Packaging |
| Order No.  | <a href="#">1958940000</a>  | PCB plug-in connector, female plug, 5.00 mm, Number of poles: 18,             | IEC: 400 V / 23 A / 0.2 - 4 mm <sup>2</sup> | Box       |
| GTIN (EAN) | 4032248637874               | 90°, Clamping yoke connection, Clamping range, max. : 4 mm <sup>2</sup> , Box | UL: 300 V / 20 A / AWG 26 - AWG 12          |           |
| Qty.       | 18 pc(s).                   |   |   |           |

**BLF 5.00HC/90 SN**

Just as reliable as the millionfold proven original and featuring innovative details:  
The BLF 5.00HC PUSH IN version of the BLZ 5.00HC female connector features a new connection system and a more compact design. Weidmüller's innovative PUSH IN spring connection system stands for the future of easy and tool-free wire connection. HC = High Current. In terms of versatility, the BLF 5.00HC offers just as much as the older versions:

- 3 tested-and-proven wire outlet directions provide the usual flexibility for application-specific design
- 4 flange variations and the patented release latch allow the locking concept to be based on the requirements of the user

**General ordering data**

| Type       | BLF 5.00HC/18/90 SN OR ... | Version  | Product data                                  | Packaging |
|------------|----------------------------|--|---|-----------|
| Order No.  | <a href="#">1980330000</a> | PCB plug-in connector, female plug, 5.00 mm, Number of poles: 18,                  | IEC: 400 V / 24 A / 0.2 - 2.5 mm <sup>2</sup> | Box       |
| GTIN (EAN) | 4032248675418              | 90°, PUSH IN, Spring connection, Clamping range, max. : 3.31 mm <sup>2</sup> , Box | UL: 300 V / 18.5 A / AWG 26 - AWG 12          |           |
| Qty.       | 18 pc(s).                  |  |   |           |
| Type       | BLF 5.00HC/18/90 SN BK ... | Version  | Product data                                  | Packaging |
| Order No.  | <a href="#">1979430000</a> | PCB plug-in connector, female plug, 5.00 mm, Number of poles: 18,                  | IEC: 400 V / 24 A / 0.2 - 2.5 mm <sup>2</sup> | Box       |
| GTIN (EAN) | 4032248674633              | 90°, PUSH IN, Spring connection, Clamping range, max. : 3.31 mm <sup>2</sup> , Box | UL: 300 V / 18.5 A / AWG 26 - AWG 12          |           |
| Qty.       | 18 pc(s).                  |  |   |           |



**OMNIMATE Signal - series BL/SL 5.00  
SL 5.00/18/90 3.2SN OR BX**

**Weidmüller Interface GmbH & Co. KG**  
Klingenbergstraße 26  
D-32758 Detmold  
Germany  
Fon: +49 5231 14-0  
Fax: +49 5231 14-292083  
www.weidmueller.com

**Mating connector (fully pluggable)**
**BLZP 5.00HC/180 SN**


Female plug with clamping-yoke screw system for connecting wires with straight (180°) outlet direction. The female connectors provide space for labelling and can be coded. Fastened by means of a flange or release latch. They also provide an integrated plus/minus screw, protection against faulty insertion of the wire, and they are delivered with open clamping yokes. HC = High Current.

**General ordering data**

| Type       | BLZP 5.00HC/18/180 SN O ... | Version  | Product data                                | Packaging |
|------------|-----------------------------|--|---|-----------|
| Order No.  | <a href="#">1954320000</a>  | PCB plug-in connector, female plug, 5.00 mm, Number of poles: 18,              | IEC: 400 V / 23 A / 0.2 - 4 mm <sup>2</sup> | Box       |
| GTIN (EAN) | 4032248633043               | 180°, Clamping yoke connection, Clamping range, max. : 4 mm <sup>2</sup> , Box | UL: 300 V / 20 A / AWG 26 - AWG 12          |           |
| Qty.       | 18 pc(s).                   |  |   |           |
| Type       | BLZP 5.00HC/18/180 SN B ... | Version  | Product data                                | Packaging |
| Order No.  | <a href="#">1955410000</a>  | PCB plug-in connector, female plug, 5.00 mm, Number of poles: 18,              | IEC: 400 V / 23 A / 0.2 - 4 mm <sup>2</sup> | Box       |
| GTIN (EAN) | 4032248633890               | 180°, Clamping yoke connection, Clamping range, max. : 4 mm <sup>2</sup> , Box | UL: 300 V / 20 A / AWG 26 - AWG 12          |           |
| Qty.       | 18 pc(s).                   |  |   |           |

**BLZ 5.00/180**


Female plugs with clamping-yoke screw for wire connection with straight (180°) outlet direction. The female plugs provide space for labelling and can be coded.

**General ordering data**

| Type       | BLZ 5.00/18/180 SN DKGN ... | Version   | Product data                                  | Packaging |
|------------|-----------------------------|---|---|-----------|
| Order No.  | <a href="#">1646980000</a>  | PCB plug-in connector, female plug, 5.00 mm, Number of poles: 18,             | IEC: 400 V / 19 A / 0.5 - 2.5 mm <sup>2</sup> | Box       |
| GTIN (EAN) | 4008190288334               | 180°, Clamping yoke connection, Clamping range, max. : 3.31 mm <sup>2</sup> , | UL: 300 V / 15 A / AWG 26 - AWG 12            |           |
| Qty.       | 20 pc(s).                   | Box   |   |           |

**OMNIMATE Signal - series BL/SL 5.00  
SL 5.00/18/90 3.2SN OR BX**

**Weidmüller Interface GmbH & Co. KG**  
 Klingenbergstraße 26  
 D-32758 Detmold  
 Germany  
 Fon: +49 5231 14-0  
 Fax: +49 5231 14-292083  
 www.weidmuller.com

**Mating connector (fully pluggable)**
**BLZ 5.00/270**


Female plugs with clamping-yoke screw for wire connection with 270° outlet direction. The female plugs provide space for labelling and can be coded.

**General ordering data**

| Type       | BLZ 5.00/18/270 SN DKGN ... | Version   | Product data                                  | Packaging |
|------------|-----------------------------|---|---|-----------|
| Order No.  | <a href="#">1650050000</a>  | PCB plug-in connector, female plug, 5.00 mm, Number of poles: 18,             | IEC: 400 V / 15 A / 0.5 - 2.5 mm <sup>2</sup> | Box       |
| GTIN (EAN) | 4008190296643               | 270°, Clamping yoke connection, Clamping range, max. : 3.31 mm <sup>2</sup> , | UL: 300 V / 10 A / AWG 26 - AWG 12            |           |
| Qty.       | 20 pc(s).                   | Box   |   |           |

**OMNIMATE Signal - series BL/SL 5.00**  
**SL 5.00/18/90 3.2SN OR BX**

**Weidmüller Interface GmbH & Co. KG**  
 Klingenbergstraße 26  
 D-32758 Detmold  
 Germany  
 Fon: +49 5231 14-0  
 Fax: +49 5231 14-292083  
 www.weidmueller.com

**Accessories****LED Light guides****Effective: the link between LED and front panel.**

Floodlight indicators allow users to monitor the switching states without requiring a special design: optical plastic directs the light from standard LEDs around a bend into the connectors or through the front plate.

The fibre-optic elements are simply clipped behind the relevant 90° bend male connectors (90° outlet direction). Versions with different incoming light beam heights achieve maximum light efficiency for LEDs with different designs or heights.

The advantages compared to conventional solutions:

- No additional LED circuit board required behind the front panel
- No "long-legged" LEDs with separate mounting required
- Bent fibre-optic cable line for maximum light efficiency
- Uncomplicated front plate bore holes due to circular shape of outgoing light beam
- Easy to maintain correct clearance and creepage distance
- Can be partitioned for smaller pole numbers

The result: simplified manufacturing process, reduced costs and simplified design

**General ordering data**

| Type       | SL FLA 3.8/1               | Version   | Product data | Packaging |
|------------|----------------------------|---|--------------|-----------|
| Order No.  | <a href="#">1580110000</a> | PCB plug-in connector, Accessories, Flood-light display, Transparent, |              | Box       |
| GTIN (EAN) | 4008190050740              | Number of poles: 1  |              |           |
| Qty.       | 100 pc(s).                 |   |              |           |
| Type       | SL FLA 9.0/1               | Version   | Product data | Packaging |
| Order No.  | <a href="#">1580120000</a> | PCB plug-in connector, Accessories, Flood-light display, Transparent, |              | Box       |
| GTIN (EAN) | 4008190031909              | Number of poles: 1  |              |           |
| Qty.       | 100 pc(s).                 |   |              |           |
| Type       | SL FLA 9.0/24              | Version   | Product data |           |
| Order No.  | <a href="#">1595870000</a> | PCB plug-in connector, Accessories, Flood-light display, Transparent, |              |           |
| GTIN (EAN) | 4008190079796              | Number of poles: 1  |              |           |
| Qty.       | 10 pc(s).                  |   |              |           |
| Type       | SL FLA 1.5/24              | Version   | Product data |           |
| Order No.  | <a href="#">1595850000</a> | PCB plug-in connector, Accessories, Flood-light display, Transparent, |              |           |
| GTIN (EAN) | 4008190092573              | Number of poles: 1  |              |           |
| Qty.       | 10 pc(s).                  |   |              |           |
| Type       | SL FLA 1.5/1               | Version   | Product data | Packaging |
| Order No.  | <a href="#">1580100000</a> | PCB plug-in connector, Accessories, Flood-light display, Transparent, |              | Box       |
| GTIN (EAN) | 4008190152475              | Number of poles: 1  |              |           |
| Qty.       | 100 pc(s).                 |   |              |           |
| Type       | SL FLA 2,3/1               | Version   | Product data | Packaging |
| Order No.  | <a href="#">1636670000</a> | PCB plug-in connector, Accessories, Flood-light display, Transparent, |              | Box       |
| GTIN (EAN) | 4008190409975              | Number of poles: 1  |              |           |
| Qty.       | 100 pc(s).                 |   |              |           |

## Data sheet

### OMNIMATE Signal - series BL/SL 5.00 SL 5.00/18/90 3.2SN OR BX

**Weidmüller Interface GmbH & Co. KG**  
Klingenbergstraße 26  
D-32758 Detmold  
Germany  
Fon: +49 5231 14-0  
Fax: +49 5231 14-292083  
www.weidmueller.com

## Accessories

| Type       | SL FLA 2,3/24              | Version   | Product data | Packaging |
|------------|----------------------------|---|--------------|-----------|
| Order No.  | <a href="#">1636680000</a> | PCB plug-in connector, Accessories, Flood-light display, Transparent, |              | Box       |
| GTIN (EAN) | 4008190409968              | Number of poles: 1  |              |           |
| Qty.       | 10 pc(s).                  |   |              |           |
| Type       | SL FLA 3.8/24              | Version   | Product data |           |
| Order No.  | <a href="#">1595860000</a> | PCB plug-in connector, Accessories, Flood-light display, Transparent, |              |           |
| GTIN (EAN) | 4008190140892              | Number of poles: 1  |              |           |
| Qty.       | 10 pc(s).                  |   |              |           |

## Coding elements



### Only connects what is supposed to be connected: the right connection at the right place.

Coding elements and locking devices clearly assign connecting elements during the manufacturing process and operation

The coding elements and locking devices are inserted prior to assembly or during the cable assembly phase. The Weidmüller alternative: configure online using the variant configurator to precode prior to delivery.

Incorrect assembly on the circuit board and incorrect plugging of connecting elements is no longer possible. The advantage: no troubleshooting during manufacture and no operational errors by the user.

## General ordering data

| Type       | BLZ/SL KO BK BX            | Version  | Product data | Packaging |
|------------|----------------------------|--|--------------|-----------|
| Order No.  | <a href="#">1545710000</a> | PCB plug-in connector, Accessories, Coding element, black, Number  |              | Box       |
| GTIN (EAN) | 4008190087142              | of poles: 1  |              |           |
| Qty.       | 50 pc(s).                  |  |              |           |
| Type       | BLZ/SL KO OR BX            | Version  | Product data | Packaging |
| Order No.  | <a href="#">1573010000</a> | PCB plug-in connector, Accessories, Coding element, orange, Number |              | Box       |
| GTIN (EAN) | 4008190048396              | of poles: 1  |              |           |
| Qty.       | 100 pc(s).                 |  |              |           |

## OMNIMATE Signal - series BL/SL 5.00 SL 5.00/18/90 3.2SN OR BX

**Weidmüller Interface GmbH & Co. KG**  
 Klingenbergstraße 26  
 D-32758 Detmold  
 Germany  
 Fon: +49 5231 14-0  
 Fax: +49 5231 14-292083  
 www.weidmueller.com

# Accessories

### Additional accessories



### No task is too small when creating the perfect solution.

Connections form just one part of the overall process. Small details are often the key to the perfect solution in applications where potentials are tested, grouped or even isolated.

A system is not a system without small but useful details:

- Test plugs - ensure reliable pick-up from diagnostic sockets
- Cross-connectors - ensure a stable electrical distribution contact directly at the connection
- Compartment partition elements - divide a large number of male connectors into several separate socket connector channels
- Locks and clips - optional vibration-resistant clip-on connection or mounting for male and female connectors

In tandem with the manufacturing process and application - more accessories = smaller workload

### General ordering data

| Type       | SL AT OR                   | Version   | Product data | Packaging |
|------------|----------------------------|---|--------------|-----------|
| Order No.  | <a href="#">1598300000</a> | PCB plug-in connector, Accessories, Spacer, orange, Number of poles:  |              | Box       |
| GTIN (EAN) | 4008190189266              | 1   |              |           |
| Qty.       | 100 pc(s).                 |   |              |           |
| Type       | SL AT SW                   | Version   | Product data | Packaging |
| Order No.  | <a href="#">1770240000</a> | PCB plug-in connector, Accessories, Spacer, black, Number of poles: 1 |              | Box       |
| GTIN (EAN) | 4032248117710              |   |              |           |
| Qty.       | 100 pc(s).                 |   |              |           |

## Recommended wave soldering profiles

**Weidmüller Interface GmbH & Co. KG**  
 Klängenbergstraße 16  
 D-32758 Detmold  
 Germany  
 Fon: +49 5231 14-0  
 Fax: +49 5231 14-292083  
 www.weidmueller.com

### Single Wave:



### Double Wave:



### Wave soldering profiles

Wired connection elements should be processed in accordance with the DIN EN 61760-1 standard. We have included two recommendations for practical wave soldering profiles, with which Weidmüller PCB terminals and connectors are qualified.

When choosing a suitable profile for your application, the following factors also need to be considered:

- PCB thickness
- Proportion of Cu in the layers
- Single/double-sided assembly
- Product range
- Heating and cooling rates

The single and double wave profiles each indicate the recommended operating range, including the maximum soldering temperature of 260°C. In practice, the maximum soldering temperature is quite often well below the above maximum profile.