OMNIMATE Signal - series BL/SL 5.08
SLF 5.08/04/180FI SN BK BX

Weidmüller Interface GmbH & Co. KG
Klingenbergstraße 26
D-32758 Detmold
Germany
Fon: +49 5231 14-0
Fax: +49 5231 14-292083
www.weidmueller.com

Product image



Similar to illustration

Male plug with PUSH IN wire connection and straight outlet direction, when used with BLF 5.08HC as wire-to-wire application for panel feed-through The male plugs provide space for labelling and can be coded.

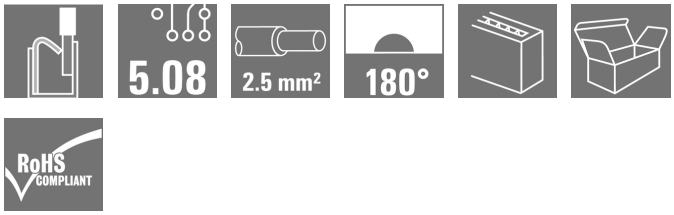

General ordering data

Type	SLF 5.08/04/180FI SN BK BX
Order No.	1336070000
Version	PCB plug-in connector, male plug, 5.08 mm, Number of poles: 4, 180°, PUSH IN, Spring connection, Clamping range, max. : 3.31 mm², Box
GTIN (EAN)	4050118140002
Qty.	60 pc(s).
Product data	IEC: 400 V / 25.9 A / 0.2 - 2.5 mm² UL: 300 V / 14 A / AWG 26 - AWG 12
Packaging	Box

Creation date May 3, 2020 3:48:59 AM CEST

OMNIMATE Signal - series BL/SL 5.08
SLF 5.08/04/180FI SN BK BX

Weidmüller Interface GmbH & Co. KG
Klingenbergstraße 26
D-32758 Detmold
Germany
Fon: +49 5231 14-0
Fax: +49 5231 14-292083
www.weidmueller.com

Technical data

Dimensions and weights

Height	14.2 mm	Height (inches)	0.559 inch
Depth	30 mm	Depth (inches)	1.181 inch
Net weight	8.28 g		

System Parameters

Product family	OMNIMATE Signal - series BL/SL 5.08	Type of connection	Field connection
Wire connection method	PUSH IN, Spring connection	Pitch in mm (P)	5.08 mm
Pitch in inches (P)	0.2 inch	Conductor outlet direction	180°
Number of poles	4	L1 in mm	15.24 mm
L1 in inches	0.6 inch	Pin series quantity	1
Rated cross-section	2.5 mm²	Touch-safe protection acc. to DIN VDE 57 106	finger-safe plugged/ back-of-hand-safe unplugged
Volume resistance	4.50 mΩ	Can be coded	Yes
Stripping length	10 mm	Tightening torque for screw flange, min.	0.15 Nm
Tightening torque for screw flange, max.	0.2 Nm	Screwdriver blade	0.6 x 3.5
Screwdriver blade standard	DIN 5264	Plugging cycles	25
Plugging force/pole, max.	7 N	Pulling force/pole, max.	5.5 N

Material data

Insulating material	PBT	Colour	black
Colour of operational elements	orange	Material of operational elements	PBT
Colour chart (similar)	RAL 9011	Insulation strength	≥ 10^8 Ω
UL 94 flammability rating	V-0	GWFI	960 °C
Contact material	CuSn	Contact surface	tinned
Layer structure of plug contact	4-8 µm Sn hot-dip tinned	Storage temperature, min.	-25 °C
Storage temperature, max.	50 °C	Max. relative humidity during storage	70 %
Operating temperature, min.	-50 °C	Operating temperature, max.	100 °C
Temperature range, installation, min.	-25 °C	Temperature range, installation, max.	100 °C

Conductors suitable for connection

Clamping range, min.	0.13 mm²
Clamping range, max.	3.31 mm²
Wire connection cross section AWG, min.	AWG 26
Wire connection cross section AWG, max.	AWG 12
Solid, min. H05(07) V-U	0.2 mm²
Solid, max. H05(07) V-U	2.5 mm²
Flexible, min. H05(07) V-K	0.2 mm²
Flexible, max. H05(07) V-K	2.5 mm²
w. plastic collar ferrule, DIN 46228 pt 4, min.	0.2 mm²
w. plastic collar ferrule, DIN 46228 pt 4, max.	2.5 mm²
w. wire end ferrule, DIN 46228 pt 1, min.	0.2 mm²
w. wire end ferrule, DIN 46228 pt 1, max.	2.5 mm²
Plug gauge in accordance with EN 60999 a x b; ø	2.8 mm x 2.0 mm

OMNIMATE Signal - series BL/SL 5.08
SLF 5.08/04/180FI SN BK BX

Weidmüller Interface GmbH & Co. KG
Klingenbergstraße 26
D-32758 Detmold
Germany
Fon: +49 5231 14-0
Fax: +49 5231 14-292083
www.weidmueller.com

Technical data

Clampable conductor	Cross-section for conductor connection	Type	fine-wired	
		nominal	0.5 mm²	
	wire end ferrule	Stripping length	nominal	12 mm
		Recommended wire-end ferrule	H0,5/16 OR	
		Stripping length	nominal	10 mm
		Recommended wire-end ferrule	H0,5/10	
	Cross-section for conductor connection	Type	fine-wired	
		nominal	0.75 mm²	
	wire end ferrule	Stripping length	nominal	12 mm
		Recommended wire-end ferrule	H0,75/16 W	
		Stripping length	nominal	10 mm
		Recommended wire-end ferrule	H0,75/10	
	Cross-section for conductor connection	Type	fine-wired	
		nominal	1 mm²	
	wire end ferrule	Stripping length	nominal	12 mm
		Recommended wire-end ferrule	H1,0/16D R	
		Stripping length	nominal	10 mm
		Recommended wire-end ferrule	H1,0/10	
	Cross-section for conductor connection	Type	fine-wired	
		nominal	1.5 mm²	
	wire end ferrule	Stripping length	nominal	10 mm
		Recommended wire-end ferrule	H1,5/10	
		Stripping length	nominal	12 mm
		Recommended wire-end ferrule	H1,5/16 R	
	Cross-section for conductor connection	Type	fine-wired	
		nominal	2.5 mm²	
	wire end ferrule	Stripping length	nominal	10 mm
		Recommended wire-end ferrule	H2,5/10	
Reference text	The outside diameter of the plastic collar should not be larger than the pitch (P), Length of ferrules is to be chosen depending on the product and the rated voltage.			
Max. clamping range	3.31 mm²			

Rated data acc. to IEC

tested acc. to standard	IEC 60664-1, IEC 61984	Rated current, min. number of poles (Tu=20°C)	25.9 A
Rated current, max. number of poles (Tu=20°C)	21.7 A	Rated current, min. number of poles (Tu=40°C)	22.5 A
Rated current, max. number of poles (Tu=40°C)	18.5 A	Rated voltage for surge voltage class / pollution degree II/2	400 V
Rated voltage for surge voltage class / pollution degree III/2	320 V	Rated voltage for surge voltage class / pollution degree III/3	250 V
Rated impulse voltage for surge voltage class/ pollution degree II/2	4 kV	Rated impulse voltage for surge voltage class/ pollution degree III/2	4 kV
Rated impulse voltage for surge voltage class/ contamination degree III/3	4 kV	Short-time withstand current resistance	3 x 1s with 120 A

OMNIMATE Signal - series BL/SL 5.08
SLF 5.08/04/180FI SN BK BX

Weidmüller Interface GmbH & Co. KG
Klingenbergstraße 26
D-32758 Detmold
Germany
Fon: +49 5231 14-0
Fax: +49 5231 14-292083
www.weidmueller.com

Technical data

Rated data acc. to CSA

Institute (CSA)		Certificate No. (CSA)	
			200039-1121690
Rated voltage (Use group B / CSA)	300 V	Rated voltage (Use group D / CSA)	300 V
Rated current (Use group B / CSA)	10 A	Rated current (Use group D / CSA)	10 A
Wire cross-section, AWG, min.	AWG 26	Wire cross-section, AWG, max.	AWG 12
Reference to approval values	Specifications are maximum values, details - see approval certificate.		

Rated data acc. to UL 1059

Institute (cURus)		Certificate No. (cURus)	
			E60693
Rated voltage (Use group B / UL 1059)	300 V	Rated voltage (Use group D / UL 1059)	300 V
Rated current (Use group B / UL 1059)	14 A	Rated current (Use group D / UL 1059)	10 A
Wire cross-section, AWG, min.	AWG 26	Wire cross-section, AWG, max.	AWG 12
Reference to approval values	Specifications are maximum values, details - see approval certificate.		

Packing

Packaging	Box	VPE length	0
VPE width	0	VPE height	0

Classifications

ETIM 6.0	EC002638	ETIM 7.0	EC002638
eClass 9.0	27-44-03-09	eClass 9.1	27-44-03-09
eClass 10.0	27-44-03-09		

Notes

Notes	• Additional colours on request • Gold-plated contact surfaces on request • Rated current related to rated cross-section & min. No. of poles. • Wire end ferrule without plastic collar to DIN 46228/1 • Wire end ferrule with plastic collar to DIN 46228/4 • P on drawing = pitch • Crimping shape "A" for wire end ferrules with PZ 6/5 crimping tool recommended. • The test point can only be used as potential-pickup point.
IPC conformity	Conformity: The products are developed, manufactured and delivered according international recognized standards and norms and comply with the assured properties in the data sheet resp. fulfill decorative properties in accordance with IPC-A-610 "Class 2". Further claims on the products can be evaluated on request.

OMNIMATE Signal - series BL/SL 5.08
SLF 5.08/04/180FI SN BK BX

Weidmüller Interface GmbH & Co. KG
Klingenbergstraße 26
D-32758 Detmold
Germany
Fon: +49 5231 14-0
Fax: +49 5231 14-292083
www.weidmueller.com

Technical data

Approvals

Approvals	
ROHS	Conform

Downloads

Approval/Certificate/Document of Conformity	Declaration of the Manufacturer
Brochure/Catalogue	FL DRIVES EN MB DEVICE MANUF. EN FL DRIVES DE CAT 2 PORTFOLIOGUIDE EN FL BUILDING SAFETY EN FL APPL LED LIGHTING EN FL INDUSTR.CONTROLS EN FL MACHINE SAFETY EN FL HEATING ELECTR EN FL APPL_INVERTER EN FL_BASE_STATION_EN FL ELEVATOR EN FL POWER SUPPLY EN FL 72H SAMPLE SER EN PO OMNIMATE EN
White paper PUSH IN wire connection	Download Whitepaper

OMNIMATE Signal - series BL/SL 5.08
SLF 5.08/04/180FI SN BK BX

Weidmüller Interface GmbH & Co. KG
Klingenbergstraße 26
D-32758 Detmold
Germany
Fon: +49 5231 14-0
Fax: +49 5231 14-292083
www.weidmueller.com

Drawings

Dimensional drawing

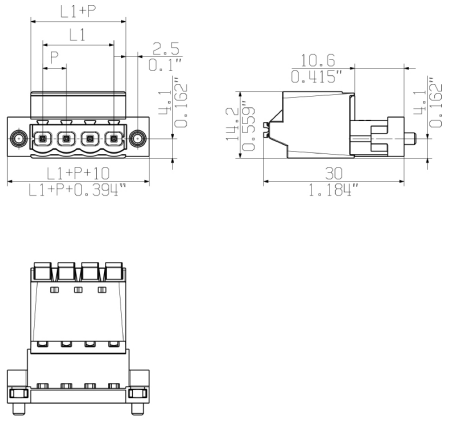

Graph

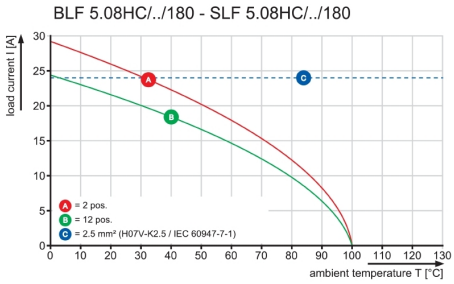

Graph

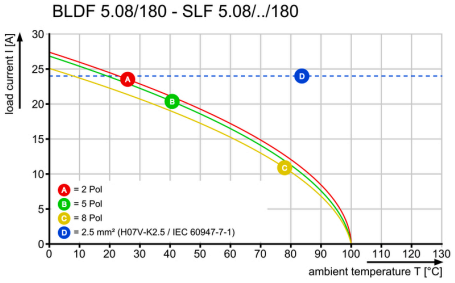

Product benefits

Uncompromising functionality
High vibration resistance

Product benefits

Solid PUSH IN contact
Safe and durable

Product benefits

Lower assembly costs
Secure in a matter of seconds

OMNIMATE Signal - series BL/SL 5.08
SLF 5.08/04/180FI SN BK BX

Weidmüller Interface GmbH & Co. KG
Klingenbergstraße 26
D-32758 Detmold
Germany
Fon: +49 5231 14-0
Fax: +49 5231 14-292083
www.weidmueller.com

Mating connector (fully pluggable)

BLT 5.08HC/180F



Female plugs with TOP screw connection system for connecting wires with straight outlet direction and screw flange. The female connectors provide space for labelling and can be coded. HC = High Current.

General ordering data

Type	BLT 5.08HC/04/180F SN B ...	Version	Product data	Packaging
Order No.	1844240000	PCB plug-in connector, female plug, 5.08 mm, Number of poles: 4,	IEC: 400 V / 27 A / 0.2 - 2.5 mm²	Box
GTIN (EAN)	4032248356171	180°, TOP connection, Clamping range, max. : 2.5 mm², Box	UL: 300 V / 17 A / AWG 26 - AWG 14	
Qty.	60 pc(s).			
Type	BLT 5.08HC/04/180F SN O ...	Version	Product data	Packaging
Order No.	1844010000	PCB plug-in connector, female plug, 5.08 mm, Number of poles: 4,	IEC: 400 V / 27 A / 0.2 - 2.5 mm²	Box
GTIN (EAN)	4032248355938	180°, TOP connection, Clamping range, max. : 2.5 mm², Box	UL: 300 V / 17 A / AWG 26 - AWG 14	
Qty.	60 pc(s).			

BLZP 5.08HC/270F SN

Female plugs with clamping-yoke connection for connecting wires with a right-angle (90° or 270°) outlet direction. The female connectors provide space for labelling and can be coded. Fastened by means of a flange or release latch. They also provide an integrated plus/minus screw, protection against faulty insertion of the wire, and they are delivered with open clamping yokes. HC = High Current.

General ordering data

Type	BLZP 5.08HC/04/270F SN ...	Version	Product data	Packaging
Order No.	1950570000	PCB plug-in connector, female plug, 5.08 mm, Number of poles: 4,	IEC: 400 V / 23 A / 0.2 - 4 mm²	Box
GTIN (EAN)	4032248628704	270°, Clamping yoke connection, Clamping range, max. : 4 mm², Box	UL: 300 V / 20 A / AWG 26 - AWG 12	
Qty.	60 pc(s).			
Type	BLZP 5.08HC/04/270F SN ...	Version	Product data	Packaging
Order No.	1950330000	PCB plug-in connector, female plug, 5.08 mm, Number of poles: 4,	IEC: 400 V / 23 A / 0.2 - 4 mm²	Box
GTIN (EAN)	4032248628445	270°, Clamping yoke connection, Clamping range, max. : 4 mm², Box	UL: 300 V / 20 A / AWG 26 - AWG 12	
Qty.	60 pc(s).			

OMNIMATE Signal - series BL/SL 5.08
SLF 5.08/04/180FI SN BK BX

Weidmüller Interface GmbH & Co. KG
Klingenbergstraße 26
D-32758 Detmold
Germany
Fon: +49 5231 14-0
Fax: +49 5231 14-292083
www.weidmueller.com

Mating connector (fully pluggable)

BLL 5.08/90FI

Female header for PCB mounting. The solder pin length is optimised for wave flow soldering.

General ordering data

Type	BLL 5.08/04/90FI 3.2SN ...	Version	Product data	Packaging
Order No.	1843770000	PCB plug-in connector, female header, Inverted flange, THT solder connection, 5.08 mm, Number of poles: 4, 90°, Solder pin length (l): 3.2 mm, tinned, orange, Box	IEC: 400 V / 23 A UL: 300 V / 15 A	Box
GTIN (EAN)	4032248355525			
Qty.	60 pc(s).			

BLZP 5.08HC/90F SN

Female plugs with clamping-yoke connection for connecting wires with a right-angle (90° or 270°) outlet direction. The female connectors provide space for labelling and can be coded. Fastened by means of a flange or release latch. They also provide an integrated plus/minus screw, protection against faulty insertion of the wire, and they are delivered with open clamping yokes. HC = High Current.

General ordering data

Type	BLZP 5.08HC/04/90F SN B ...	Version	Product data	Packaging
Order No.	1950060000	PCB plug-in connector, female plug, 5.08 mm, Number of poles: 4, 90°, Clamping yoke connection, Clamping range, max. : 4 mm², Box	IEC: 400 V / 23 A / 0.2 - 4 mm² UL: 300 V / 20 A / AWG 26 - AWG 12	Box
GTIN (EAN)	4032248627998			
Qty.	60 pc(s).			
Type	BLZP 5.08HC/04/90F SN O ...	Version	Product data	Packaging
Order No.	1949820000	PCB plug-in connector, female plug, 5.08 mm, Number of poles: 4, 90°, Clamping yoke connection, Clamping range, max. : 4 mm², Box	IEC: 400 V / 23 A / 0.2 - 4 mm² UL: 300 V / 20 A / AWG 26 - AWG 12	Box
GTIN (EAN)	4032248627745			
Qty.	60 pc(s).			

OMNIMATE Signal - series BL/SL 5.08
SLF 5.08/04/180FI SN BK BX

Weidmüller Interface GmbH & Co. KG
Klingenbergstraße 26
D-32758 Detmold
Germany
Fon: +49 5231 14-0
Fax: +49 5231 14-292083
www.weidmueller.com

Mating connector (fully pluggable)

BLZP 5.08HC/180F SN

Female plug with clamping-yoke screw system for connecting wires with straight (180°) outlet direction. The female connectors provide space for labelling and can be coded. Fastened by means of a flange or release latch. The also provide an integrated plus/minus screw, protection against faulty insertion of the wire, and they are delivered with open clamping yokes. HC = High Current.

General ordering data

Type	BLZP 5.08HC/04/180F SN ...	Version	Product data	Packaging
Order No.	1944350000	PCB plug-in connector, female plug, 5.08 mm, Number of poles: 4, 180°, Clamping yoke connection, Clamping range, max. : 4 mm², Box	IEC: 400 V / 23 A / 0.2 - 4 mm² UL: 300 V / 20 A / AWG 26 - AWG 12	Box
GTIN (EAN)	4032248618927			
Qty.	60 pc(s).			
Type	BLZP 5.08HC/04/180F SN ...	Version	Product data	Packaging
Order No.	1944110000	PCB plug-in connector, female plug, 5.08 mm, Number of poles: 4, 180°, Clamping yoke connection, Clamping range, max. : 4 mm², Box	IEC: 400 V / 23 A / 0.2 - 4 mm² UL: 300 V / 20 A / AWG 26 - AWG 12	Box
GTIN (EAN)	4032248617494			
Qty.	60 pc(s).			

BLF 5.08HC/270F SN

Just as reliable as the millionfold proven original and featuring innovative details:
The BLF 5.08HC PUSH IN version of the BLZP 5.08HC female connector is not only different in terms of connection system; it also has a more compact design. Weidmüller's innovative PUSH IN spring connection system stands for the future of easy and tool-free wire connection. HC = High Current.
In terms of versatility, the BLF 5.08HC offers just as much as the version which served as a model:

- 3 tested-and-proven wire outlet directions provide the usual flexibility for application-specific design
- 4 flange variations and the patented release latch allow the locking concept to be based on the requirements of the user
- Use the BLF 5.08HC and SL 5.08HC plug combination to reach the max. rated specifications

General ordering data

Type	BLF 5.08HC/04/270F SN B ...	Version	Product data	Packaging
Order No.	1982140000	PCB plug-in connector, female plug, 5.08 mm, Number of poles: 4, 270°, PUSH IN, Spring connection, Clamping range, max. : 3.31 mm², Box	IEC: 400 V / 24 A / 0.2 - 2.5 mm² UL: 300 V / 18.5 A / AWG 26 - AWG 12	Box
GTIN (EAN)	4032248686230			
Qty.	60 pc(s).			
Type	BLF 5.08HC/04/270F SN O ...	Version	Product data	Packaging
Order No.	1982910000	PCB plug-in connector, female plug, 5.08 mm, Number of poles: 4, 270°, PUSH IN, Spring connection, Clamping range, max. : 3.31 mm², Box	IEC: 400 V / 24 A / 0.2 - 2.5 mm² UL: 300 V / 18.5 A / AWG 26 - AWG 12	Box
GTIN (EAN)	4032248687008			
Qty.	60 pc(s).			

OMNIMATE Signal - series BL/SL 5.08
SLF 5.08/04/180FI SN BK BX

Weidmüller Interface GmbH & Co. KG
Klingenbergstraße 26
D-32758 Detmold
Germany
Fon: +49 5231 14-0
Fax: +49 5231 14-292083
www.weidmueller.com

Mating connector (fully pluggable)

BLDF 5.08/180F SN

The powerful daisy-chain solution for high-performance signal bus applications is also suitable for 400V auxiliary power chains with 18.5A current-carrying capacity.
The large clamping capacity (up to 2.5mm² wire cross-sections) is particularly beneficial for long bus cables or high currents because of the low voltage drop.
Four flange variations, including the patented release latch, allow for user-friendly unplugging designs.

General ordering data

Type	BLDF 5.08/04/180F SN OR ...	Version	Product data	Packaging
Order No.	1059420000	PCB plug-in connector, female plug, 5.08 mm, Number of poles: 4,	IEC: 400 V / 20.8 A / 0.2 - 2.5 mm²	Box
GTIN (EAN)	4032248817894	180°, PUSH IN, Spring connection, Clamping range, max. : 3.31 mm²,	UL: 300 V / 18.5 A / AWG 12 - AWG	
Qty.	40 pc(s).	Box	26	
Type	BLDF 5.08/04/180F SN BK ...	Version	Product data	Packaging
Order No.	1000960000	PCB plug-in connector, female plug, 5.08 mm, Number of poles: 4,	IEC: 400 V / 20.8 A / 0.2 - 2.5 mm²	Box
GTIN (EAN)	4032248817344	180°, PUSH IN, Spring connection, Clamping range, max. : 3.31 mm²,	UL: 300 V / 18.5 A / AWG 12 - AWG	
Qty.	40 pc(s).	Box	26	

BLF 5.08HC/90F SN

Just as reliable as the millionfold proven original and featuring innovative details:
The BLF 5.08HC PUSH IN version of the BLZP 5.08HC female connector is not only different in terms of connection system; it also has a more compact design.
Weidmüller's innovative PUSH IN spring connection system stands for the future of easy and tool-free wire connection. HC = High Current.
In terms of versatility, the BLF 5.08HC offers just as much as the version which served as a model:

- 3 tested-and-proven wire outlet directions provide the usual flexibility for application-specific design
- 4 flange variations and the patented release latch allow the locking concept to be based on the requirements of the user
- Use the BLF 5.08HC and SL 5.08HC plug combination to reach the max. rated specifications

General ordering data

Type	BLF 5.08HC/04/90F SN BK ...	Version	Product data	Packaging
Order No.	1000240001	PCB plug-in connector, female plug, 5.08 mm, Number of poles: 4,	IEC: 400 V / 24 A / 0.2 - 2.5 mm²	Box
GTIN (EAN)	4032248690206	90°, PUSH IN, Spring connection, Clamping range, max. : 3.31 mm²,	UL: 300 V / 18.5 A / AWG 26 - AWG	
Qty.	60 pc(s).	Box	12	
Type	BLF 5.08HC/04/90F SN OR ...	Version	Product data	Packaging
Order No.	1002110000	PCB plug-in connector, female plug, 5.08 mm, Number of poles: 4,	IEC: 400 V / 24 A / 0.2 - 2.5 mm²	Box
GTIN (EAN)	4032248694068	90°, PUSH IN, Spring connection, Clamping range, max. : 3.31 mm²,	UL: 300 V / 18.5 A / AWG 26 - AWG	
Qty.	60 pc(s).	Box	12	

OMNIMATE Signal - series BL/SL 5.08
SLF 5.08/04/180FI SN BK BX

Weidmüller Interface GmbH & Co. KG
Klingenbergstraße 26
D-32758 Detmold
Germany
Fon: +49 5231 14-0
Fax: +49 5231 14-292083
www.weidmueller.com

Drawings

Product benefits



Easy handling
No implementation framework necessary