


**Z-series  
ZDU 2.5N OR**

**Weidmüller Interface GmbH & Co. KG**  
Klingenbergstraße 26  
D-32758 Detmold  
Germany  
Fon: +49 5231 14-0  
Fax: +49 5231 14-292083  
www.weidmueller.com

**Product image****Spring connection with tension clamp Technology**

Tension clamp technology is a universal contact system for all common conductor connection types. Its fantastic level of flexibility makes the tension clamp a profitable alternative connection.

**General ordering data**

Type	ZDU 2.5N OR
Order No.	<a href="#">1316880000</a>
Version	Feed-through terminal, Tension-clamp connection, 2.5 mm <sup>2</sup> , 800 V, 24 A, orange
GTIN (EAN)	4050118120950
Qty.	50 pc(s).

Creation date May 3, 2020 1:45:05 AM CEST

Catalogue status 17.04.2020 / We reserve the right to make technical changes.

**Z-series  
ZDU 2.5N OR**

**Weidmüller Interface GmbH & Co. KG**  
 Klingenbergstraße 26  
 D-32758 Detmold  
 Germany  
 Fon: +49 5231 14-0  
 Fax: +49 5231 14-292083  
 www.weidmueller.com

**Technical data****Dimensions and weights**

Width	5.1 mm	Width (inches)	0.201 inch
Height	50.5 mm	Height (inches)	1.988 inch
Depth	38.5 mm	Depth (inches)	1.516 inch
Depth including DIN rail	39 mm	Net weight	4.56 g

**Temperatures**

Storage temperature, max.	40 °C	Storage temperature, min.	10 °C
Storage temperature	10 °C...40 °C	Continuous operating temp., min.	-50 °C
Continuous operating temp., max.	120 °C		

**Material data**

Material	Wemid	Colour	orange
UL 94 flammability rating	V-0		

**Rating data IECEx/ATEX**

Certificate No. (ATEX)	DEMKO15ATEX1467U	Certificate No. (IECEX)	IECEXULD15.0008U
Max. voltage (ATEX)	440 V	Current (ATEX)	22 A
Wire cross section max. (ATEX)	4 mm <sup>2</sup>	Max. voltage (IECEX)	440 V
Current (IECEX)	22 A	Wire cross section max. (IECEX)	4 mm <sup>2</sup>
Marking EN 60079-7	Ex eb II C Gb	Ex 2014/34/EU label	II 2 G D

**System specifications**

Version	Tension-clamp connection, for plug-in cross-connector, One end without connector	End cover plate required	Yes
Number of levels	1	Number of clamping points per level	2
Number of potentials per tier	1	Levels cross-connected internally	No
PE connection	No	Rail	TS 35

**Additional technical data**

Explosion-tested version	Yes	Open sides	right
Type of mounting	Snap-on		

**Conductors for clamping (additional connection)**

Cross-section for connected wire, AWG, additional connection, max.	AWG 12	Cross-section for connected wire, AWG, additional connection, min.	AWG 24
---	--------	---	--------

## Z-series ZDU 2.5N OR

**Weidmüller Interface GmbH & Co. KG**  
 Klingenbergstraße 26  
 D-32758 Detmold  
 Germany  
 Fon: +49 5231 14-0  
 Fax: +49 5231 14-292083  
 www.weidmueller.com

## Technical data

### Conductors for clamping (rated connection)

Blade size	0.6 x 3.5 mm	Clamping range, max.	4 mm <sup>2</sup>
Clamping range, min.	0.05 mm <sup>2</sup>	Connection cross-section, stranded, max.	2.5 mm <sup>2</sup>
Connection cross-section, stranded, min.	1.5 mm <sup>2</sup>	Connection direction	top
Gauge to IEC 60947-1	A2	Number of connections	2
Stripping length	10 mm	Type of connection	Tension-clamp connection
Wire connection cross section, finely stranded, max.	2.5 mm <sup>2</sup>	Wire connection cross-section, finely stranded with wire-end ferrules DIN 46228/1, max.	1.5 mm <sup>2</sup>
Wire connection cross-section, finely stranded with wire-end ferrules DIN 46228/1, min.	0.5 mm <sup>2</sup>	Wire connection cross-section, finely stranded with wire-end ferrules DIN 46228/4, max.	1.5 mm <sup>2</sup>
Wire connection cross-section, finely stranded with wire-end ferrules DIN 46228/4, min.	0.5 mm <sup>2</sup>	Wire connection cross-section, finely stranded, min.	0.5 mm <sup>2</sup>
Wire connection cross-section, solid core, max.	4 mm <sup>2</sup>	Wire connection cross-section, solid core, min.	0.5 mm <sup>2</sup>

### Dimensions

TS 35 offset	25.5 mm
--------------	---------

### Rating data

Rated cross-section	2.5 mm <sup>2</sup>	Rated voltage	800 V
Rated current	24 A	Current at maximum wires	24 A
Standards	IEC 60947-7-1	Volume resistance according to IEC 60947-7-x	1.33 mΩ
Power loss in accordance with IEC 60947-7-x	0.77 W	Rated impulse withstand voltage	6 kV
Pollution severity	3		

### Classifications

ETIM 6.0	EC000897	ETIM 7.0	EC000897
eClass 9.0	27-14-11-20	eClass 9.1	27-14-11-20
eClass 10.0	27-14-11-20		

### Approvals

Approvals



ROHS	Conform
------	---------

**Data sheet****Z-series  
ZDU 2.5N OR**

**Weidmüller Interface GmbH & Co. KG**  
Klingenbergstraße 26  
D-32758 Detmold  
Germany  
Fon: +49 5231 14-0  
Fax: +49 5231 14-292083  
www.weidmueller.com

**Technical data****Downloads**

Approval/Certificate/Document of Conformity	<a href="#">Attestation of Conformity</a> <a href="#">ATEX Certificate</a> <a href="#">IECEX Certificate</a> <a href="#">CB Test Certificate</a> <a href="#">CB Certificate</a> <a href="#">DE_PT1101_20160418_1238_ISSUE01.pdf</a>
Engineering Data	<a href="#">EPLAN, WSCAD, Zuken E3.S</a>
Engineering Data	<a href="#">STEP</a>
User Documentation	<a href="#">Cross Connection Guide</a> <a href="#">StorageConditionsTerminalBlocks</a>

**Safety note**


Safety notice	<a href="#">Safety Information</a>
---------------	------------------------------------

**Data sheet**

**Z-series**  
**ZDU 2.5N OR**

**Weidmüller Interface GmbH & Co. KG**  
Klingenbergstraße 26  
D-32758 Detmold  
Germany  
Fon: +49 5231 14-0  
Fax: +49 5231 14-292083  
[www.weidmueller.com](http://www.weidmueller.com)

**Drawings**



**Z-series  
ZDU 2.5N OR**

**Weidmüller Interface GmbH & Co. KG**  
 Klingenbergstraße 26  
 D-32758 Detmold  
 Germany  
 Fon: +49 5231 14-0  
 Fax: +49 5231 14-292083  
 www.weidmueller.com

**Accessories**

**ZQV 2.5**



**Spring connection with tension clamp Technology**  
 Tension clamp technology is a universal contact system for all common conductor connection types. Its fantastic level of flexibility makes the tension clamp a profitable alternative connection.

**General ordering data**

Type	ZQV 2.5/4	Version
Order No.	<a href="#">1608880000</a>	Accessories, Cross-connector, 24 A
GTIN (EAN)	4008190082208	
Qty.	60 pc(s).	
Type	ZQV 2.5/20	Version
Order No.	<a href="#">1908960000</a>	Z-series, Cross-connector, For the terminals, Number of poles: 20
GTIN (EAN)	4032248535293	
Qty.	20 pc(s).	
Type	ZQV 2.5/2	Version
Order No.	<a href="#">1608860000</a>	Z-series, Cross-connector, 24 A
GTIN (EAN)	4008190123680	
Qty.	60 pc(s).	
Type	ZQV 2.5/10	Version
Order No.	<a href="#">1608940000</a>	Accessories, Cross-connector, 24 A
GTIN (EAN)	4008190099060	
Qty.	20 pc(s).	
Type	ZQV 2.5/3	Version
Order No.	<a href="#">1608870000</a>	Accessories, Cross-connector, 24 A
GTIN (EAN)	4008190061630	
Qty.	60 pc(s).	

**End plates**



**Spring connection with tension clamp Technology**  
 Tension clamp technology is a universal contact system for all common conductor connection types. Its fantastic level of flexibility makes the tension clamp a profitable alternative connection.

**General ordering data**

Type	ZAP/TW ZDU/ZPE 2.5N	Version
Order No.	<a href="#">1933790000</a>	Z-series, End plate, Separation plate
GTIN (EAN)	4032248587124	
Qty.	20 pc(s).	

**Z-series  
ZDU 2.5N OR**

**Weidmüller Interface GmbH & Co. KG**  
 Klingenbergstraße 26  
 D-32758 Detmold  
 Germany  
 Fon: +49 5231 14-0  
 Fax: +49 5231 14-292083  
 www.weidmueller.com

**Accessories**

**Reduction Sleeves**



**Spring connection with tension clamp Technology**

Tension clamp technology is a universal contact system for all common conductor connection types. Its fantastic level of flexibility makes the tension clamp a profitable alternative connection.

**General ordering data**

Type	ZRH 1.5H/2	Version
Order No.	<a href="#">1678800000</a>	Z-series, Reducing sleeve
GTIN (EAN)	4008190487317	
Qty.	1,000 pc(s).	
Type	ZRH 1.5H/1	Version
Order No.	<a href="#">1678810000</a>	Z-series, Reducing sleeve
GTIN (EAN)	4008190487324	
Qty.	1,000 pc(s).	

**Covers**



**Spring connection with tension clamp Technology**

Tension clamp technology is a universal contact system for all common conductor connection types. Its fantastic level of flexibility makes the tension clamp a profitable alternative connection.

**General ordering data**

Type	ZAD 9/4	Version
Order No.	<a href="#">1934160000</a>	Z-series, Cover
GTIN (EAN)	4032248590247	
Qty.	20 pc(s).	

## Z-series ZDU 2.5N OR

**Weidmüller Interface GmbH & Co. KG**  
 Klingenbergstraße 26  
 D-32758 Detmold  
 Germany  
 Fon: +49 5231 14-0  
 Fax: +49 5231 14-292083  
 www.weidmueller.com

# Accessories

## Blank



The Dekafix (DEK) marker is the universal marker for all conductor and plug-in connectors as well as for electronic sub-assemblies. The system is ideal for short number sequences and covers a wide range of ready-printed markers.

Strips for fast installation in only one work step. The printing is easy to read, rich in contrast and available in various widths.

- Large range of ready-to-use markers
- Strips for fast installation
- Terminal markers, suitable for all Weidmüller cable connectors
- Available as blank MultiCard or with standard printing

**For custom printing:** Please send us a file of our labeling software M-Print PRO or M-Print PRO Online (without installation) for your labeling specifications.

### General ordering data

Type	DEK 5/5 MC NE WS	Version	
Order No.	<a href="#">1609801044</a>	Dekafix, Terminal marker, 5 x 5 mm, Pitch in mm (P): 5.00	
GTIN (EAN)	4008190397111	Weidmueller, white	
Qty.	1,000 pc(s).		

## Test adapter



### Spring connection with tension clamp Technology

Tension clamp technology is a universal contact system for all common conductor connection types. Its fantastic level of flexibility makes the tension clamp a profitable alternative connection.

### General ordering data

Type	ZTA ZT2.5	Version	
Order No.	<a href="#">1827080000</a>	Accessories, Test adapter, 17.5 A	
GTIN (EAN)	4032248411276		
Qty.	25 pc(s).		
Type	ZTA ZT2.5/ZA	Version	
Order No.	<a href="#">1847600000</a>	Accessories, Test adapter, 17.5 A	
GTIN (EAN)	4032248412679		
Qty.	25 pc(s).		



**Z-series  
ZDU 2.5N OR**

**Weidmüller Interface GmbH & Co. KG**  
 Klingenbergstraße 26  
 D-32758 Detmold  
 Germany  
 Fon: +49 5231 14-0  
 Fax: +49 5231 14-292083  
 www.weidmueller.com

**Accessories**

**Slotted screwdriver**


Slotted screwdriver with rounded blade SD DIN 5265, ISO 2380/2, output to DIN 5264, ISO 2380/1. ChromTop tip, SoftFinish grip



**General ordering data**

Type	SDS 0.6X3.5X100	Version
Order No.	<a href="#">9008330000</a>	Screwdriver, Blade width (B): 3.5 mm, Blade length: 100 mm, Blade thickness (A): 0.6 mm
GTIN (EAN)	4032248056286	
Qty.	1 pc(s).	

**Blank**



WS markers are the perfect match for the W-series connectors. Thanks to their system compatibility, the WS tags can also be used with the I-series and the Z-series. The large marking surfaces do not only permit long character strings but also multi-line text. WS markers are ideal for labels with long, customised character strings. Thanks to the proven MultiCard format, printing with laser printer, PrintJet ADVANCED, plotter or MC-Mobilo is possible.

- Can be fitted in strips or individually
- Markers in proven MultiCard format


**For custom printing:** Please send us a file of our labeling software M-Print PRO or M-Print PRO Online (without installation) for your labeling specifications.

**General ordering data**

Type	WS 10/5 MC NE WS	Version
Order No.	<a href="#">1635000000</a>	WS, Terminal marker, 10 x 5 mm, Pitch in mm (P): 5.00 Weidmueller, Allen-Bradley, white
GTIN (EAN)	4008190261948	
Qty.	720 pc(s).	

**Data sheet****Z-series  
ZDU 2.5N OR**

**Weidmüller Interface GmbH & Co. KG**  
Klingenbergstraße 26  
D-32758 Detmold  
Germany  
Fon: +49 5231 14-0  
Fax: +49 5231 14-292083  
www.weidmueller.com

**Accessories****End brackets****Spring connection with tension clamp Technology**

Tension clamp technology is a universal contact system for all common conductor connection types. Its fantastic level of flexibility makes the tension clamp a profitable alternative connection.

**General ordering data**

Type	ZEW 35	Version
Order No.	<a href="#">9540000000</a>	Z-series, End bracket
GTIN (EAN)	4008190956264	
Qty.	20 pc(s).	