


**W-Series**  
**WDU 35 RT****Weidmüller Interface GmbH & Co. KG**  
Klingenbergstraße 26  
D-32758 Detmold  
Germany  
Fon: +49 5231 14-0  
Fax: +49 5231 14-292083  
www.weidmueller.com**Product image****Klippon® Connect with clamping yoke Technology**

The high reliability and variety of designs of the terminal blocks with clamping yoke connections make planning easier and optimises operational safety. Klippon® Connect provides a proven response to a range of different requirements.

**General ordering data**

Type	WDU 35 RT
Order No.	<a href="#">1298080000</a>
Version	Feed-through terminal, Screw connection, 35 mm², 1000 V, 125 A, red
GTIN (EAN)	4050118096330
Qty.	40 pc(s).

**W-Series**  
**WDU 35 RT**

**Weidmüller Interface GmbH & Co. KG**  
 Klingenbergstraße 26  
 D-32758 Detmold  
 Germany  
 Fon: +49 5231 14-0  
 Fax: +49 5231 14-292083  
 www.weidmueller.com

**Technical data****Dimensions and weights**

Width	16 mm	Width (inches)	0.63 inch
Height	60 mm	Height (inches)	2.362 inch
Depth	62.5 mm	Depth (inches)	2.461 inch
Depth including DIN rail	63 mm	Net weight	51.3 g

**Temperatures**

Storage temperature, max.	40 °C	Storage temperature, min.	10 °C
Storage temperature	10 °C...40 °C	Continuous operating temp., min.	-60 °C
Continuous operating temp., max.	130 °C		

**Material data**

Material	Wemid	Colour	red
UL 94 flammability rating	V-0		

**Rating data IECEx/ATEX**

Certificate No. (ATEX)	DEMKO14ATEX1338U	Certificate No. (IECEX)	IECEXULD14.0005U
Max. voltage (ATEX)	690 V	Current (ATEX)	115 A
Wire cross section max. (ATEX)	35 mm <sup>2</sup>	Max. voltage (IECEX)	690 V
Current (IECEX)	115 A	Wire cross section max. (IECEX)	35 mm <sup>2</sup>
Marking EN 60079-7	Ex eb II C Gb	Ex 2014/34/EU label	II 2 G D

**System specifications**

Version	Screw connection, for screwable cross-connection, One end without connector	End cover plate required	Yes
Number of potentials	1	Number of levels	1
Number of clamping points per level	2	Number of potentials per tier	1
Levels cross-connected internally	No	PE connection	No
Rail	TS 35	N-function	No
PE function	No	PEN function	Yes

**2 clampable conductors (H05V/H07V) with equal cross-section (rated connection)**

Cross-section for connected wire, stranded, two clampable wires, min.	16 mm <sup>2</sup>	Cross-section for connected wire, stranded, two clampable wires, max.	16 mm <sup>2</sup>
Wire connection cross section, finely stranded, two clampable wires, min.	2.5 mm <sup>2</sup>	Wire cross-section, finely stranded, two clampable wires, max.	16 mm <sup>2</sup>
Wire connection cross section, finely stranded with wire-end ferrules DIN 46228/1, 2 clampable wires, min.	2.5 mm <sup>2</sup>	Wire connection cross section, finely stranded with wire-end ferrules DIN 46228/1, 2 clampable wires, max.	16 mm <sup>2</sup>

**Additional technical data**

Explosion-tested version	Yes	Number of similar terminals	1
Open sides	right	Type of mounting	Snap-on

**W-Series**  
**WDU 35 RT**

**Weidmüller Interface GmbH & Co. KG**  
 Klingenbergstraße 26  
 D-32758 Detmold  
 Germany  
 Fon: +49 5231 14-0  
 Fax: +49 5231 14-292083  
 www.weidmueller.com

**Technical data****Conductors for clamping (rated connection)**

Blade size	6.5 x 1.2 mm	Clamping range, max.	50 mm <sup>2</sup>
Clamping range, min.	2.5 mm <sup>2</sup>	Clamping screw	M 6
Connection cross-section, stranded, max.	50 mm <sup>2</sup>	Connection cross-section, stranded, min.	2.5 mm <sup>2</sup>
Connection direction	on side	Gauge to IEC 60947-1	B8
Number of connections	2	Stripping length	18 mm
Tightening torque, max.	5 Nm	Tightening torque, min.	4 Nm
Twin wire-end ferrules, max.	16 mm <sup>2</sup>	Twin wire-end ferrules, min.	1.5 mm <sup>2</sup>
Type of connection	Screw connection	Wire connection cross section AWG, max.	AWG 2
Wire connection cross section AWG, min.	AWG 12	Wire connection cross section, finely stranded, max.	35 mm <sup>2</sup>
Wire connection cross-section, finely stranded with wire-end ferrules DIN 46228/1, max.	35 mm <sup>2</sup>	Wire connection cross-section, finely stranded with wire-end ferrules DIN 46228/1, min.	2.5 mm <sup>2</sup>
Wire connection cross-section, finely stranded with wire-end ferrules DIN 46228/4, max.	35 mm <sup>2</sup>	Wire connection cross-section, finely stranded with wire-end ferrules DIN 46228/4, min.	2.5 mm <sup>2</sup>
Wire connection cross-section, finely stranded, min.	2.5 mm <sup>2</sup>	Wire connection cross-section, solid core, max.	16 mm <sup>2</sup>
Wire connection cross-section, solid core, min.	2.5 mm <sup>2</sup>		

**Rating data**

Rated cross-section	35 mm <sup>2</sup>	Rated voltage	1,000 V
Rated current	125 A	Current at maximum wires	150 A
Standards	IEC 60947-7-1	Volume resistance according to IEC 60947-7-x	0.26 mΩ
Power loss in accordance with IEC 60947-7-x	4 W	Rated impulse withstand voltage	8 kV
Pollution severity	3	Surge voltage category	III

**Strap connection**

Band 1, Number of layers, min.	3: 9 x 0.8	Band 1, number of layers, max.	9: 9 x 0.8
--------------------------------	------------	--------------------------------	------------

**Classifications**

ETIM 6.0	EC000897	ETIM 7.0	EC000897
eClass 9.0	27-14-11-20	eClass 9.1	27-14-11-20
eClass 10.0	27-14-11-20		

**Approvals**

Approvals



ROHS Conform

**Data sheet****W-Series  
WDU 35 RT**

**Weidmüller Interface GmbH & Co. KG**  
Klingenbergstraße 26  
D-32758 Detmold  
Germany  
Fon: +49 5231 14-0  
Fax: +49 5231 14-292083  
www.weidmueller.com

**Technical data****Downloads**

Approval/Certificate/Document of Conformity	<a href="#">Attestation of Conformity</a> <a href="#">IECEX Certificate</a> <a href="#">CB Testreport</a> <a href="#">CB Certificate</a> <a href="#">DE_PT1001_20160414_183_ISSUE01.pdf</a> <a href="#">ATEX Certificate</a>
Engineering Data	<a href="#">EPLAN, WSCAD, Zuken E3.S</a>
Engineering Data	<a href="#">STEP</a>
User Documentation	<a href="#">NTI WDU/WPE 35.pdf</a> <a href="#">StorageConditionsTerminalBlocks</a>

**Safety note**

Safety notice	<a href="#">Safety Information</a>
---------------	------------------------------------

**Data sheet**

**W-Series**  
**WDU 35 RT**

**Weidmüller Interface GmbH & Co. KG**  
Klingenbergstraße 26  
D-32758 Detmold  
Germany  
Fon: +49 5231 14-0  
Fax: +49 5231 14-292083  
[www.weidmueller.com](http://www.weidmueller.com)

**Drawings**



## W-Series WDU 35 RT

**Weidmüller Interface GmbH & Co. KG**  
 Klingenbergstraße 26  
 D-32758 Detmold  
 Germany  
 Fon: +49 5231 14-0  
 Fax: +49 5231 14-292083  
 www.weidmueller.com

# Accessories

## Blank



WS markers are the perfect match for the W-series connectors. Thanks to their system compatibility, the WS tags can also be used with the I-series and the Z-series. The large marking surfaces do not only permit long character strings but also multi-line text. WS markers are ideal for labels with long, customised character strings. Thanks to the proven MultiCard format, printing with laser printer, PrintJet ADVANCED, plotter or MC-Mobilo is possible.


- Can be fitted in strips or individually
- Markers in proven MultiCard format

**For custom printing:** Please send us a file of our labeling software M-Print PRO or M-Print PRO Online (without installation) for your labeling specifications.

### General ordering data

Type	WS 12/5 MC NE WS	Version
Order No.	<a href="#">1609860000</a>	WS, Terminal marker, 12 x 5 mm, Pitch in mm (P): 5.00 Weidmueller,
GTIN (EAN)	4008190203481	Allen-Bradley, white
Qty.	720 pc(s).	

## ZGB pivotable group tag holder



The ZGB 15 is a hinged group tag carrier. The tag carrier can hold the dekafix 5, WS 12/5 terminal markers or the inlay tag ESO 15.

The ZGB 30 is a hinged group tag carrier. The tag carrier can hold the dekafix 5, WS 12/5 terminal markers or the inlay tag ESO 7.

Inlay tags and protective strips can be found under "Accessories".

### General ordering data

Type	ZGB 30	Version
Order No.	<a href="#">1611930000</a>	Terminal markers, Terminal marker, 32 x 7 mm, Pitch in mm (P): 5.00
GTIN (EAN)	4008190002251	white
Qty.	20 pc(s).	
Type	ZGB 15	Version
Order No.	<a href="#">1636530000</a>	Terminal markers, Terminal marker, 15 x 7 mm, Pitch in mm (P): 5.00
GTIN (EAN)	4008190297053	Weidmueller, white
Qty.	20 pc(s).	

## W-Series WDU 35 RT

**Weidmüller Interface GmbH & Co. KG**  
 Klingenbergstraße 26  
 D-32758 Detmold  
 Germany  
 Fon: +49 5231 14-0  
 Fax: +49 5231 14-292083  
 www.weidmueller.com

## Accessories

### Step-down bridges



#### Klippon® Connect with clamping yoke Technology

The high reliability and variety of designs of the terminal blocks with clamping yoke connections make planning easier and optimises operational safety. Klippon® Connect provides a proven response to a range of different requirements.

#### General ordering data

Type	WQV 35-10	Version
Order No.	<a href="#">1068000000</a>	W-Series, Cross-connector, For the terminals, Number of poles: 2
GTIN (EAN)	4008190141011	
Qty.	10 pc(s).	
Type	WQV 35-4/6	Version
Order No.	<a href="#">1064200000</a>	W-Series, Cross-connector, For the terminals, Number of poles: 2
GTIN (EAN)	4008190072919	
Qty.	10 pc(s).	
Type	WQV 35-2.5	Version
Order No.	<a href="#">1064100000</a>	W-Series, Cross-connector, For the terminals, Number of poles: 3
GTIN (EAN)	4008190142285	
Qty.	10 pc(s).	

### WQV 35



#### Klippon® Connect with clamping yoke Technology

The high reliability and variety of designs of the terminal blocks with clamping yoke connections make planning easier and optimises operational safety. Klippon® Connect provides a proven response to a range of different requirements.

#### General ordering data

Type	WQV 35/10	Version
Order No.	<a href="#">1053160000</a>	W-Series, Cross-connector, For the terminals, Number of poles: 10
GTIN (EAN)	4008190026028	
Qty.	10 pc(s).	
Type	WQV 35/2	Version
Order No.	<a href="#">1053060000</a>	W-Series, Cross-connector, For the terminals, Number of poles: 2
GTIN (EAN)	4008190097349	
Qty.	50 pc(s).	
Type	WQV 35/4	Version
Order No.	<a href="#">1055460000</a>	W-Series, Cross-connector, For the terminals, Number of poles: 4
GTIN (EAN)	4008190130275	
Qty.	50 pc(s).	

## Data sheet

### W-Series WDU 35 RT

**Weidmüller Interface GmbH & Co. KG**  
 Klingenbergstraße 26  
 D-32758 Detmold  
 Germany  
 Fon: +49 5231 14-0  
 Fax: +49 5231 14-292083  
 www.weidmueller.com

## Accessories

Type	WQV 35/3	Version
Order No.	<a href="#">1055360000</a>	W-Series, Cross-connector, For the terminals, Number of poles: 3
GTIN (EAN)	4008190007249	
Qty.	50 pc(s).	

## Partition plates



### Klippon® Connect with clamping yoke Technology

The high reliability and variety of designs of the terminal blocks with clamping yoke connections make planning easier and optimises operational safety. Klippon® Connect provides a proven response to a range of different requirements.

## General ordering data

Type	WTW EN	Version
Order No.	<a href="#">1058800000</a>	W-Series, Separation plate
GTIN (EAN)	4008190140175	
Qty.	20 pc(s).	

## Blank



The Dekafix (DEK) marker is the universal marker for all conductor and plug-in connectors as well as for electronic sub-assemblies. The system is ideal for short number sequences and covers a wide range of ready-printed markers.

Strips for fast installation in only one work step. The printing is easy to read, rich in contrast and available in various widths.

- Large range of ready-to-use markers
- Strips for fast installation
- Terminal markers, suitable for all Weidmüller cable connectors
- Available as blank MultiCard or with standard printing

**For custom printing:** Please send us a file of our labeling software M-Print PRO or M-Print PRO Online (without installation) for your labeling specifications.

## General ordering data

Type	DEK 5/5 MC NE WS	Version
Order No.	<a href="#">1609801044</a>	Dekafix, Terminal marker, 5 x 5 mm, Pitch in mm (P): 5.00
GTIN (EAN)	4008190397111	Weidmueller, white
Qty.	1,000 pc(s).	



**W-Series  
WDU 35 RT**

**Weidmüller Interface GmbH & Co. KG**  
 Klingenbergstraße 26  
 D-32758 Detmold  
 Germany  
 Fon: +49 5231 14-0  
 Fax: +49 5231 14-292083  
 www.weidmueller.com

**Accessories**

**End brackets**



**Klippon® Connect with clamping yoke Technology**

The high reliability and variety of designs of the terminal blocks with clamping yoke connections make planning easier and optimises operational safety. Klippon® Connect provides a proven response to a range of different requirements.

**General ordering data**

Type	WEW 35/1	Version
Order No.	<a href="#">1059000000</a>	W-Series, End bracket
GTIN (EAN)	4008190172282	
Qty.	50 pc(s).	

**with flash**



The WAD connector marker is suitable for W-series terminals and for the WEW 35/2 and ZEW 35/2 end brackets. The markers are available as blank markers, with custom printing or standard print with lightning symbol. The WAD MultiCard markers are suitable for labelling with PrintJet ADVANCED printers.

- High-quality and resistant printing with PrintJet
- WAD marker and cover for the W-series terminals and the WEW 35/2 or ZEW 35/2 end brackets
- Available as blank markers, with custom printing or standard print with lightning symbol
- Quick and easy installation

**For custom printing:** Please send us a file of our labeling software M-Print PRO or M-Print PRO Online (without installation) for your labeling specifications.

**General ordering data**

Type	WAD 12 MC B GE/SW	Version
Order No.	<a href="#">2445090000</a>	Group markers, Cover, 36.2 x 11.9 mm, yellow
GTIN (EAN)	4050118457896	
Qty.	32 pc(s).	

## W-Series WDU 35 RT

**Weidmüller Interface GmbH & Co. KG**  
 Klingenbergstraße 26  
 D-32758 Detmold  
 Germany  
 Fon: +49 5231 14-0  
 Fax: +49 5231 14-292083  
 www.weidmueller.com

# Accessories

## End plates



### Klippon® Connect with clamping yoke Technology

The high reliability and variety of designs of the terminal blocks with clamping yoke connections make planning easier and optimises operational safety. Klippon® Connect provides a proven response to a range of different requirements.

### General ordering data

Type	WAP 16+35 WTW 2.5-10	Version
Order No.	<a href="#">1050100000</a>	W-Series, End plate, Separation plate
GTIN (EAN)	4008190079901	
Qty.	20 pc(s).	
Type	WAP 16+35 WTW 2.5-10 BL	Version
Order No.	<a href="#">1050180000</a>	W-Series, End plate, Separation plate
GTIN (EAN)	4008190013899	
Qty.	20 pc(s).	

## Non-insulated sockets



### Klippon® Connect with clamping yoke Technology

The high reliability and variety of designs of the terminal blocks with clamping yoke connections make planning easier and optimises operational safety. Klippon® Connect provides a proven response to a range of different requirements.

### General ordering data


Type	STB 14/D6/4/M3 SAK10	Version
Order No.	<a href="#">0169900000</a>	Accessories, Socket
GTIN (EAN)	4008190076665	
Qty.	50 pc(s).	
Type	STB 16/D7/4/M4 SAK35	Version
Order No.	<a href="#">0140200000</a>	SAK Series, Socket
GTIN (EAN)	4008190134884	
Qty.	50 pc(s).	

**W-Series  
WDU 35 RT**

**Weidmüller Interface GmbH & Co. KG**  
 Klingenbergstraße 26  
 D-32758 Detmold  
 Germany  
 Fon: +49 5231 14-0  
 Fax: +49 5231 14-292083  
 www.weidmueller.com

**Accessories**

**SchT group marker carrier**



The SchT 5 S group tag carriers are clipped directly onto the TS 32 mounting rail (G-rail) or the TS 35 mounting rail (top-hat rail). It is therefore possible to label the terminal strip irrespective of the terminal and the type of terminal. SchT 5 and SchT 5 S are fitted with ESO 5, STR 5 protective strips.  
 The SchT 7 is a hinged group tag carrier for inlay tags which enables easy access to the clamping screw. The SchT 7 is fitted with ESO 7, STR 7 protective strips or DEK 5.  
 SchT 9/4 and SchT 14/6 are hinged group tag carriers for single dekafix and WS tags that enable easy access to the clamping screw.  
 SchT 9/4 and SchT 14/6 are fitted with WS or DEK. Inlay tags and protective strips can be found under "Accessories".

**General ordering data**

Type	SCHT 7	Version
Order No.	<a href="#">0517960000</a>	SCHT, Terminal marker, 39.3 x 8 mm, Pitch in mm (P): 7.00
GTIN (EAN)	4008190001742	Weidmueller, white
Qty.	20 pc(s).	

**Blank**



The WAD connector marker is suitable for W-series terminals and for the WEW 35/2 and ZEW 35/2 end brackets. The markers are available as blank markers, with custom printing or standard print with lightning symbol. The WAD MultiCard markers are suitable for labelling with PrintJet ADVANCED printers.

- High-quality and resistant printing with PrintJet
- WAD marker and cover for the W-series terminals and the WEW 35/2 or ZEW 35/2 end brackets
- Available as blank markers, with custom printing or standard print with lightning symbol
- Quick and easy installation

**For custom printing:** Please send us a file of our labeling software M-Print PRO or M-Print PRO Online (without installation) for your labeling specifications.

**General ordering data**

Type	WAD 12 MC NE GE	Version
Order No.	<a href="#">2445080000</a>	Group markers, Cover, 36.2 x 11.9 mm, yellow
GTIN (EAN)	4050118458213	
Qty.	32 pc(s).	

**Data sheet****W-Series  
WDU 35 RT**

**Weidmüller Interface GmbH & Co. KG**  
Klingenbergstraße 26  
D-32758 Detmold  
Germany  
Fon: +49 5231 14-0  
Fax: +49 5231 14-292083  
www.weidmueller.com

**Accessories**

Type	WAD 12 MC NE WS	Version
Order No.	<a href="#">2445070000</a>	Group markers, Cover, 36.2 x 11.9 mm, white
GTIN (EAN)	4050118458220	
Qty.	32 pc(s).	