

VSSC VSSC4 GDT55VUC 20kA EX

Weidmüller Interface GmbH & Co. KG

Klingenbergstraße 26

D-32758 Detmold

Germany

Fon: +49 5231 14-0

Fax: +49 5231 14-292083

www.weidmueller.com



Surge protection with individual components
With gas-discharge tubes in terminal design
Gas-discharge tubes / sparkover gaps (GDT) are designed with a terminal shape. They are approved for a maximum DC voltage, which is printed on the component. Any voltage greater than the amount specified is safely discharged within about 10-100µs. Gas arresters can be used for high-power applications.

General ordering data

Type	VSSC4 GDT55VUC 20kA EX
Order No.	1064040000
Version	Surge protection for instrumentation and control, 55 V, 80 V, 300 mA, IEC61643-21:2009, DIN EN 60079-0:2009, DIN EN 60079-26:2007, DIN EN 61241-11:2006
GTIN (EAN)	4032248829453
Qty.	1 pc(s).

Creation date May 1, 2020 3:00:54 PM CEST

Catalogue status 17.04.2020 / We reserve the right to make technical changes.

VSSC VSSC4 GDT55VUC 20kA EX

Weidmüller Interface GmbH & Co. KG
Klingenbergstraße 26
D-32758 Detmold
Germany
Fon: +49 5231 14-0
Fax: +49 5231 14-292083
www.weidmueller.com

Technical data

Dimensions and weights

Width	12.4 mm	Width (inches)	0.488 inch
Height	76 mm	Height (inches)	2.992 inch
Depth	58.5 mm	Depth (inches)	2.303 inch
Net weight	36.4 g		

Temperatures

Humidity	5...96 %	Operating temperature, max.	70 °C
Operating temperature, min.	-40 °C	Storage temperature, max.	80 °C
Storage temperature, min.	-40 °C	Operating temperature	-40 °C...70 °C
Storage temperature	-40 °C...80 °C		

Probability of failure

λges	10	MTTF	11,416 Jahre
PFH in 1*10 ⁻⁹ per hour	0	SFF	100 %
SIL in compliance with IEC 61508	3		

Environmental Product Compliance

REACH SVHC	Lead 7439-92-1
------------	----------------

Protection Ex - Data

ATEX - dust labelling	II 1 D Ex ia III C T135 °C ... T85 °C Da	ATEX - gas labelling	II 1 G Ex ia IIC T4... T6 Ga
IECEx - dust labelling	II 1 D Ex ia III C T135 °C ... T85 °C Da	IECEx - gas labelling	II 1 G Ex ia IIC T4... T6 Ga
Input power, max. P _I	0.75 W	Input voltage, max. U _i	55 V
Internal capacity, max. C _I	0 nF	Internal inductance, max. L _I	0 μH
Temperature class T4/135°C (-40°C ... +120 °C) li	300 mA	Temperature class T5/100°C (-40 °C ... +85 °C) li	300 mA
Temperature class T6/85 °C (-40 °C ... +70 °C) li	300 mA		

CSA protection data

Gas group C	IIB	Gas group D	IIA
Gas groups A, B	IIC	Input current, max. I _I	300 mA
Input voltage, max. U _i	55 V	Internal capacity, max. C _I	0 nF
Internal inductance, max. L _I	0 μH		

General data

Colour	Light Blue	Design	Terminal
Isolating function	No	Optical function display	No
Protection degree	IP20	Rail	TS 35
Segment	Measurement - Monitoring - Setting	UL 94 flammability rating	V-0
Version	Surge protection for measurement and control		

Insulation coordination acc. to EN 50178

Pollution severity	2	Surge voltage category	III
--------------------	---	------------------------	-----

Creation date May 1, 2020 3:00:54 PM CEST

VSSC
VSSC4 GDT55VUC 20kA EX

Weidmüller Interface GmbH & Co. KG
 Klingenbergstraße 26
 D-32758 Detmold
 Germany
 Fon: +49 5231 14-0
 Fax: +49 5231 14-292083
 www.weidmueller.com

Technical data**Rated data IEC / EN**

Rated voltage (AC)	55 V	Rated voltage (DC)	80 V
Voltage type	AC/DC	Max. continuous voltage, U_c (AC)	55 V
Max. continuous voltage, U_c (DC)	38 V	Discharge current, max. (8/20 μ s)	20 kA
Discharge current I_n (8/20 μ s) wire-PE	5 kA	Discharge current I_{max} (8/20 μ s) wire-PE	20 kA
Lightning test current I_{imp} (10/350 μ s)	2.5 kA	Standards	IEC61643-21:2009, DIN EN 60079-0:2009, DIN EN 60079-26:2007, DIN EN 61241-11:2006
Protection level U_p (typ.)	≤ 1900 V	Capacitance	4.65 pF
Dielectric strength at FG against PE	≥ 500 V	Input voltage, max. U_i	55 V
Number of poles	1	Overload - failure mode	Modus 2
Pulse-reset capacity	≤ 20 ms	Rated current I_N	300 mA
Requirements category acc. to IEC 61643-21	C2, C3, D1	Surge current-carrying capacity C2	5 kA 8/20 μ s
Surge current-carrying capacity C3	100 A 10/1000 μ s	Surge current-carrying capacity D1	2.5 kA 10/350 μ s
Volume resistance	$< 0.1 \Omega$		

Further details of approvals

GOST certificate	GOST-Zertifikat
------------------	-----------------

Connection data

Type of connection	Screw connection	Tightening torque, min.	0.5 Nm
Tightening torque, max.	0.8 Nm	Clamping range, min.	0.5 mm ²
Clamping range, max.	4 mm ²	Wire cross-section, solid, min.	0.5 mm ²
Wire cross-section, solid, max.	6 mm ²	Conductor cross-section, flexible, AEH (DIN 46228-1), min.	0.5 mm ²
Conductor cross-section, flexible, AEH (DIN 46228-1), max.	4 mm ²	Connection cross-section, stranded, min.	0.5 mm ²
Connection cross-section, stranded, max.	4 mm ²		

Classifications

ETIM 6.0	EC000943	ETIM 7.0	EC000943
eClass 9.0	27-13-08-07	eClass 9.1	27-13-08-07
eClass 10.0	27-13-08-07	UNSPSC	30-21-18-11

Approvals

Approvals



ROHS Conform

Data sheet**VSSC
VSSC4 GDT55VUC 20kA EX**


Weidmüller Interface GmbH & Co. KG
Klingenbergstraße 26
D-32758 Detmold
Germany
Fon: +49 5231 14-0
Fax: +49 5231 14-292083
www.weidmueller.com

Technical data**Downloads**

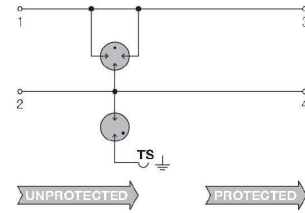
Approval/Certificate/Document of Conformity	Declaration of Conformity
Brochure/Catalogue	CAT 4.4 ELECTR 16/17 EN
Engineering Data	EPLAN, WSCAD
Engineering Data	STEP
User Documentation	Instruction sheet VSSC Instruction sheet VSSC EX

Data sheet**VSSC
VSSC4 GDT55VUC 20kA EX**

Weidmüller Interface GmbH & Co. KG
Klingenbergstraße 26
D-32758 Detmold
Germany
Fon: +49 5231 14-0
Fax: +49 5231 14-292083
www.weidmueller.com

Drawings

Similar to illustration



Circuit diagram

VSSC VSSC4 GDT55VUC 20kA EX

Weidmüller Interface GmbH & Co. KG
 Klingenbergstraße 26
 D-32758 Detmold
 Germany
 Fon: +49 5231 14-0
 Fax: +49 5231 14-292083
 www.weidmueller.com

Accessories

Accessories (end plates)


End plates (AP) for the VSSC product series in light blue and black



General ordering data

Type	AP VSSC4 LB	Version
Order No.	1067240000	VSSC, End plate
GTIN (EAN)	4032248999873	
Qty.	50 pc(s).	

Blank



The Dekafix (DEK) marker is the universal marker for all conductor and plug-in connectors as well as for electronic sub-assemblies. The system is ideal for short number sequences and covers a wide range of ready-printed markers.

Strips for fast installation in only one work step. The printing is easy to read, rich in contrast and available in various widths.

- Large range of ready-to-use markers
- Strips for fast installation
- Terminal markers, suitable for all Weidmüller cable connectors
- Available as blank MultiCard or with standard printing

For custom printing: Please send us a file of our labeling software M-Print PRO or M-Print PRO Online (without installation) for your labeling specifications.

General ordering data

Type	DEK 5/5 MC NE WS	Version
Order No.	1609801044	Dekafix, Terminal marker, 5 x 5 mm, Pitch in mm (P): 5.00
GTIN (EAN)	4008190397111	Weidmueller, white
Qty.	1,000 pc(s).	