


**W-Series
WDL 2.5/S/N**

Weidmüller Interface GmbH & Co. KG
Klingenbergstraße 26
D-32758 Detmold
Germany
Fon: +49 5231 14-0
Fax: +49 5231 14-292083
www.weidmueller.com

Product image**Building installation wiring**

For building installations, we offer a complete system that revolves around the 10×3 copper rail and comprises perfectly coordinated components: from installation terminal blocks, neutral conductor terminal blocks and distribution terminal blocks to comprehensive accessories such as busbars and busbar holders.

General ordering data

Type	WDL 2.5/S/N
Order No.	1030900000
Version	W-Series, Distributor terminal block for N rail, Rated cross-section: 2.5 mm ² , Screw connection
GTIN (EAN)	4008 190 145 781
Qty.	50 pc(s).

Creation date May 1, 2020 8:30:24 AM CEST

Catalogue status 17.04.2020 / We reserve the right to make technical changes.

W-Series
WDL 2.5/S/N

Weidmüller Interface GmbH & Co. KG
 Klingenbergstraße 26
 D-32758 Detmold
 Germany
 Fon: +49 5231 14-0
 Fax: +49 5231 14-292083
 www.weidmueller.com

Technical data**Dimensions and weights**

Width	6.1 mm	Width (inches)	0.24 inch
Height	84.5 mm	Height (inches)	3.327 inch
Depth	48 mm	Depth (inches)	1.89 inch
Net weight	10.68 g		

Temperatures

Storage temperature, max.	40 °C	Storage temperature, min.	10 °C
Storage temperature	10 °C...40 °C	Continuous operating temp., min.	-50 °C
Continuous operating temp., max.	120 °C		

Material data

Material	Wemid	Colour	dark beige
UL 94 flammability rating	V-0		

System specifications

Version	Screw connection, for screwable cross-connection, One end without connector	End cover plate required	Yes
Number of potentials	1	Number of levels	1
Number of clamping points per level	2	Number of potentials per tier	1
Levels cross-connected internally	No	PE connection	No
Rail	TS 35	N-function	Yes
PE function	No	PEN function	No

Additional technical data

Explosion-tested version	No	Number of similar terminals	1
Open sides	right	Type of mounting	Snap-on

CSA rating data

Certificate No. (CSA)	12400-296	Current size B (CSA)	10 A
Current size D (CSA)	10 A	Voltage size B (CSA)	300 V
Voltage size D (CSA)	300 V	Wire cross section max. (CSA)	12 AWG
Wire cross section min. (CSA)	26 AWG		

Conductors for clamping (additional connection)

Conductor cross-section, flexible plus plastic collar DIN 46228/1, further connection, max.	2.5 mm ²
---	---------------------

W-Series
WDL 2.5/S/N

Weidmüller Interface GmbH & Co. KG
 Klingenbergstraße 26
 D-32758 Detmold
 Germany
 Fon: +49 5231 14-0
 Fax: +49 5231 14-292083
 www.weidmueller.com

Technical data
Conductors for clamping (rated connection)

Blade size	0.6 x 3.5 mm	Clamping range, max.	4 mm ²
Clamping range, min.	0.13 mm ²	Clamping screw	M 2.5
Connection cross-section, stranded, max.	4 mm ²	Connection cross-section, stranded, min.	1.5 mm ²
Connection direction	on side	Gauge to IEC 60947-1	A3
Number of connections	2	Stripping length	8 mm
Tightening torque, max.	0.6 Nm	Tightening torque, min.	0.4 Nm
Torque level with DMS electric screwdriver	1	Type of connection	Screw connection
Wire connection cross section AWG, max.	AWG 12	Wire connection cross section AWG, min.	AWG 26
Wire connection cross section, finely stranded, max.	4 mm ²	Wire connection cross-section, finely stranded with wire-end ferrules DIN 46228/1, max.	2.5 mm ²
Wire connection cross-section, finely stranded with wire-end ferrules DIN 46228/1, min.	0.25 mm ²	Wire connection cross-section, finely stranded with wire-end ferrules DIN 46228/4, max.	2.5 mm ²
Wire connection cross-section, finely stranded with wire-end ferrules DIN 46228/4, min.	0.25 mm ²	Wire connection cross-section, finely stranded, min.	0.5 mm ²
Wire connection cross-section, solid core, max.	4 mm ²	Wire connection cross-section, solid core, min.	0.5 mm ²

Disconnect terminals

For N-busbar	10 x 3 mm
--------------	-----------

PE rating data

PEN function	No
--------------	----

Rating data

Rated cross-section	2.5 mm ²	Rated voltage	400 V
Rated current	24 A	Current at maximum wires	32 A
Standards	IEC 60947-7-1	Volume resistance according to IEC 60947-7-x	1.33 mΩ
Power loss in accordance with IEC 60947-7-x	0.77 W	Rated impulse withstand voltage	6 kV
Pollution severity	3		

UL rating data

Certificate No. (UR)	E60693	Conductor size Factory wiring max. (UR)	12 AWG
Conductor size Factory wiring min. (UR)	26 AWG	Conductor size Field wiring max. (UR)	12 AWG
Conductor size Field wiring min. (UR)	22 AWG	Current size C (UR)	15 A
Voltage size C (UR)	300 V		

Classifications

ETIM 6.0	EC000897	ETIM 7.0	EC000897
eClass 9.0	27-14-11-20	eClass 9.1	27-14-11-20
eClass 10.0	27-14-11-20	UNSPSC	30-21-18-11

Data sheet**W-Series
WDL 2.5/S/N**

Weidmüller Interface GmbH & Co. KG
Klingenbergstraße 26
D-32758 Detmold
Germany
Fon: +49 5231 14-0
Fax: +49 5231 14-292083
www.weidmueller.com

Technical data**Approvals**

Approvals



ROHS

Conform

DownloadsApproval/Certificate/Document of
Conformity[DE_PT1003_20160418_747_ISSUE01.pdf](#)

Engineering Data

[EPLAN, WSCAD, Zuken E3.S](#)

Engineering Data

[STEP](#)

User Documentation

[Beipackzettel_WDL.pdf](#)
[StorageConditionsTerminalBlocks](#)**Safety note**

Safety notice

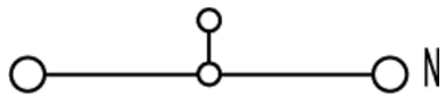
[Safety Information](#)

Data sheet

W-Series
WDL 2.5/S/N

Weidmüller Interface GmbH & Co. KG
Klingenbergstraße 26
D-32758 Detmold
Germany
Fon: +49 5231 14-0
Fax: +49 5231 14-292083
www.weidmueller.com

Drawings



Data sheet

W-Series
WDL 2.5/S/N

Weidmüller Interface GmbH & Co. KG
Klingenbergstraße 26
D-32758 Detmold
Germany
Fon: +49 5231 14-0
Fax: +49 5231 14-292083
www.weidmueller.com

Accessories

Bus bars




Building installation wiring

For building installations, we offer a complete system that revolves around the 10×3 copper rail and comprises perfectly coordinated components: from installation terminal blocks, neutral conductor terminal blocks and distribution terminal blocks to comprehensive accessories such as busbars and busbar holders.

General ordering data

Type	SSCH 10X3X1000 CU/SN	Version
Order No.	0348900000	Accessories, Busbar, Copper
GTIN (EAN)	4008190024802	
Qty.	1 m	

Blank



WS markers are the perfect match for the W-series connectors. Thanks to their system compatibility, the WS tags can also be used with the I-series and the Z-series. The large marking surfaces do not only permit long character strings but also multi-line text. WS markers are ideal for labels with long, customised character strings. Thanks to the proven MultiCard format, printing with laser printer, PrintJet ADVANCED, plotter or MC-Mobilo is possible.

- Can be fitted in strips or individually
- Markers in proven MultiCard format

For custom printing: Please send us a file of our labeling software M-Print PRO or M-Print PRO Online (without installation) for your labeling specifications.

General ordering data

Type	WS 8/5 MC NE WS	Version
Order No.	1640740000	WS, Terminal marker, 8 x 5 mm, Pitch in mm (P): 5.00 Weidmueller,
GTIN (EAN)	4008190279103	Allen-Bradley, white
Qty.	720 pc(s).	

**W-Series
WDL 2.5/S/N**

Weidmüller Interface GmbH & Co. KG
 Klingenbergstraße 26
 D-32758 Detmold
 Germany
 Fon: +49 5231 14-0
 Fax: +49 5231 14-292083
 www.weidmueller.com

Accessories
ZGB pivotable group tag holder


The ZGB 15 is a hinged group tag carrier. The tag carrier can hold the dekafix 5, WS 12/5 terminal markers or the inlay tag ESO 15.

The ZGB 30 is a hinged group tag carrier. The tag carrier can hold the dekafix 5, WS 12/5 terminal markers or the inlay tag ESO 7.

Inlay tags and protective strips can be found under "Accessories".

General ordering data

Type	ZGB 30	Version
Order No.	1611930000	Terminal markers, Terminal marker, 32 x 7 mm, Pitch in mm (P): 5.00
GTIN (EAN)	4008190002251	white
Qty.	20 pc(s).	
Type	ZGB 15	Version
Order No.	1636530000	Terminal markers, Terminal marker, 15 x 7 mm, Pitch in mm (P): 5.00
GTIN (EAN)	4008190297053	Weidmueller, white
Qty.	20 pc(s).	

End plates

Building installation wiring

For building installations, we offer a complete system that revolves around the 10×3 copper rail and comprises perfectly coordinated components: from installation terminal blocks, neutral conductor terminal blocks and distribution terminal blocks to comprehensive accessories such as busbars and busbar holders.

General ordering data

Type	WAP WDL2.5/S	Version
Order No.	1067700000	W-Series, End plate
GTIN (EAN)	4008190059316	
Qty.	20 pc(s).	

**W-Series
WDL 2.5/S/N**

Weidmüller Interface GmbH & Co. KG
 Klingenbergstraße 26
 D-32758 Detmold
 Germany
 Fon: +49 5231 14-0
 Fax: +49 5231 14-292083
 www.weidmueller.com

Accessories

Blank



The Dekafix (DEK) marker is the universal marker for all conductor and plug-in connectors as well as for electronic sub-assemblies. The system is ideal for short number sequences and covers a wide range of ready-printed markers.

Strips for fast installation in only one work step. The printing is easy to read, rich in contrast and available in various widths.

- Large range of ready-to-use markers
- Strips for fast installation
- Terminal markers, suitable for all Weidmüller cable connectors
- Available as blank MultiCard or with standard printing

For custom printing: Please send us a file of our labeling software M-Print PRO or M-Print PRO Online (without installation) for your labeling specifications.

General ordering data

Type	DEK 5/5 MC NE WS	Version	
Order No.	1609801044	Dekafix, Terminal marker, 5 x 5 mm, Pitch in mm (P): 5.00	
GTIN (EAN)	4008190397111	Weidmueller, white	
Qty.	1,000 pc(s).		

End brackets



Klippon® Connect with clamping yoke Technology

The high reliability and variety of designs of the terminal blocks with clamping yoke connections make planning easier and optimises operational safety. Klippon® Connect provides a proven response to a range of different requirements.

General ordering data

Type	WEW 35/2	Version	
Order No.	1061200000	W-Series, End bracket	
GTIN (EAN)	4008190030230		
Qty.	100 pc(s).		

**W-Series
WDL 2.5/S/N**

Weidmüller Interface GmbH & Co. KG
 Klingenbergstraße 26
 D-32758 Detmold
 Germany
 Fon: +49 5231 14-0
 Fax: +49 5231 14-292083
 www.weidmueller.com

Accessories

Holding plates



Building installation wiring

For building installations, we offer a complete system that revolves around the 10×3 copper rail and comprises perfectly coordinated components: from installation terminal blocks, neutral conductor terminal blocks and distribution terminal blocks to comprehensive accessories such as busbars and busbar holders.

General ordering data

Type	WHP WDL2.5/S BL	Version
Order No.	1067980000	W-Series, Fixing plate
GTIN (EAN)	4008190022440	
Qty.	20 pc(s).	

Slotted screwdriver

Slotted screwdriver with rounded blade SD DIN 5265, ISO 2380/2, output to DIN 5264, ISO 2380/1. ChromTop tip, SoftFinish grip



General ordering data

Type	SDS 0.6X3.5X100	Version
Order No.	9008330000	Screwdriver, Blade width (B): 3.5 mm, Blade length: 100 mm, Blade thickness (A): 0.6 mm
GTIN (EAN)	4032248056286	
Qty.	1 pc(s).	

W-Series WDL 2.5/S/N

Weidmüller Interface GmbH & Co. KG
 Klingenbergstraße 26
 D-32758 Detmold
 Germany
 Fon: +49 5231 14-0
 Fax: +49 5231 14-292083
 www.weidmueller.com

Accessories

Busbar connections



Building installation wiring

For building installations, we offer a complete system that revolves around the 10×3 copper rail and comprises perfectly coordinated components: from installation terminal blocks, neutral conductor terminal blocks and distribution terminal blocks to comprehensive accessories such as busbars and busbar holders.

General ordering data

Type	ZB 4	Version
Order No.	031650000	Accessories, Clamping yoke for busbar, Rated cross-section: Clamping
GTIN (EAN)	4008190061999	yoke, Feed-through (bushing)
Qty.	50 pc(s).	
Type	ZB 35/M6X16	Version
Order No.	026650000	Accessories, Clamping yoke for busbar, Rated cross-section: Clamping
GTIN (EAN)	4008190102814	yoke, Feed-through (bushing)
Qty.	20 pc(s).	
Type	ZB 16 ZKSC	Version
Order No.	031660000	Accessories, Clamping yoke for busbar, Rated cross-section: Clamping
GTIN (EAN)	4008190145989	yoke, Feed-through (bushing)
Qty.	50 pc(s).	

Cross-connector



Building installation wiring

For building installations, we offer a complete system that revolves around the 10×3 copper rail and comprises perfectly coordinated components: from installation terminal blocks, neutral conductor terminal blocks and distribution terminal blocks to comprehensive accessories such as busbars and busbar holders.

General ordering data

Type	Q 10 WDL2.5S	Version
Order No.	107180000	W-Series, Cross-connector, For the terminals, Number of poles: 10
GTIN (EAN)	4008190424893	
Qty.	20 pc(s).	
Type	Q 2 WDL2.5S	Version
Order No.	107150000	W-Series, Cross-connector, For the terminals, Number of poles: 2
GTIN (EAN)	4008190424930	
Qty.	50 pc(s).	
Type	Q 4 WDL2.5S	Version
Order No.	107170000	W-Series, Cross-connector, For the terminals, Number of poles: 4
GTIN (EAN)	4008190424916	
Qty.	50 pc(s).	

Data sheet**W-Series
WDL 2.5/S/N**

Weidmüller Interface GmbH & Co. KG
Klingenbergstraße 26
D-32758 Detmold
Germany
Fon: +49 5231 14-0
Fax: +49 5231 14-292083
www.weidmueller.com

Accessories

Type	Q 20 WDL2.5S	Version
Order No.	1074200000	W-Series, Cross-connector, For the terminals, Number of poles: 20
GTIN (EAN)	4008190910501	
Qty.	20 pc(s).	

Type	Q 3 WDL2.5S	Version
Order No.	1071600000	W-Series, Cross-connector, For the terminals, Number of poles: 3
GTIN (EAN)	4008190424923	
Qty.	50 pc(s).	