


**W-Series
WDU 35/ZA BL**

Weidmüller Interface GmbH & Co. KG
 Klingenbergstraße 26
 D-32758 Detmold
 Germany
 Fon: +49 5231 14-0
 Fax: +49 5231 14-292083
 www.weidmueller.com

Product image



Klippon® Connect with clamping yoke Technology

The high reliability and variety of designs of the terminal blocks with clamping yoke connections make planning easier and optimises operational safety. Klippon® Connect provides a proven response to a range of different requirements.

General ordering data

Type	WDU 35/ZA BL
Order No.	1028880000
Version	Feed-through terminal, Screw connection, 35 mm², 1000 V, 125 A, blue
GTIN (EAN)	4008 190173548
Qty.	40 pc(s).

W-Series
WDU 35/ZA BL

Weidmüller Interface GmbH & Co. KG
 Klingenbergstraße 26
 D-32758 Detmold
 Germany
 Fon: +49 5231 14-0
 Fax: +49 5231 14-292083
 www.weidmueller.com

Technical data**Dimensions and weights**

Width	16 mm	Width (inches)	0.63 inch
Height	60 mm	Height (inches)	2.362 inch
Depth	62.5 mm	Depth (inches)	2.461 inch
Depth including DIN rail	63 mm	Weight	54 g
Net weight	51.48 g		

Temperatures

Operating temperature range	For operating temperature range see EC Design Test Certificate / IEC Ex-Certificate of Conformity	Storage temperature, max.	40 °C
Storage temperature, min.	10 °C	Storage temperature	10 °C...40 °C
Continuous operating temp., min.	-60 °C	Continuous operating temp., max.	130 °C

Material data

Material	Wemid	Colour	blue
UL 94 flammability rating	V-0		

Rating data IECEx/ATEX

Certificate No. (ATEX)	DEMKO14ATEX1338U	Certificate No. (IECEX)	IECEXULD14.0005U
Max. voltage (ATEX)	690 V	Current (ATEX)	115 A
Wire cross section max. (ATEX)	35 mm ²	Max. voltage (IECEX)	690 V
Current (IECEX)	115 A	Wire cross section max. (IECEX)	35 mm ²
Operating temperature range	For operating temperature range see EC Design Test Certificate / IEC Ex-Certificate of Conformity	Marking EN 60079-7	Ex eb II C Gb
Ex 2014/34/EU label	II 2 G D		

System specifications

Version	Screw connection, for screwable cross-connection, With assembly peg, One end without connector	End cover plate required	Yes
Number of potentials	1	Number of levels	1
Number of clamping points per level	2	Number of potentials per tier	1
Levels cross-connected internally	No	PE connection	No
Rail	TS 35	N-function	Yes
PE function	No	PEN function	Yes

2 clampable conductors (H05V/H07V) with equal cross-section (rated connection)

Cross-section for connected wire, stranded, two clampable wires, min.	16 mm ²	Cross-section for connected wire, stranded, two clampable wires, max.	16 mm ²
Wire connection cross section, finely stranded, two clampable wires, min.	2.5 mm ²	Wire cross-section, finely stranded, two clampable wires, max.	16 mm ²
Wire connection cross section, finely stranded with wire-end ferrules DIN 46228/1, 2 clampable wires, min.	2.5 mm ²	Wire connection cross section, finely stranded with wire-end ferrules DIN 46228/1, 2 clampable wires, max.	16 mm ²

W-Series
WDU 35/ZA BL

Weidmüller Interface GmbH & Co. KG
 Klingenbergstraße 26
 D-32758 Detmold
 Germany
 Fon: +49 5231 14-0
 Fax: +49 5231 14-292083
 www.weidmueller.com

Technical data
Additional technical data

Explosion-tested version	Yes	Number of similar terminals	1
Open sides	right	Type of mounting	Snap-on

CSA rating data

Certificate No. (CSA)	200039-1057876	Current size C (CSA)	150 A
Voltage size C (CSA)	600 V	Wire cross section max. (CSA)	2 AWG
Wire cross section min. (CSA)	12 AWG		

Conductors for clamping (rated connection)

Blade size	6.5 x 1.2 mm	Clamping range, max.	50 mm ²
Clamping range, min.	2.5 mm ²	Clamping screw	M 6
Connection cross-section, stranded, max.	50 mm ²	Connection cross-section, stranded, min.	2.5 mm ²
Connection direction	on side	Gauge to IEC 60947-1	B8
Number of connections	2	Stripping length	18 mm
Tightening torque, max.	5 Nm	Tightening torque, min.	4 Nm
Twin wire-end ferrules, max.	16 mm ²	Twin wire-end ferrules, min.	1.5 mm ²
Type of connection	Screw connection	Wire connection cross section AWG, max.	AWG 2
Wire connection cross section AWG, min.	AWG 12	Wire connection cross section, finely stranded, max.	35 mm ²
Wire connection cross-section, finely stranded with wire-end ferrules DIN 46228/1, max.	35 mm ²	Wire connection cross-section, finely stranded with wire-end ferrules DIN 46228/1, min.	2.5 mm ²
Wire connection cross-section, finely stranded with wire-end ferrules DIN 46228/4, max.	35 mm ²	Wire connection cross-section, finely stranded with wire-end ferrules DIN 46228/4, min.	2.5 mm ²
Wire connection cross-section, finely stranded, min.	2.5 mm ²	Wire connection cross-section, solid core, max.	16 mm ²
Wire connection cross-section, solid core, min.	2.5 mm ²		

Rating data

Rated cross-section	35 mm ²	Rated voltage	1,000 V
Rated current	125 A	Current at maximum wires	150 A
Standards	IEC 60947-7-1	Volume resistance according to IEC 60947-7-x	0.26 mΩ
Power loss in accordance with IEC 60947-7-x	4 W	Rated impulse withstand voltage	8 kV
Pollution severity	3		

UL rating data

Certificate No. (UR)	E60693	Conductor size Factory wiring max. (UR)	0 AWG
Conductor size Factory wiring min. (UR)	12 AWG	Conductor size Field wiring max. (UR)	0 AWG
Conductor size Field wiring min. (UR)	12 AWG	Current size C (UR)	150 A
Voltage size C (UR)	1000 V		

Classifications

ETIM 6.0	EC000897	ETIM 7.0	EC000897
eClass 9.0	27-14-11-20	eClass 9.1	27-14-11-20
eClass 10.0	27-14-11-20	UNSPSC	30-21-18-11

Creation date May 1, 2020 8:08:48 AM CEST

Data sheet

W-Series
WDU 35/ZA BL

Weidmüller Interface GmbH & Co. KG
Klingenbergstraße 26
D-32758 Detmold
Germany
Fon: +49 5231 14-0
Fax: +49 5231 14-292083
www.weidmueller.com

Technical data

Approvals

Approvals



ROHS Conform

Downloads

Approval/Certificate/Document of Conformity	IECEX Certificate CB Testreport CB Certificate DE_PT1001_20160414_189_ISSUE01.pdf ATEX Certificate
Engineering Data	EPLAN, WSCAD, Zuken E3.S
Engineering Data	STEP
User Documentation	NTI WDU/WPE 35.pdf Usage of terminals in EXi atmospheres StorageConditionsTerminalBlocks

Safety note

Safety notice	Safety Information
---------------	------------------------------------

Data sheet

W-Series
WDU 35/ZA BL

Weidmüller Interface GmbH & Co. KG
Klingenbergstraße 26
D-32758 Detmold
Germany
Fon: +49 5231 14-0
Fax: +49 5231 14-292083
www.weidmueller.com

Drawings



W-Series WDU 35/ZA BL

Weidmüller Interface GmbH & Co. KG
 Klingenbergstraße 26
 D-32758 Detmold
 Germany
 Fon: +49 5231 14-0
 Fax: +49 5231 14-292083
 www.weidmueller.com

Accessories

Blank



WS markers are the perfect match for the W-series connectors. Thanks to their system compatibility, the WS tags can also be used with the I-series and the Z-series. The large marking surfaces do not only permit long character strings but also multi-line text. WS markers are ideal for labels with long, customised character strings. Thanks to the proven MultiCard format, printing with laser printer, PrintJet ADVANCED, plotter or MC-Mobilo is possible.


- Can be fitted in strips or individually
- Markers in proven MultiCard format

For custom printing: Please send us a file of our labeling software M-Print PRO or M-Print PRO Online (without installation) for your labeling specifications.

General ordering data

Type	WS 12/5 MC NE WS	Version
Order No.	1609860000	WS, Terminal marker, 12 x 5 mm, Pitch in mm (P): 5.00 Weidmueller,
GTIN (EAN)	4008190203481	Allen-Bradley, white
Qty.	720 pc(s).	

ZGB pivotable group tag holder



The ZGB 15 is a hinged group tag carrier. The tag carrier can hold the dekafix 5, WS 12/5 terminal markers or the inlay tag ESO 15. The ZGB 30 is a hinged group tag carrier. The tag carrier can hold the dekafix 5, WS 12/5 terminal markers or the inlay tag ESO 7. Inlay tags and protective strips can be found under "Accessories".

General ordering data

Type	ZGB 30	Version
Order No.	1611930000	Terminal markers, Terminal marker, 32 x 7 mm, Pitch in mm (P): 5.00
GTIN (EAN)	4008190002251	white
Qty.	20 pc(s).	
Type	ZGB 15	Version
Order No.	1636530000	Terminal markers, Terminal marker, 15 x 7 mm, Pitch in mm (P): 5.00
GTIN (EAN)	4008190297053	Weidmueller, white
Qty.	20 pc(s).	

W-Series
WDU 35/ZA BL

Weidmüller Interface GmbH & Co. KG
 Klingenbergstraße 26
 D-32758 Detmold
 Germany
 Fon: +49 5231 14-0
 Fax: +49 5231 14-292083
 www.weidmueller.com

Accessories
WQV 35

Klippon® Connect with clamping yoke Technology

The high reliability and variety of designs of the terminal blocks with clamping yoke connections make planning easier and optimises operational safety. Klippon® Connect provides a proven response to a range of different requirements.

General ordering data

Type	WQV 35/10	Version
Order No.	1053160000	W-Series, Cross-connector, For the terminals, Number of poles: 10
GTIN (EAN)	4008190026028	
Qty.	10 pc(s).	
Type	WQV 35/2	Version
Order No.	1053060000	W-Series, Cross-connector, For the terminals, Number of poles: 2
GTIN (EAN)	4008190097349	
Qty.	50 pc(s).	
Type	WQV 35/4	Version
Order No.	1055460000	W-Series, Cross-connector, For the terminals, Number of poles: 4
GTIN (EAN)	4008190130275	
Qty.	50 pc(s).	
Type	WQV 35/3	Version
Order No.	1055360000	W-Series, Cross-connector, For the terminals, Number of poles: 3
GTIN (EAN)	4008190007249	
Qty.	50 pc(s).	

Partition plates

Klippon® Connect with clamping yoke Technology

The high reliability and variety of designs of the terminal blocks with clamping yoke connections make planning easier and optimises operational safety. Klippon® Connect provides a proven response to a range of different requirements.

General ordering data

Type	WTW EN	Version
Order No.	1058800000	W-Series, Separation plate
GTIN (EAN)	4008190140175	
Qty.	20 pc(s).	

W-Series WDU 35/ZA BL

Weidmüller Interface GmbH & Co. KG
 Klingenbergstraße 26
 D-32758 Detmold
 Germany
 Fon: +49 5231 14-0
 Fax: +49 5231 14-292083
 www.weidmueller.com

Accessories

Blank



The Dekafix (DEK) marker is the universal marker for all conductor and plug-in connectors as well as for electronic sub-assemblies. The system is ideal for short number sequences and covers a wide range of ready-printed markers.

Strips for fast installation in only one work step. The printing is easy to read, rich in contrast and available in various widths.

- Large range of ready-to-use markers
- Strips for fast installation
- Terminal markers, suitable for all Weidmüller cable connectors
- Available as blank MultiCard or with standard printing

For custom printing: Please send us a file of our labeling software M-Print PRO or M-Print PRO Online (without installation) for your labeling specifications.

General ordering data

Type	DEK 5/5 MC NE WS	Version	
Order No.	1609801044	Dekafix, Terminal marker, 5 x 5 mm, Pitch in mm (P): 5.00	
GTIN (EAN)	4008190397111	Weidmueller, white	
Qty.	1,000 pc(s).		

End brackets



Klippon® Connect with clamping yoke Technology

The high reliability and variety of designs of the terminal blocks with clamping yoke connections make planning easier and optimises operational safety. Klippon® Connect provides a proven response to a range of different requirements.

General ordering data

Type	WEW 35/1	Version	
Order No.	1059000000	W-Series, End bracket	
GTIN (EAN)	4008190172282		
Qty.	50 pc(s).		

W-Series WDU 35/ZA BL

Weidmüller Interface GmbH & Co. KG
 Klingenbergstraße 26
 D-32758 Detmold
 Germany
 Fon: +49 5231 14-0
 Fax: +49 5231 14-292083
 www.weidmueller.com

Accessories

End plates



Klippon® Connect with clamping yoke Technology


The high reliability and variety of designs of the terminal blocks with clamping yoke connections make planning easier and optimises operational safety. Klippon® Connect provides a proven response to a range of different requirements.

General ordering data

Type	WAP 16+35 WTW 2.5-10	Version
Order No.	1050100000	W-Series, End plate, Separation plate
GTIN (EAN)	4008190079901	
Qty.	20 pc(s).	

Type	WAP 16+35 WTW 2.5-10 BL	Version
Order No.	1050180000	W-Series, End plate, Separation plate
GTIN (EAN)	4008190013899	
Qty.	20 pc(s).	

SchT group marker carrier



The SchT 5 S group tag carriers are clipped directly onto the TS 32 mounting rail (G-rail) or the TS 35 mounting rail (top-hat rail). It is therefore possible to label the terminal strip irrespective of the terminal and the type of terminal. SchT 5 and SchT 5 S are fitted with ESO 5, STR 5 protective strips.

The SchT 7 is a hinged group tag carrier for inlay tags which enables easy access to the clamping screw. The SchT 7 is fitted with ESO 7, STR 7 protective strips or DEK 5.

SchT 9/4 and SchT 14/6 are hinged group tag carriers for single dekafix and WS tags that enable easy access to the clamping screw.

SchT 9/4 and SchT 14/6 are fitted with WS or DEK.

Inlay tags and protective strips can be found under "Accessories".

General ordering data

Type	SCHT 7	Version
Order No.	0517960000	SCHT, Terminal marker, 39.3 x 8 mm, Pitch in mm (P): 7.00
GTIN (EAN)	4008190001742	Weidmueller, white
Qty.	20 pc(s).	