

Item description

- For low voltages up to 50 V
- Compact size, standardized interface
- Available in two different custom coding options with mismatching protection

Subject to changes. Please also observe the further product documentation!

**Note:**

All connectors for mounted installations (snap-in versions for lighting fixtures or devices, all types of PCB and distribution connectors) are factory-equipped with locking levers to ensure plugs and sockets are securely locked. Additional locking levers are only required for flying leads (plug /socket).

Note on mismatching protection:

All WINSTA[®] components are 100% protected against mismatching when:

- a.) plugging different numbers of poles
- b.) plugging while rotated 180
- c.) plugging while laterally staggered
- d.) plugging one pole

Data**Electrical data**

Note on Contact Resistance

approx. 3mΩ contact resistance

Ratings per IEC/EN 60664-1

Ratings per	IEC/EN 60664-1
Rated voltage (III / 3)	50 V
Rated impulse voltage (III / 3)	0.8 kV
Rated current	3 A
Legend (ratings)	(III / 3) ≙ Overvoltage category III / Pollution degree 3

Connection data

Connection technology	PUSH WIRE [®]
Actuation type	Push-in
Conductor diameter	0,8 mm
Strip length	9 mm / 0.35 inch
Note (strip length)	see also packaging or instructions
No. of poles	2
Total number of connection points	2
Total number of potentials	2
Connectable sheathed cable diameter	5 ... 7 mm
Conductor entry direction to mating direction	0°

Subject to changes. Please also observe the further product documentation!

WAGO Kontakttechnik GmbH & Co. KG
 Hansastr. 27
 32423 Minden
 Phone: +49571 887-0 | Fax: +49571 887-169
 Email: info.de@wago.com | Web: www.wago.com

Do you have any questions about our products?
 We are always happy to take your call at +49 (571) 887-44222.



Geometrical Data

Width	14,1 mm / 0.555 inch
Depth	47,5 mm / 1.87 inch

Mechanical data

Technologie	KNX
Coding	F
Mating force of a plug-in connection	approx. 10 ... 15 N
Retention force of a plug-in connection	Locked: > 80 N
Unmating force of a plug-in connection	when unlocked: approx. 15 ... 20 N
Number of mating cycles	200
Marking	1+ 2-
Protection class	IP20
Note on protection class	Only when mated and secured with a strain relief housing (These compact connectors are not designed for use in open, easily accessible areas.)
Potential marking	1+ 2-
Application	KNX

Plug connection

Contact type (pluggable connector)	Male connector/plug
Connector connection type	for conductor
Mismating protection	Yes
Locking of plug-in connection	locking lever
Locking lever	no
Strain relief	strain relief housing

Material Data

Color	light gray
Insulating material	Polyamide 66 (PA 66)
Reaction to fire class per EN 50575	E _{ca}
Clamping spring material	Chrome nickel spring steel (CrNi)
Contact material	Copper alloy (surface-treated)

Subject to changes. Please also observe the further product documentation!

Fire load	0.171 MJ
Weight	5.7 g

Environmental Requirements

Processing temperature	-5 ... +40 °C
Continuous operating temperature	-35 ... +85 °C
Note on Continuous Service Temperature	Insulating parts for temperatures ≤ 105 °C

Commercial data

Product Group	20 (WINSTA)
Packaging type	BOX
Country of origin	CH
GTIN	4045454267452
Customs Tariff No.	85366990990

Counterpart



Item no. 893-1022
Socket; with strain relief housing; 2-pole; Cod. F; light gray

www.wago.com/893-1022



Item no. 893-1656
T-distribution connector; 2-pole; 1 input; 2 outputs; green

www.wago.com/893-1656



Item no. 893-2022
Snap-in socket; without locking lever; 2-pole; Cod. F; light gray

www.wago.com/893-2022



Item no. 893-269
Tap-off module; 2-pole; for plug connectors and wire assemblies WINSTA® knx coding f; 1 Nm tightening torque; with screw-type connection; light gray

www.wago.com/893-269



Item no. 893-129
Tap-off module; for flat cable; 2-pole; with cable connection on the output side; light gray

www.wago.com/893-129



Item no. 894-8992/023-107
pre-assembled interconnecting cable; Socket/plug; 2-pole; Cod. F; 1 m; gray

www.wago.com/894-8992/023-107



Item no. 894-8992/123-107
pre-assembled connecting cable; Socket/open-ended; 2-pole; Cod. F; 1 m; gray

www.wago.com/894-8992/123-107

Subject to changes. Please also observe the further product documentation!

Downloads

CAD/CAE-Data


CAE data

WSCAD Universe 893-1032


URL

Download


Installation Notes



1. Strip length, outer insulation = 23 mm




Prior to termination, pull the strain relief housing over the cable.




Insert stripped conductors directly into the conductor entries.

2. Strip length = 9 mm



Push conductors until they hit backstop.




To disconnect, open clamping unit using the actuator and pull out the conductor.




Snap wired connector into the strain relief housing.

Subject to changes. Please also observe the further product documentation!




Press strain relief firmly on the cable.




Pre-assembled KNX connector

Conductor removal



To disconnect, open clamping unit using the actuator and pull out the conductor.


Installation



Prior to termination, pull the strain relief housing over the cable.



Snap wired connector into the strain relief housing.



Press strain relief firmly on the cable.

Subject to changes. Please also observe the further product documentation!



Pre-assembled KNX connector

Product family

WINSTA® KNX

[Show all products from the family](#)

Subject to changes. Please also observe the further product documentation!