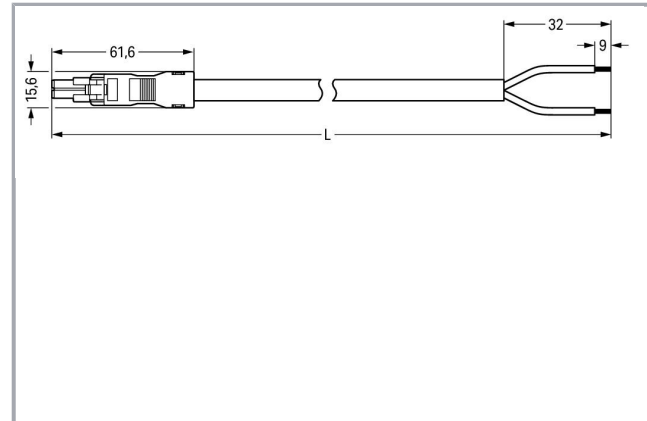



## Data sheet | Item number: 891-8992/116-202

pre-assembled connecting cable; Eca; Socket/open-ended; 2-pole; Cod. A;  
H05Z1Z1-F 2 x 1,50 mm<sup>2</sup>; 2 m; 1,50 mm<sup>2</sup>; white

[www.wago.com/891-8992/116-202](http://www.wago.com/891-8992/116-202)



### Item description

- Protected against mismatching and maintenance-free
- Compact design with 4.4 mm pole spacing

### Note:

Cables with a different fire class can be found in the eShop.

### Note on mismatching protection:

All WINSTA<sup>®</sup> components are 100% protected against mismatching when:

- plugging different numbers of poles
- plugging while rotated 180
- plugging while laterally staggered
- plugging one pole

### Safety information 1:

Application note for the U.S. market (USR): Some versions may also be used for current interruption in accordance with the UL certificate in select applications with currents below 5 A and voltages up to 600 V. For further information, please contact your local sales office.

## Data

### Electrical data

Note on Contact Resistance

approx. 1 mΩ of contact resistance approx. 0.25 mΩ contact transition plug/socket

Subject to changes. Please also observe the further product documentation!

WAGO Kontakttechnik GmbH & Co. KG  
Hansastr. 27  
32423 Minden  
Phone: +49571 887-0 | Fax: +49571 887-169  
Email: [info.de@wago.com](mailto:info.de@wago.com) | Web: [www.wago.com](http://www.wago.com)

Do you have any questions about our products?  
We are always happy to take your call at +49 (571) 887-44222.



### Ratings per IEC/EN 60664-1

Ratings per	IEC/EN 60664-1
Rated voltage (III / 3)	250 V
Rated impulse voltage (III / 3)	4 kV
Rated current	16 A
Legend (ratings)	(III / 3) ≙ Overvoltage category III / Pollution degree 3

### Approvals per UL 1977

Rated voltage per UL 1977 (factory wiring only)	600 V
Rated current per UL 1977 (factory wiring only)	14 A

### Connection data

No. of poles	2
Total number of potentials	2
Conductor preparation	tip-bonded
Cable diameter	6,8 ... 8,6 mm
Cross section of single conductor	1.5 mm <sup>2</sup>
Strip length	32 mm
Connection type	Socket - Free end

### Geometrical Data

Pin spacing	4,4 mm / 0.173 inch
Total length	2 m

### Mechanical data

Coding	A
Mating force of a plug-in connection	approx. 20 ... 70 N (depending on pole number)
Retention force of a plug-in connection	when locked: > 80N
Unmating force of a plug-in connection	when unlocked: approx. 20 ... 70 N (depending on pole number)
Number of mating cycles	200, without resistive load 100, with resistive load $I_N = 16$ A, tested (1.5mm <sup>2</sup> /AWG 16)
Connection type	Socket - Free end
Type of cable assembly	Connecting cable

Subject to changes. Please also observe the further product documentation!



Type of cable	H05Z1Z1-F 2x1.5
Marking	L N
Protection class	IP40
Potential marking	L N
Application	General mains applications

### Plug connection

Mismating protection	Yes
Locking of plug-in connection	locking lever
Locking lever	no

### Material Data

Color	white
Insulating material	Polyamide 66 (PA 66)
Reaction to fire class per EN 50575	E <sub>ca</sub>
Contact material	Copper or copper alloy (surface-treated)
Fire load	3.587 MJ
Connector color	white
Printing color of mating face	black
Strain relief color	white
Printing color of strain relief	black
Color of sheathed cable	white
Printing color of sheathed cable	black
Halogen-free	Yes
Weight	140 g

### Environmental Requirements

Processing temperature	-5 ... +40 °C
Continuous operating temperature	-35 ... +85 °C
Note on Continuous Service Temperature	PVC cable for temperatures ≤ 70 °C (including halogen-free) Insulating parts for temperatures ≤ 105 °C

### Commercial data

Packaging type	not packed
Country of origin	PL
GTIN	4055143392808

Subject to changes. Please also observe the further product documentation!

WAGO Kontakttechnik GmbH & Co. KG  
 Hansastr. 27  
 32423 Minden  
 Phone: +49571 887-0 | Fax: +49571 887-169  
 Email: [info.de@wago.com](mailto:info.de@wago.com) | Web: [www.wago.com](http://www.wago.com)


Do you have any questions about our products?  
 We are always happy to take your call at +49 (571) 887-44222.

Customs Tariff No.

85444290900

## Approvals / Certificates


### Country specific Approvals

Logo	Approval	Additional Approval Text	Certificate name
	<b>KEMA/KEUR</b> DEKRA Certification B.V.	EN 61535	2179129.02

## Counterpart

## Compatible products

### assembling

	<b>Item no.: 890-310</b> Mounting carrier; 2- to 5-pole; for flying leads; black	<a href="http://www.wago.com/890-310">www.wago.com/890-310</a>
	<b>Item no.: 890-311</b> Mounting carrier; 2- to 5-pole; for flying leads; white	<a href="http://www.wago.com/890-311">www.wago.com/890-311</a>

### Locking lever

	<b>Item no.: 890-101</b> Locking lever; for manual operation; black	<a href="http://www.wago.com/890-101">www.wago.com/890-101</a>
	<b>Item no.: 890-111</b> Locking lever; for flying leads; for tool operation; black	<a href="http://www.wago.com/890-111">www.wago.com/890-111</a>
	<b>Item no.: 890-121</b> Locking lever; for manual operation; white	<a href="http://www.wago.com/890-121">www.wago.com/890-121</a>
	<b>Item no.: 890-131</b> Locking lever; for flying leads; for tool operation; white	<a href="http://www.wago.com/890-131">www.wago.com/890-131</a>

## Downloads

### CAD/CAE-Data

#### CAE data

WSCAD Universe 891-8992/116-202	URL	Download

Subject to changes. Please also observe the further product documentation!



## Installation Notes

## Product family

*WINSTA*® MINI

[Show all products from the family](#)

Subject to changes. Please also observe the further product documentation!

---

WAGO Kontakttechnik GmbH & Co. KG

Hansastr. 27

32423 Minden

Phone: +49571 887-0 | Fax: +49571 887-169

Email: [info.de@wago.com](mailto:info.de@wago.com) | Web: [www.wago.com](http://www.wago.com)

Do you have any questions about our products?

We are always happy to take your call at +49 (571) 887-44222.