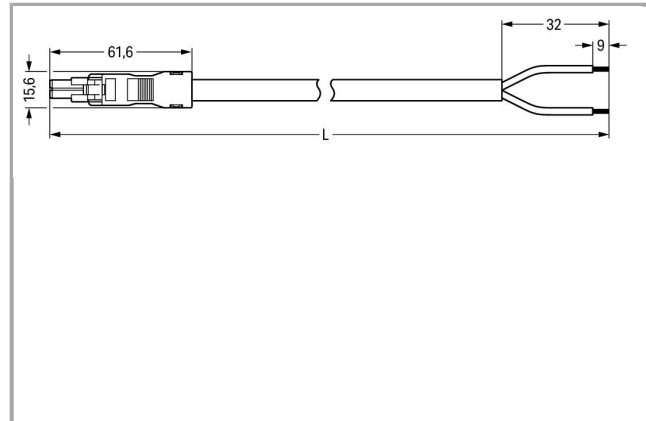



Data sheet | Item number: 891-8992/105-102

pre-assembled connecting cable; Eca; Socket/open-ended; 2-pole; Cod. A;
H05VV-F 2 x 1.0 mm²; 1 m; 1,00 mm²; white

www.wago.com/891-8992/105-102



Item description

- Protected against mismatching and maintenance-free
- Compact design with 4.4 mm pole spacing

Note:

Cables with a different fire class can be found in the eShop.

Note on mismatching protection:

All WINSTA[®] components are 100% protected against mismatching when:

- plugging different numbers of poles
- plugging while rotated 180
- plugging while laterally staggered
- plugging one pole

Safety information 1:

Application note for the U.S. market (USR): Some versions may also be used for current interruption in accordance with the UL certificate in select applications with currents below 5 A and voltages up to 600 V. For further information, please contact your local sales office.

Data

Electrical data

Note on Contact Resistance

approx. 1 mΩ of contact resistance approx. 0.25 mΩ contact transition plug/socket

Subject to changes. Please also observe the further product documentation!

WAGO Kontakttechnik GmbH & Co. KG
Hansastr. 27
32423 Minden
Phone: +49571 887-0 | Fax: +49571 887-169
Email: info.de@wago.com | Web: www.wago.com

Do you have any questions about our products?
We are always happy to take your call at +49 (571) 887-44222.

Ratings per IEC/EN 60664-1

Ratings per	IEC/EN 60664-1
Rated voltage (III / 3)	250 V
Rated impulse voltage (III / 3)	4 kV
Rated current	10 A
Legend (ratings)	(III / 3) ≙ Overvoltage category III / Pollution degree 3

Approvals per UL 1977

Rated voltage per UL 1977 (factory wiring only)	600 V
Rated current per UL 1977 (factory wiring only)	14 A

Connection data

Strip length	9 mm / 0.35 inch
No. of poles	2
Total number of potentials	2
Conductor preparation	tip-bonded
Cable diameter	5,9 ... 7,5 mm
Cross section of single conductor	1 mm ²
Strip length	32 mm
Connection type	Socket - Free end

Geometrical Data

Pin spacing	4,4 mm / 0.173 inch
Total length	1 m

Mechanical data

Coding	A
Mating force of a plug-in connection	approx. 20 ... 70 N (depending on pole number)
Retention force of a plug-in connection	when locked: > 80N
Unmating force of a plug-in connection	when unlocked: approx. 20 ... 70 N (depending on pole number)
Number of mating cycles	200, without resistive load 100, with resistive load $I_N = 16$ A, tested (1.5mm ² /AWG 16)
Connection type	Socket - free end

Subject to changes. Please also observe the further product documentation!



Type of cable assembly	Connecting cable
Type of cable	H05VV-F 2x1
Marking	L N
Protection class	IP40
Potential marking	L N
Application	General mains applications

Plug connection

Mismating protection	Yes
Locking of plug-in connection	locking lever
Locking lever	no

Material Data

Color	white
Insulating material	Polyamide 66 (PA 66)
Reaction to fire class per EN 50575	E _{ca}
Contact material	Copper or copper alloy (surface-treated)
Fire load	1.258 MJ
Connector color	white
Printing color of mating face	black
Strain relief color	white
Printing color of strain relief	black
Color of sheathed cable	white
Printing color of sheathed cable	black
Sheath material	PVC
Weight	61.6 g

Environmental Requirements

Processing temperature	-5 ... +40 °C
Continuous operating temperature	-35 ... +85 °C
Note on Continuous Service Temperature	PVC cable for temperatures ≤ 70 °C (including halogen-free) Insulating parts for temperatures ≤ 105 °C

Commercial data

Packaging type	not packed
Country of origin	PL










Subject to changes. Please also observe the further product documentation!

WAGO Kontakttechnik GmbH & Co. KG
 Hansastr. 27
 32423 Minden
 Phone: +49571 887-0 | Fax: +49571 887-169
 Email: info.de@wago.com | Web: www.wago.com

Do you have any questions about our products?
 We are always happy to take your call at +49 (571) 887-44222.

GTIN	4055143362283
Customs Tariff No.	85444290900

Counterpart

	Item no.890-132 Plug; with strain relief housing; 2-pole; 1,50 mm ² ; white	www.wago.com/890-132
	Item no.890-1656 T-distribution connector; 2-pole; Cod. A; 1 input; 2 outputs; 2 locking levers; white	www.wago.com/890-1656
	Item no.890-1665 T-distribution connector; 2-pole; Cod. A; 1 input; 2 outputs; 3 locking levers; for flying leads; white	www.wago.com/890-1665
	Item no.890-1684 h-distribution connector; 2-pole; Cod. A; 1 input; 2 outputs; outputs on one side; 2 locking levers; white	www.wago.com/890-1684
	Item no.890-1686 h-distribution connector; 2-pole; Cod. A; 1 input; 2 outputs; outputs on one side; 3 locking levers; for flying leads; white	www.wago.com/890-1686
	Item no.890-232 Plug; 2-pole; 1,50 mm ² ; white	www.wago.com/890-232
	Item no.890-732 Snap-in plug; 2-pole; Cod. A; 1,50 mm ² ; white	www.wago.com/890-732
	Item no.890-832 Plug for PCBs; straight; 2-pole; Cod. A	www.wago.com/890-832
	Item no.890-832/011-000 Plug for PCBs; angled; 2-pole; Cod. A	www.wago.com/890-832/011-000

Subject to changes. Please also observe the further product documentation!



Compatible products

Locking lever

Item no.: 890-101 Locking lever; for manual operation; black	www.wago.com/890-101
Item no.: 890-111 Locking lever; for flying leads; for tool operation; black	www.wago.com/890-111
Item no.: 890-121 Locking lever; for manual operation; white	www.wago.com/890-121
Item no.: 890-131 Locking lever; for flying leads; for tool operation; white	www.wago.com/890-131

assembling

Item no.: 890-310 Mounting carrier; 2- to 5-pole; for flying leads; black	www.wago.com/890-310
Item no.: 890-311 Mounting carrier; 2- to 5-pole; for flying leads; white	www.wago.com/890-311

Downloads

CAD/CAE-Data

CAE data

WSCAD Universe 891-8992/105-102	URL	Download
---------------------------------	---------------------	--------------------------

Installation Notes

Product family

<i>WINSTA</i>® MINI

[Show all products from the family](#)

Subject to changes. Please also observe the further product documentation!