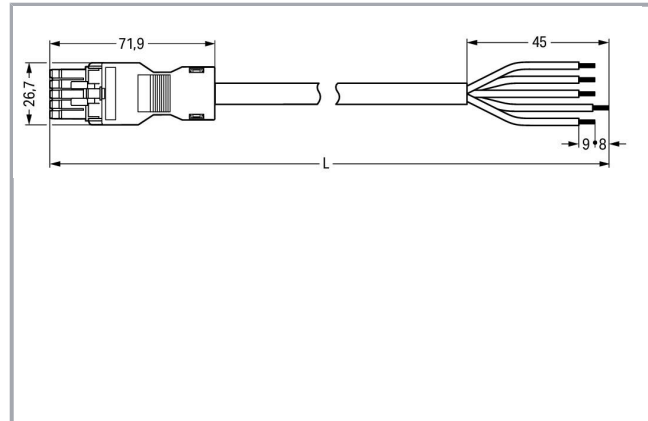
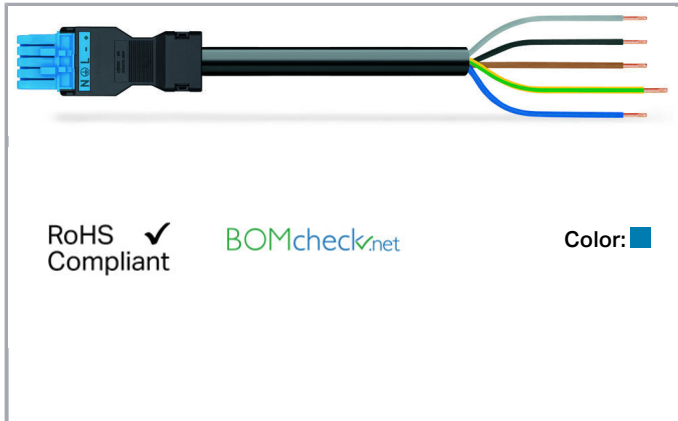


Data sheet | Item number: 891-8985/106-101

pre-assembled connecting cable; Eca; Socket/open-ended; 5-pole; Cod. I;
H05VV-F 5G 1.5 mm²; 1 m; 1,50 mm²; blue

www.wago.com/891-8985/106-101



Item description

- Protected against mismatching and maintenance-free
- Compact design with 4.4 mm pole spacing

Note:

Cables with a different fire class can be found in the eShop.

Note on mismatching protection:

All WINSTA[®] components are 100% protected against mismatching when:

- plugging different numbers of poles
- plugging while rotated 180
- plugging while laterally staggered
- plugging one pole

Safety information 1:

Application note for the U.S. market (USR): Some versions may also be used for current interruption in accordance with the UL certificate in select applications with currents below 5 A and voltages up to 600 V. For further information, please contact your local sales office.

Data

Electrical data

Note on Contact Resistance

approx. 1 mΩ of contact resistance approx. 0.25 mΩ contact transition plug/socket

Subject to changes. Please also observe the further product documentation!

WAGO Kontakttechnik GmbH & Co. KG
Hansastr. 27
32423 Minden
Phone: +49571 887-0 | Fax: +49571 887-169
Email: info.de@wago.com | Web: www.wago.com

Do you have any questions about our products?
We are always happy to take your call at +49 (571) 887-44222.



Ratings per IEC/EN 60664-1

Ratings per	IEC/EN 60664-1
Rated voltage (III / 3)	400 V
Rated impulse voltage (III / 3)	6 kV
Rated current	16 A
Legend (ratings)	(III / 3) ≙ Overvoltage category III / Pollution degree 3

Approvals per UL 1977

Rated voltage per UL 1977 (factory wiring only)	600 V
Rated current per UL 1977 (factory wiring only)	12 A

Connection data

Strip length	9 mm / 0.35 inch
No. of poles	5
Total number of potentials	5
Ground function	with preceding ground contact
Conductor preparation	tip-bonded
Cable diameter	9,3 ... 11,6 mm
Cross section of single conductor	1.5 mm ²
Strip length	45 mm
Connection type	Socket - Free end

Geometrical Data

Pin spacing	4,4 mm / 0.173 inch
Total length	1 m

Mechanical data

Technologie	DALI
Coding	I
Mating force of a plug-in connection	approx. 20 ... 70 N (depending on pole number)
Retention force of a plug-in connection	when locked: > 80N
Unmating force of a plug-in connection	when unlocked: approx. 20 ... 70 N (depending on pole number)
Number of mating cycles	200, without resistive load 100, with resistive load $I_N = 16$ A, tested (1.5mm ² /AWG 16)

Subject to changes. Please also observe the further product documentation!



Connection type	Socket - free end
Type of cable assembly	Connecting cable
Type of cable	H05VV-F 5G1.5
Marking	N L - +
Protection class	IP40
Potential marking	N L - +
Application	Lighting management

Plug connection

Mismating protection	Yes
Locking of plug-in connection	locking lever
Locking lever	no

Material Data

Color	blue
Insulating material	Polyamide 66 (PA 66)
Reaction to fire class per EN 50575	E _{ca}
Contact material	Copper or copper alloy (surface-treated)
Fire load	3.028 MJ
Connector color	blue
Printing color of mating face	white
Strain relief color	black
Printing color of strain relief	white
Color of sheathed cable	black
Printing color of sheathed cable	white
Sheath material	PVC
Weight	161 g

Environmental Requirements

Processing temperature	-5 ... +40 °C
Continuous operating temperature	-35 ... +85 °C
Note on Continuous Service Temperature	PVC cable for temperatures ≤ 70 °C (including halogen-free) Insulating parts for temperatures ≤ 105 °C

Subject to changes. Please also observe the further product documentation!

WAGO Kontakttechnik GmbH & Co. KG
 Hansastr. 27
 32423 Minden
 Phone: +49571 887-0 | Fax: +49571 887-169
 Email: info.de@wago.com | Web: www.wago.com


Do you have any questions about our products?
 We are always happy to take your call at +49 (571) 887-44222.

Commercial data







Packaging type	not packed
Country of origin	PL
GTIN	4055143386319
Customs Tariff No.	85444290900

Approvals / Certificates

Country specific Approvals

Logo	Approval	Additional Approval Text	Certificate name
	KEMA/KEUR DEKRA Certification B.V.	EN 61535	2179129.02

Counterpart

	Item no.890-1115 Plug; 5-pole; 1,50 mm ² ; blue	www.wago.com/890-1115
	Item no.890-2115 Snap-in plug; 5-pole; Cod. I; 1,50 mm ² ; blue	www.wago.com/890-2115
	Item no.890-3115 Plug for PCBs; straight; 5-pole; Cod. I	www.wago.com/890-3115
	Item no.890-3115/011-000 Plug for PCBs; angled; 5-pole; Cod. I	www.wago.com/890-3115/011-000
	Item no.890-617 T-distribution connector; 5-pole; Cod. I; 1 input; 2 outputs; 2 locking levers; blue	www.wago.com/890-617
	Item no.890-620 T-distribution connector; 5-pole; Cod. I; 1 input; 2 outputs; 3 locking levers; for flying leads; blue	www.wago.com/890-620

Subject to changes. Please also observe the further product documentation!



Item no. 890-982

h-distribution connector; 5-pole; Cod. I; 1 input; 2 outputs; outputs on one side; 2 locking levers; blue www.wago.com/890-982



Item no. 890-983

h-distribution connector; 5-pole; Cod. I; 1 input; 2 outputs; outputs on one side; 3 locking levers; for flying leads; blue www.wago.com/890-983

Compatible products

Locking lever

Item no.: 890-101

Locking lever; for manual operation; black

www.wago.com/890-101



Item no.: 890-111

Locking lever; for flying leads; for tool operation; black

www.wago.com/890-111

Item no.: 890-121

Locking lever; for manual operation; white

www.wago.com/890-121



Item no.: 890-131

Locking lever; for flying leads; for tool operation; white

www.wago.com/890-131

assembling



Item no.: 890-310

Mounting carrier; 2- to 5-pole; for flying leads; black

www.wago.com/890-310

Item no.: 890-311

Mounting carrier; 2- to 5-pole; for flying leads; white

www.wago.com/890-311

Downloads

CAD/CAE-Data

CAE data

WSCAD Universe 891-8985/106-101

URL

Download

Installation Notes

Product family

<i>WINSTA</i>® MINI

[Show all products from the family](#)

Subject to changes. Please also observe the further product documentation!

WAGO Kontakttechnik GmbH & Co. KG

Hansastr. 27

32423 Minden

Phone: +49571 887-0 | Fax: +49571 887-169

Email: info.de@wago.com | Web: www.wago.com

Do you have any questions about our products?

We are always happy to take your call at +49 (571) 887-44222.