

## Data sheet | Item number: 862-1633/999-950

4-conductor chassis-mount terminal strip; suitable for Ex e II applications; 3-pole; PE-N-L1; without ground contact; 1 snap-in foot per pole; 4 mm<sup>2</sup>; 4,00 mm<sup>2</sup>; white

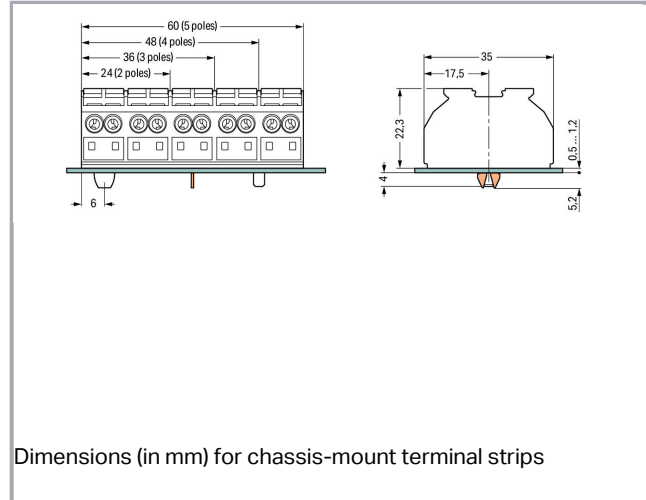
[www.wago.com/862-1633/999-950](http://www.wago.com/862-1633/999-950)



RoHS  Compliant

[BOMcheck.net](https://www.bomcheck.net)

Color: 



### Data

#### Electrical data

#### Approvals Ex

Rated voltage EN (Ex e II)	440 V
Rated current (Ex e II)	28 A

#### Connection data

Connection technology	Push-in CAGE CLAMP®
Actuation type	Operating tool Push-button
Connectable conductor materials	Copper

Subject to changes. Please also observe the further product documentation!

WAGO Kontakttechnik GmbH & Co. KG  
Hansastr. 27  
32423 Minden  
Phone: +49571 887-0 | Fax: +49571 887-169  
Email: [info.de@wago.com](mailto:info.de@wago.com) | Web: [www.wago.com](http://www.wago.com)

Do you have any questions about our products?  
We are always happy to take your call at +49 (571) 887-44222.



Solid conductor	0.5 ... 4 mm <sup>2</sup> / 20 ... 12 AWG
Solid conductor, push-in termination	0.75 ... 4 mm <sup>2</sup> / 18 ... 12 AWG
Stranded conductor	0.5 ... 4 mm <sup>2</sup> / 20 ... 12 AWG
Fine-stranded conductor	0.5 ... 4 mm <sup>2</sup> / 20 ... 12 AWG
Fine-stranded conductor with ferrule with plastic collar	0.5 ... 2.5 mm <sup>2</sup> / 20 ... 12 AWG
Fine-stranded conductor with ferrule, push-in termination, from	0.75 mm <sup>2</sup> / 18 AWG
Strip length	10 ... 11 mm / 0.39 ... 0.43 inch
No. of poles	3
Total number of connection points	12
Total number of potentials	3
Type of wiring	Side-entry wiring
Note (conductor cross-section)	Depending on the conductor characteristic, a conductor with a smaller cross section can also be inserted via push-in termination.

### Geometrical Data

Pin spacing	12 mm / 0.472 inch
Width	36 mm / 1.417 inch
Height from the surface	22.3 mm / 0.878 inch
Depth	35 mm / 1.378 inch

### Mechanical data

Mounting type	Snap-in mounting foot
Marking	PE-N-L1

### Material Data

Color	white
Fire load	0.396 MJ
Weight	20.8 g

### Commercial data

Packaging type	bag
Country of origin	DE
GTIN	4045454671167
Customs Tariff No.	85369010000



### Approvals / Certificates

#### Ex-Approvals


Subject to changes. Please also observe the further product documentation!

WAGO Kontakttechnik GmbH & Co. KG  
 Hansastr. 27  
 32423 Minden  
 Phone: +49571 887-0 | Fax: +49571 887-169  
 Email: [info.de@wago.com](mailto:info.de@wago.com) | Web: [www.wago.com](http://www.wago.com)


Do you have any questions about our products?  
 We are always happy to take your call at +49 (571) 887-44222.

Logo	Approval	Additional Approval Text	Certificate name
	ATEX Physikalisch Technische Bundesanstalt (PTB)	-	PTB 03 ATEX 1189 U (II 2 G Ex eb IIC Gb)
	IECEX Physikalisch Technische Bundesanstalt	IEC 60079	IECEX PTB 05.0003 U (Ex eb IIC Gb)

#### Country specific Approvals

Logo	Approval	Additional Approval Text	Certificate name
	CSA DEKRA Certification B.V.	C22.2 No. 158	1505030

#### Ship Approvals

Logo	Approval	Additional Approval Text	Certificate name
	LR Lloyds Register	EN 60947	91/20112 (E9)

#### Counterpart

#### Compatible products

#### Marking accessories

<b>Item no.: 709-177</b> Marking strips; on reel; 7.5 mm wide; not stretchable; plain; snap-on type; translucent	<a href="http://www.wago.com/709-177">www.wago.com/709-177</a>
<b>Item no.: 709-178</b> Marking strips; on reel; 7.5 mm wide; not stretchable; plain; snap-on type; white	<a href="http://www.wago.com/709-178">www.wago.com/709-178</a>

#### Jumper

Subject to changes. Please also observe the further product documentation!

WAGO Kontakttechnik GmbH & Co. KG  
Hansastr. 27  
32423 Minden  
Phone: +49571 887-0 | Fax: +49571 887-169  
Email: [info.de@wago.com](mailto:info.de@wago.com) | Web: [www.wago.com](http://www.wago.com)

Do you have any questions about our products?  
We are always happy to take your call at +49 (571) 887-44222.



Item no.: 862-482

Comb-style jumper bar; for conductor entry; insulated; terminated conductor entry; black

[www.wago.com/862-482](http://www.wago.com/862-482)


---

**Test Accessories**


Item no.: 210-136

Test plug; 2 mm Ø; with 500 mm cable; red

[www.wago.com/210-136](http://www.wago.com/210-136)

Item no.: 210-137

Test plug; 2.3 mm Ø; with 500 mm cable; yellow

[www.wago.com/210-137](http://www.wago.com/210-137)


---

**ferrule**

Item no.: 216-141

Ferrule; Sleeve for 0.5 mm<sup>2</sup> / 20 AWG; uninsulated; electro-tin plated; electrolytic copper; gastight crimped; acc. to DIN 46228, Part 1/08.92[www.wago.com/216-141](http://www.wago.com/216-141)

Item no.: 216-142

Ferrule; Sleeve for 0.75 mm<sup>2</sup> / 18 AWG; uninsulated; electro-tin plated; electrolytic copper; gastight crimped; acc. to DIN 46228, Part 1/08.92[www.wago.com/216-142](http://www.wago.com/216-142)

Item no.: 216-143

Ferrule; Sleeve for 1 mm<sup>2</sup> / AWG 18; uninsulated; electro-tin plated; electrolytic copper; gastight crimped; acc. to DIN 46228, Part 1/08.92[www.wago.com/216-143](http://www.wago.com/216-143)

Item no.: 216-144

Ferrule; Sleeve for 1.5 mm<sup>2</sup> / AWG 16; uninsulated; electro-tin plated; electrolytic copper; gastight crimped; acc. to DIN 46228, Part 1/08.92[www.wago.com/216-144](http://www.wago.com/216-144)

Item no.: 216-241

Ferrule; Sleeve for 0.5 mm<sup>2</sup> / 20 AWG; insulated; electro-tin plated; electrolytic copper; gastight crimped; acc. to DIN 46228, Part 4/09.90; white[www.wago.com/216-241](http://www.wago.com/216-241)

Item no.: 216-242

Ferrule; Sleeve for 0.75 mm<sup>2</sup> / 18 AWG; insulated; electro-tin plated; electrolytic copper; gastight crimped; acc. to DIN 46228, Part 4/09.90; gray[www.wago.com/216-242](http://www.wago.com/216-242)

Item no.: 216-243

Ferrule; Sleeve for 1 mm<sup>2</sup> / AWG 18; insulated; electro-tin plated; electrolytic copper; gastight crimped; acc. to DIN 46228, Part 4/09.90; red[www.wago.com/216-243](http://www.wago.com/216-243)

Item no.: 216-244

Ferrule; Sleeve for 1.5 mm<sup>2</sup> / AWG 16; insulated; electro-tin plated; electrolytic copper; gastight crimped; acc. to DIN 46228, Part 4/09.90; black[www.wago.com/216-244](http://www.wago.com/216-244)


---

**tools**

Item no.: 210-720

Operating tool; Blade: 3.5 x 0.5 mm; with a partially insulated shaft

[www.wago.com/210-720](http://www.wago.com/210-720)


---

**Downloads**
**Documentation****Additional Information**

Technical explanations

Apr 3, 2019

pdf  
2.1 MB

Download

Subject to changes. Please also observe the further product documentation!

WAGO Kontakttechnik GmbH &amp; Co. KG

Hansastr. 27

32423 Minden

Phone: +49571 887-0 | Fax: +49571 887-169

Email: [info.de@wago.com](mailto:info.de@wago.com) | Web: [www.wago.com](http://www.wago.com)

Do you have any questions about our products?

We are always happy to take your call at +49 (571) 887-44222.



## CAD/CAE-Data

### CAD data

2D/3D Models 862-1633/999-950	<a href="#">URL</a>	<a href="#">Download</a>
-------------------------------	---------------------	--------------------------

### CAE data

EPLAN Data Portal 862-1633/999-950	<a href="#">URL</a>	<a href="#">Download</a>
------------------------------------	---------------------	--------------------------


WSCAD Universe 862-1633/999-950	<a href="#">URL</a>	<a href="#">Download</a>
---------------------------------	---------------------	--------------------------

## Installation Notes

Subject to changes. Please also observe the further product documentation!

WAGO Kontakttechnik GmbH & Co. KG  
Hansastr. 27  
32423 Minden  
Phone: +49571 887-0 | Fax: +49571 887-169  
Email: [info.de@wago.com](mailto:info.de@wago.com) | Web: [www.wago.com](http://www.wago.com)

Do you have any questions about our products?  
We are always happy to take your call at +49 (571) 887-44222.



Subject to changes. Please also observe the further product documentation!

WAGO Kontakttechnik GmbH & Co. KG  
Hansastr. 27  
32423 Minden  
Phone: +49571 887-0 | Fax: +49571 887-169  
Email: [info.de@wago.com](mailto:info.de@wago.com) | Web: [www.wago.com](http://www.wago.com)


Do you have any questions about our products?  
We are always happy to take your call at +49 (571) 887-44222.

**Cost-effective features:**


WAGO's 862 Series Chassis-Mount Terminal Strips were developed specifically to minimize wiring costs, while accommodating requirements for flexible mounting, multiple connection points and easy handling:

- Equipped with Push-in CAGE CLAMP®, the 862 Series connects up to four conductors sized 0.5 ... 4 mm<sup>2</sup> (20 ... 12 AWG). Due to multiple connection points per pole, different conductor sizes can be used within the same terminal block position.
- 
- For factory wiring, Push-in CAGE CLAMP® Connection Technology allows solid conductors, fine-stranded conductors with ferrules or ultrasonically bonded conductors from 0.5 ... 4 mm<sup>2</sup> (20 ... 12 AWG) to be terminated by simply pushing them into unit (length of bonded conductor end: min. 10 mm).
- 
- Convenient automatic grounding contact optional Snap-in mounting feet for fast assembly
- 
- Push-buttons for easy installation with an operating tool or by hand
- 
- Built-in test points simplify testing with 2 mm Ø test plug.
- 
- Flexible marking options with standard marking (pre-marked), marking strip or custom marked for large orders
- 


Subject to changes. Please also observe the further product documentation!




Terminating four conductors per pole – solid and fine-stranded.



Inserting a conductor via push-button.



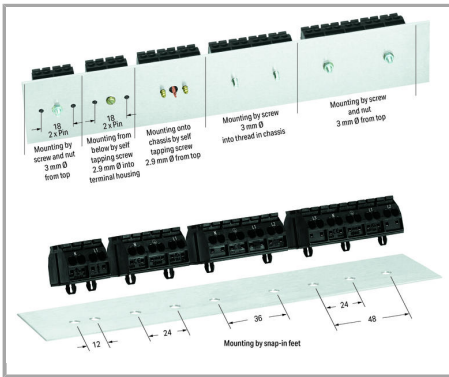
Commoning using a comb-style jumper bar (862-482).




Testing with a 2 mm Ø test plug.

Subject to changes. Please also observe the further product documentation!





Dimensions in mm



Marking by direct, one-side printing and/or marker strips

Subject to changes. Please also observe the further product documentation!