

## Data sheet | Item number: 862-1515

4-conductor chassis-mount terminal strip; 5-pole; PE-N-L1-L2-L3; without ground contact; 4 mm<sup>2</sup>; 4,00 mm<sup>2</sup>; black

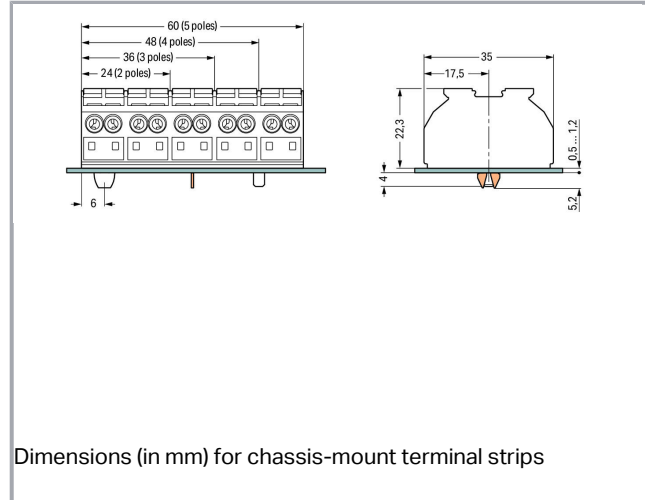
[www.wago.com/862-1515](http://www.wago.com/862-1515)



RoHS  Compliant

BOMcheck.net

Color: ■



### Data

#### Electrical data

#### Ratings per IEC/EN 60664-1

|                                 |   |
|---------------------------------|---|
| Rated voltage (III / 3)         | 500 V   |
| Rated impulse voltage (III / 3) | 6 kV  |
| Rated current                   | 32 A  |
| Legend (ratings)                | (III / 3) ≙ Overvoltage category III / Pollution degree 3 |

#### Connection data

|                                 |                               |
|---------------------------------|-------------------------------|
| Connection technology           | Push-in CAGE CLAMP®           |
| Actuation type                  | Operating tool<br>Push-button |
| Connectable conductor materials | Copper                        |

Subject to changes. Please also observe the further product documentation!

WAGO Kontakttechnik GmbH & Co. KG  
Hansastr. 27  
32423 Minden  
Phone: +49571 887-0 | Fax: +49571 887-169  
Email: [info.de@wago.com](mailto:info.de@wago.com) | Web: [www.wago.com](http://www.wago.com)

Do you have any questions about our products?  
We are always happy to take your call at +49 (571) 887-44222.



|   |   |
|---|---|
| Solid conductor   | 0,5 ... 4 mm <sup>2</sup> / 20 ... 12 AWG   |
| Solid conductor, push-in termination                            | 0,75 ... 4 mm <sup>2</sup> / 18 ... 12 AWG  |
| Stranded conductor  | 0,5 ... 4 mm <sup>2</sup> / 20 ... 12 AWG   |
| Fine-stranded conductor   | 0,5 ... 4 mm <sup>2</sup> / 20 ... 12 AWG   |
| Fine-stranded conductor with ferrule with plastic collar        | 0,5 ... 2,5 mm <sup>2</sup> / 20 ... 12 AWG   |
| Fine-stranded conductor with ferrule, push-in termination, from | 0,75 mm <sup>2</sup> / 18 AWG   |
| Strip length  | 10 ... 11 mm / 0.39 ... 0.43 inch   |
| No. of poles  | 5   |
| Total number of connection points                               | 20  |
| Total number of potentials                                      | 5   |
| Type of wiring  | Side-entry wiring   |
| Note (conductor cross-section)                                  | Depending on the conductor characteristic, a conductor with a smaller cross section can also be inserted via push-in termination. |

### Geometrical Data

|                         |                      |
|-------------------------|----------------------|
| Pin spacing             | 12 mm / 0.472 inch   |
| Width                   | 60 mm / 2.362 inch   |
| Height from the surface | 22,3 mm / 0.878 inch |
| Depth                   | 35 mm / 1.378 inch   |

### Mechanical data

|               |                       |
|---------------|-----------------------|
| Mounting type | Snap-in mounting foot |
| Marking       | PE-N-L1-L2-L3         |

### Material Data

|           |          |
|-----------|----------|
| Color     | black    |
| Fire load | 0.646 MJ |
| Weight    | 34.3 g   |

### Commercial data

|                    |               |
|--------------------|---------------|
| Packaging type     | bag           |
| Country of origin  | DE            |
| GTIN               | 4044918509510 |
| Customs Tariff No. | 85369010000   |



### Approvals / Certificates

#### Country specific Approvals



Subject to changes. Please also observe the further product documentation!

WAGO Kontakttechnik GmbH & Co. KG  
 Hansastr. 27  
 32423 Minden  
 Phone: +49571 887-0 | Fax: +49571 887-169  
 Email: [info.de@wago.com](mailto:info.de@wago.com) | Web: [www.wago.com](http://www.wago.com)


Do you have any questions about our products?  
 We are always happy to take your call at +49 (571) 887-44222.

| Logo   | Approval                                 | Additional Approval Text | Certificate name |
|--|--|--------------------------|------------------|
|  | CCA<br>DEKRA Certification B.V.          | EN 60947                 | NTR NL<br>6912   |
|  | CCA<br>DEKRA Certification B.V.          | EN 60947                 | 2146425.01       |
|  | CSA<br>DEKRA Certification B.V.          | C22.2 No. 158            | 1505030          |
|  | ENEC 15<br>UL International Germany GmbH | EN 60998                 | 143856-01        |

## Ship Approvals

| Logo   | Approval   | Additional Approval Text | Certificate name |
|--|--|--------------------------|------------------|
|  | DNV GL<br>Det Norske Veritas, Germanischer Lloyd | -                        | TAE00001V2       |
|  | LR<br>Lloyds Register                            | EN 60947                 | 91/20112<br>(E9) |

## UL-Approvals

| Logo   | Approval                            | Additional Approval Text | Certificate name    |
|--|-------------------------------------|--------------------------|---------------------|
|  | UL<br>UL International Germany GmbH | UL 1059                  | 20190731-<br>E45172 |

## Counterpart

Subject to changes. Please also observe the further product documentation!

WAGO Kontakttechnik GmbH & Co. KG  
Hansastr. 27  
32423 Minden  
Phone: +49571 887-0 | Fax: +49571 887-169  
Email: [info.de@wago.com](mailto:info.de@wago.com) | Web: [www.wago.com](http://www.wago.com)

Do you have any questions about our products?  
We are always happy to take your call at +49 (571) 887-44222.

## Compatible products


### ferrule

|  |  |  |
|--|--|--|
|  | <b>Item no.: 216-141</b><br>Ferrule; Sleeve for 0.5 mm <sup>2</sup> / 20 AWG; uninsulated; electro-tin plated; electrolytic copper; gastight crimped; acc. to DIN 46228, Part 1/08.92      | <a href="http://www.wago.com/216-141">www.wago.com/216-141</a> |
|  | <b>Item no.: 216-142</b><br>Ferrule; Sleeve for 0.75 mm <sup>2</sup> / 18 AWG; uninsulated; electro-tin plated; electrolytic copper; gastight crimped; acc. to DIN 46228, Part 1/08.92     | <a href="http://www.wago.com/216-142">www.wago.com/216-142</a> |
|  | <b>Item no.: 216-143</b><br>Ferrule; Sleeve for 1 mm <sup>2</sup> / AWG 18; uninsulated; electro-tin plated; electrolytic copper; gastight crimped; acc. to DIN 46228, Part 1/08.92        | <a href="http://www.wago.com/216-143">www.wago.com/216-143</a> |
|    | <b>Item no.: 216-144</b><br>Ferrule; Sleeve for 1.5 mm <sup>2</sup> / AWG 16; uninsulated; electro-tin plated; electrolytic copper; gastight crimped; acc. to DIN 46228, Part 1/08.92      | <a href="http://www.wago.com/216-144">www.wago.com/216-144</a> |
|    | <b>Item no.: 216-241</b><br>Ferrule; Sleeve for 0.5 mm <sup>2</sup> / 20 AWG; insulated; electro-tin plated; electrolytic copper; gastight crimped; acc. to DIN 46228, Part 4/09.90; white | <a href="http://www.wago.com/216-241">www.wago.com/216-241</a> |
|  | <b>Item no.: 216-242</b><br>Ferrule; Sleeve for 0.75 mm <sup>2</sup> / 18 AWG; insulated; electro-tin plated; electrolytic copper; gastight crimped; acc. to DIN 46228, Part 4/09.90; gray | <a href="http://www.wago.com/216-242">www.wago.com/216-242</a> |
|  | <b>Item no.: 216-243</b><br>Ferrule; Sleeve for 1 mm <sup>2</sup> / AWG 18; insulated; electro-tin plated; electrolytic copper; gastight crimped; acc. to DIN 46228, Part 4/09.90; red     | <a href="http://www.wago.com/216-243">www.wago.com/216-243</a> |
|  | <b>Item no.: 216-244</b><br>Ferrule; Sleeve for 1.5 mm <sup>2</sup> / AWG 16; insulated; electro-tin plated; electrolytic copper; gastight crimped; acc. to DIN 46228, Part 4/09.90; black | <a href="http://www.wago.com/216-244">www.wago.com/216-244</a> |

### Jumper

|  |  |  |
|--|--|--|
|  | <b>Item no.: 862-482</b><br>Comb-style jumper bar; for conductor entry; insulated; terminated conductor entry; black | <a href="http://www.wago.com/862-482">www.wago.com/862-482</a> |
|--|--|--|

### Marking accessories

|  |   |  |
|--|---|--|
|  | <b>Item no.: 709-177</b><br>Marking strips; on reel; 7.5 mm wide; not stretchable; plain; snap-on type; translucent | <a href="http://www.wago.com/709-177">www.wago.com/709-177</a> |
|  | <b>Item no.: 709-178</b><br>Marking strips; on reel; 7.5 mm wide; not stretchable; plain; snap-on type; white       | <a href="http://www.wago.com/709-178">www.wago.com/709-178</a> |

### tools

|  |   |  |
|--|---|--|
|  | <b>Item no.: 210-720</b><br>Operating tool; Blade: 3.5 x 0.5 mm; with a partially insulated shaft | <a href="http://www.wago.com/210-720">www.wago.com/210-720</a> |
|--|---|--|

### Test Accessories

**Item no.: 210-136**

Subject to changes. Please also observe the further product documentation!



Test plug; 2 mm Ø; with 500 mm cable; red

[www.wago.com/210-136](http://www.wago.com/210-136)

Item no.: 210-137

Test plug; 2.3 mm Ø; with 500 mm cable; yellow

[www.wago.com/210-137](http://www.wago.com/210-137)

## Downloads

### Documentation

#### Additional Information

|                        |             |               |          |
|------------------------|-------------|---------------|----------|
| Technical explanations | Apr 3, 2019 | pdf<br>2.1 MB | Download |
|------------------------|-------------|---------------|----------|

## CAD/CAE-Data

### CAD data

|                       |     |          |
|-----------------------|-----|----------|
| 2D/3D Models 862-1515 | URL | Download |
|-----------------------|-----|----------|


### CAE data

|                            |     |          |
|----------------------------|-----|----------|
| EPLAN Data Portal 862-1515 | URL | Download |
|----------------------------|-----|----------|

|                         |     |          |
|-------------------------|-----|----------|
| WSCAD Universe 862-1515 | URL | Download |
|-------------------------|-----|----------|

## Installation Notes

Subject to changes. Please also observe the further product documentation!



Subject to changes. Please also observe the further product documentation!




**Cost-effective features:**


WAGO's 862 Series Chassis-Mount Terminal Strips were developed specifically to minimize wiring costs, while accommodating requirements for flexible mounting, multiple connection points and easy handling:

- Equipped with Push-in CAGE CLAMP®, the 862 Series connects up to four conductors sized 0.5 ... 4 mm<sup>2</sup> (20 ... 12 AWG). Due to multiple connection points per pole, different conductor sizes can be used within the same terminal block position.
- 
- For factory wiring, Push-in CAGE CLAMP® Connection Technology allows solid conductors, fine-stranded conductors with ferrules or ultrasonically bonded conductors from 0.5 ... 4 mm<sup>2</sup> (20 ... 12 AWG) to be terminated by simply pushing them into unit (length of bonded conductor end: min. 10 mm).
- 
- Convenient automatic grounding contact optional Snap-in mounting feet for fast assembly
- 
- Push-buttons for easy installation with an operating tool or by hand
- 
- Built-in test points simplify testing with 2 mm Ø test plug.
- 
- Flexible marking options with standard marking (pre-marked), marking strip or custom marked for large orders
- 

Subject to changes. Please also observe the further product documentation!




Terminating four conductors per pole – solid and fine-stranded.



Inserting a conductor via push-button.



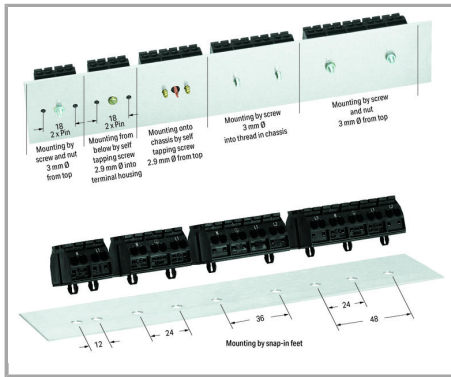
Commoning using a comb-style jumper bar (862-482).




Testing with a 2 mm Ø test plug.

Subject to changes. Please also observe the further product documentation!





Dimensions in mm



Marking by direct, one-side printing and/or marker strips

Subject to changes. Please also observe the further product documentation!