

Data sheet | Item number: 857-165

Basic solid-state relay; Nominal input voltage: 60 VDC; Output voltage range:
0 ... 48 VDC



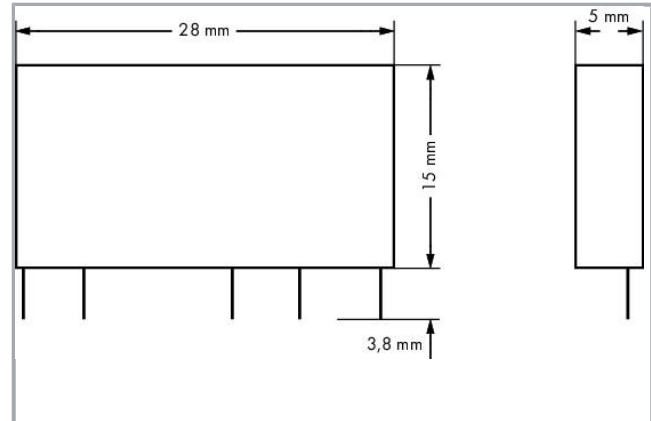
www.wago.com/857-165



Similar to pictured
device

RoHS
Compliant

BOMcheck.net



Item description

Note:

Optocouplers and solid state relays are designed for use in signal processing networks, which are not supplied by the low-voltage power supply networks.

Data

Technical Data

Control circuit

Nominal input voltage U_N	DC 60 V
Input voltage range (low level)	DC 0 ... 10 V
Input voltage range (high level)	DC 35 ... 72 V

Subject to changes. Please also observe the further product documentation!

WAGO Kontakttechnik GmbH & Co. KG
Hansastr. 27
32423 Minden
Phone: +49571 887-0 | Fax: +49571 887-169
Email: info.de@wago.com | Web: www.wago.com

Do you have any questions about our products?
We are always happy to take your call at +49 (571) 887-44222.

Nominal input current at U_N	2.8 mA
--------------------------------	--------

Load circuit:

Circuit type	2-conductor termination
Limiting continuous current	0.1 A
Nominal output voltage	DC 24 V
Output voltage range	DC 0 ... 48 V
Max. voltage drop at output	≤ DC 1 V
Leakage current at nominal voltage	≤ 1 μ A
Min. switching current	50 μ A
Turn-on time	≤ 100 μ s
Drop-out time	≤ 600 μ s
Switching frequency	≤ 1 kHz

Safety and protection:

Dielectric strength, control/load circuit (AC, 1 min)	3.75 kVrms
---	------------

Geometrical Data

Width	5 mm / 0.197 inch
Height from the surface	15 mm / 0.591 inch
Depth	28 mm / 1.102 inch

Mechanical data

Type of mounting	Pluggable module
------------------	------------------

Material Data

Weight	4.6 g
--------	-------

Environmental Requirements

Surrounding air (operating) temperature at U_N	-30 ... 80 °C
Surrounding air (storage) temperature	-40 ... 100 °C

Commercial data


Product Group	6 (Interface Electronics)
Packaging type	BOX

Subject to changes. Please also observe the further product documentation!

Country of origin	IT
GTIN	4045454997663
Customs Tariff No.	85365005000

Approvals / Certificates



UL-Approvals

Logo	Approval	Additional Approval Text	Certificate name
	UL Underwriters Laboratories Inc.	UL 508	E340707

Counterpart

Compatible products

General accessories

	Item no.: 857-107 Relay socket; Nominal input voltage: 110 V AC/DC; for 5 mm basic relays; Yellow status indicator	www.wago.com/857-107
	Item no.: 857-108 Relay socket; Nominal input voltage: 230 V AC/DC; for 5 mm basic relays; Yellow status indicator	www.wago.com/857-108

Downloads

Documentation

Additional Information

Disposal; Electrical and electronic equipment, Packaging	V 1.0.0	pdf 265.8 kB	Download
--	---------	-----------------	----------

CAD/CAE-Data

CAE data

EPLAN Data Portal 857-165	URL	Download
WSCAD Universe 857-165	URL	Download


Subject to changes. Please also observe the further product documentation!

WAGO Kontakttechnik GmbH & Co. KG
 Hansastr. 27
 32423 Minden
 Phone: +49571 887-0 | Fax: +49571 887-169
 Email: info.de@wago.com | Web: www.wago.com

Do you have any questions about our products?
 We are always happy to take your call at +49 (571) 887-44222.

Installation Notes

Assembly



Operation of the relay ejector

Subject to changes. Please also observe the further product documentation!