

Item description

Short description:

WAGO's voltage taps serve as busbar taps for measuring L- or N-conductors and are equipped with an integrated SIBA fuse with indicator. The built-in fuse is located directly above the voltage-carrying busbar. In the event of an overload or short circuit fault, the downstream unit is safely disconnected before major damage occurs.

The voltage taps can be mounted directly on the busbar. Mounting is performed via M8 screw.

The measuring line is connected via Push-in CAGE CLAMP®, the universal connection technology for all conductor types that provides the simplicity of push-in terminations. Rigid conductors, such as solid, stranded and ferruled, fine-stranded conductors can be terminated by simply pushing them in – no operating tool needed. The connection unit with fuse and Push-in CAGE CLAMP® can be rotated. This creates additional added value in order to lead the subsequent wiring into the cable channel in a targeted manner.

In addition, the voltage taps can be labeled with two different marking options.

Subject to changes. Please also observe the further product documentation!

**Features:**

- Fuse-protected voltage tap for measurement purposes
- Safe protection through integrated fuse with indicator (measuring line and measurement device)
- WAGO Push-in CAGE CLAMP® connection technology
- WAGO labelling options (WMB markers or marking strips)

Note:

Spare fuse: SIBA Fuse, Item No. 7008913.2)

Data**Technical Data****Output – Voltage tap**

Rated voltage	AC 400 V
Fuse (voltage path)	2 A; 450 V; F; 70 kA; 5 x 25 mm

Connection data

Connection technology	Push-in CAGE CLAMP®
WAGO terminal	WAGO 2724 Series
Solid conductor	0.2 ... 6 mm ² / 24 ... 10 AWG
Fine-stranded conductor	0.2 ... 6 mm ² / 24 ... 10 AWG
Strip length	10 ... 12 mm / 0.39 ... 0.47 inch

Geometrical Data

Width	61 mm / 2.402 inch
Height	14 mm / 0.551 inch
Depth	48 mm / 1.89 inch

Mechanical data

Mounting type	M8 mount
Type of mounting	Mounting on busbars

Material Data

Weight	31 g
--------	------

Subject to changes. Please also observe the further product documentation!

Environmental Requirements

Surrounding air (operating) temperature	-25 ... 70 °C
Surrounding air (storage) temperature	-40 ... 85 °C
Relative humidity	5 ... 85 % (no condensation)
Max. operating altitude	2000 m

Standards and specifications

Standards/specifications	IEC 60947-7-3
--------------------------	---------------






Commercial data

Packaging type	bag
Country of origin	NL
GTIN	4055143720052
Customs Tariff No.	85366990990

Counterpart

Compatible products

General accessories

	Item no.: 2007-8873 Compact terminal block; for current and voltage transformers; 6,00 mm ² ; multicoloured	www.wago.com/2007-8873
	Item no.: 2007-8874 Compact terminal block; for current and voltage transformers; 6,00 mm ² ; multicoloured	www.wago.com/2007-8874
	Item no.: 2007-8875 Compact terminal block; for current transformer circuit; 6,00 mm ² ; multicoloured	www.wago.com/2007-8875
	Item no.: 2007-8876 Compact terminal block; for 3-phase current transformer circuit; 6,00 mm ² ; multicoloured	www.wago.com/2007-8876
	Item no.: 2007-8877 Compact terminal block; for current transformer circuit; 6,00 mm ² ; multicoloured	www.wago.com/2007-8877
	Item no.: 2857-570/024-000 3-Phase Power Measurement Module; 3x400/690 V/RC; Modbus RTU; Digital output; Configuration via software; Supply voltage: 24 VDC	www.wago.com/2857-570/024-000
	Item no.: 2857-570/024-001 3-Phase Power Measurement Module; 3x400/690 V/1 A; Modbus RTU; Digital output; Configuration via software	www.wago.com/2857-570/024-001

Subject to changes. Please also observe the further product documentation!

software; Supply voltage: 24 VDC



Item no.: 2857-570/024-005

3-Phase Power Measurement Module; 3x400/690 V/5 A; Modbus RTU; Digital output; Configuration via software; Supply voltage: 24 VDC

www.wago.com/2857-570/024-005



Item no.: 857-560

Voltage signal conditioner; Voltage input signal; Current and voltage output signal; Digital output; Configuration via software; Supply voltage: 24 VDC; 6 mm module width

www.wago.com/857-560



Item no.: 857-569

Power signal conditioner; Current and voltage input signal; Current and voltage output signal; Digital output; Configuration via software; Supply voltage: 24 VDC; 6 mm module width

www.wago.com/857-569

Downloads

Documentation

Instruction Leaflet


Potentialabgriffe	V 1.0.0	pdf 736.5 kB	Download
-------------------	---------	-----------------	----------

Additional Information

Disposal; Electrical and electronic equipment, Packaging	V 1.0.0	pdf 265.8 kB	Download
--	---------	-----------------	----------

Installation Notes


Installation



Installation on busbar; fastening with Allen wrench


Installation

Subject to changes. Please also observe the further product documentation!



Integrated SIBA fuse (overload and short circuit protection)

Installation



Conductor termination via Push-in CAGE CLAMP[®] connection technology

Subject to changes. Please also observe the further product documentation!