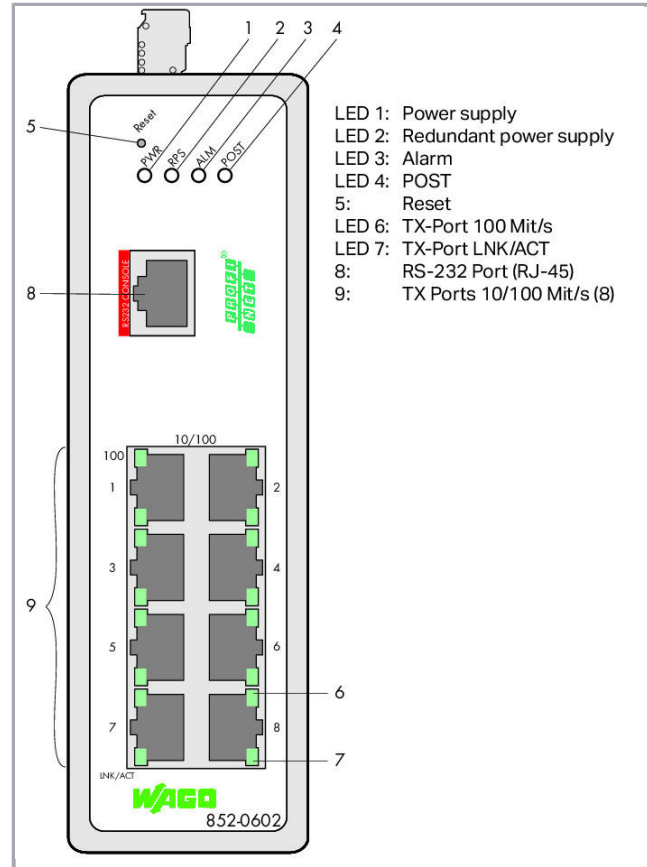


Data sheet | Item number: 852-602

Industrial-Managed-Switch; 8-port 100Base-TX; PROFINET; Extended temperature range; metallic black

www.wago.com/852-602



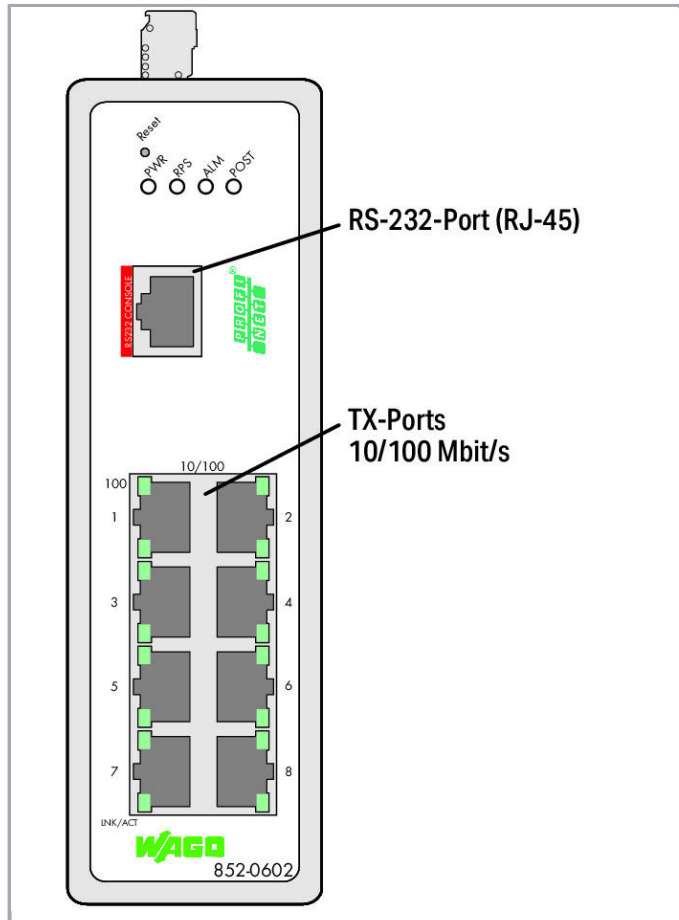
Subject to changes. Please also observe the further product documentation!

WAGO Kontakttechnik GmbH & Co. KG
Hansastr. 27
32423 Minden
Phone: +49571 887-0 | Fax: +49571 887-169
Email: info.de@wago.com | Web: www.wago.com

Do you have any questions about our products?
We are always happy to take your call at +49 (571) 887-44222.

RoHS 
Compliant

BOMcheck.net

Color: 

Item description

The 852-602 Industrial Managed Switch is a configurable ETHERNET switch equipped with eight 10/100Base-TX copper ports. Packaged in a rugged housing, this switch offers both a redundant power supply and relay-based function monitoring.

The PROFINET certificate (conformity class B) guarantees easy integration into PROFINET automation systems using the device description file (GSD). In addition, the device supports the PROFINET Netload Class II.

The device supports flexible multi-port mirroring configuration via device description file or Web-Based Management. Function blocks allow cyclic PROFINET switch diagnostics to be efficiently implemented within the TIA Portal. An application note that outlines this process is available.

Features:

- Web-based/SNMP management
- Redundant DC power supply

Subject to changes. Please also observe the further product documentation!

WAGO Kontakttechnik GmbH & Co. KG

Hansastr. 27

32423 Minden

Phone: +49571 887-0 | Fax: +49571 887-169

Email: info.de@wago.com | Web: www.wago.com

Do you have any questions about our products?

We are always happy to take your call at +49 (571) 887-44222.



- Power supply range: 12 ... 60 VDC
- DIP switches to set alarm functions
- Full compliance with IEEE802.3, 802.3u, 802.3x, 802.1d, 802.1w, 802.1s, 802.1Q, 802.1p standards
- Media redundancy protocol (MRP) as manager (MRM) or client (MRC), redundant ring
- Non-blocking, store-and-forward switching, rapid spanning tree protocol (RSTP)
- Autonegotiation and AUTO-MDI/MDIC (crossover)
- VLAN (802.1Q) VID
- IGMP snooping
- Port configuration, status, statistics
- Port trunking and multi-port mirroring
- SNMP v1/v2c/v3 and RMON
- Time synchronization via SNTP
- Storm control, bandwidth limitation and loop detection

Data

Technical Data

Switchingmodus	Store-and-forward; non-blocking
Number of 100Base-TX ports	8
Communication standards	IEEE 802.3 10BASE-T IEEE 802.3u 100BASE-TX IEEE 802.3x Flow Control IEEE 802.1d Spanning Tree Protocol (STP) IEEE 802.1w Rapid Spanning Tree Protocol (RSTP) IEEE 802.1s Multiple Spanning Tree Protocol (MSTP) IEEE 802.1Q VLAN Tagging IEEE 802.1p Class of service IEEE 802.1ab Link Layer Discovery Protocol (LLDP) PROFINET Conformance Class B
Redundancy function	Redundant DC power supply; STP; RSTP; MSTP; Media redundancy protocol as manager or client
Configuration options	DIP switch for signal contact Web-based management Command Line Interface SNMPv1/v2c/v3
Diagnostics	Signal contact; Port status; Port statistics; Port load; Traffic monitor; SFP information; Syslog; SNMP traps; PN diagnostics (cyclic and acyclic)
MAC table (large)	16000 addresses
Jumbo frame size	10000.Byte
Supply voltage	DC 12 ... 60 V
Energy consumption max.	12 W

Subject to changes. Please also observe the further product documentation!

WAGO Kontakttechnik GmbH & Co. KG
Hansastr. 27
32423 Minden
Phone: +49571 887-0 | Fax: +49571 887-169
Email: info.de@wago.com | Web: www.wago.com

Do you have any questions about our products?
We are always happy to take your call at +49 (571) 887-44222.



ESD (contact/air discharge)	8 KV / 15 KV
Baud rate	Copper cable: 10/100 Mbit/s
Transmission medium (communication/fieldbus)	Copper cable: Cat. 5e or higher, 100 m maximum cable length
VLANs	Port-based and tag-based (4k VLANs)
Indicators	Device: LED (PWR, RPS) green: Power supply (primary), redundant power supply (secondary); LED (ALM) red: Alarm or PROFINET error (with active PROFINET mode); pro Port: LED (100, LNK/ACT) green: Status 100 Mbps, LNK/ACT ports 1 ... 8

Connection data

Connection technology: communication/fieldbus	Copper cable: 8 x RJ-45
Anschlussstechnik: Versorgung	1 x Built-in male connector: 231-436/001-000; included female connector (MCS Connectors): 2231-106/026-000

Geometrical Data

Width	50 mm / 1.969 inch
Height	162 mm / 6.378 inch
Depth	122 mm / 4.803 inch

Mechanical data

Weight	882 g
Color	metallic black

Environmental Requirements

Surrounding air (operating) temperature	-40 ... 70 °C
Surrounding air (storage) temperature	-40 ... 80 °C
Protection class	IP30
Relative air humidity (no condensation)	95 %
Type of mounting	DIN-35 rail
Vibration resistance	per IEC 60068-2-6
Shock resistance	per IEC 60068-2-27
EMC immunity to interference	per EN 61000-6-2
EMC emission of interference	per EN 61000-6-4

Commercial data

Packaging type	BOX
Country of origin	TW

Subject to changes. Please also observe the further product documentation!


WAGO Kontakttechnik GmbH & Co. KG
 Hansastr. 27
 32423 Minden
 Phone: +49571 887-0 | Fax: +49571 887-169
 Email: info.de@wago.com | Web: www.wago.com

Do you have any questions about our products?
 We are always happy to take your call at +49 (571) 887-44222.

GTIN	4055143907989
Customs Tariff No.	85176200000

Approvals / Certificates







UL-Approvals

Logo	Approval	Additional Approval Text	Certificate name
	UL Underwriters Laboratories Inc. (ORDINARY LOCATIONS)	UL 61010-2-201	E175199

Counterpart

Compatible products

power supply

	Item no.: 787-1602 Switched-mode power supply; Classic; 1-phase; 24 VDC output voltage; 1 A output current; NEC Class 2; DC OK signal	www.wago.com/787-1602
	Item no.: 787-1606 Switched-mode power supply; Classic; 1-phase; 24 VDC output voltage; 2 A output current; NEC Class 2; DC OK signal	www.wago.com/787-1606
	Item no.: 787-1622 Switched-mode power supply; Classic; 1-phase; 24 VDC output voltage; 5 A output current; TopBoost; DC OK contact	www.wago.com/787-1622
	Item no.: 787-1623 Switched-mode power supply; Classic; 1-phase; 48 VDC output voltage; 2 A output current; DC OK signal	www.wago.com/787-1623
	Item no.: 787-1632 Switched-mode power supply; Classic; 1-phase; 24 VDC output voltage; 10 A output current; TopBoost; DC OK contact	www.wago.com/787-1632
	Item no.: 787-1633 Switched-mode power supply; Classic; 1-phase; 48 VDC output voltage; 5 A output current; TopBoost; DC OK contact	www.wago.com/787-1633
	Item no.: 787-1635 Switched-mode power supply; Classic; 1-phase; 48 VDC output voltage; 10 A output current; TopBoost; DC OK contact	www.wago.com/787-1635

wiring and connectors

Subject to changes. Please also observe the further product documentation!

WAGO Kontakttechnik GmbH & Co. KG
Hansastr. 27
32423 Minden
Phone: +49571 887-0 | Fax: +49571 887-169
Email: info.de@wago.com | Web: www.wago.com

Do you have any questions about our products?
We are always happy to take your call at +49 (571) 887-44222.

Item no.: 750-976
PROFINET RJ-45 connector, IP20; ETHERNET 10/100 Mbit/s; for field assembly

www.wago.com/750-976

Item no.: 750-977/000-011
Connector ETHERNET; RJ-45; Cat. 6A; straight; Code T568A; AWG 22

www.wago.com/750-977/000-011

Item no.: 750-977/000-012
Connector ETHERNET; RJ-45; Cat. 6A; straight; Code T568B; AWG 22

www.wago.com/750-977/000-012

Item no.: 750-977/000-013
Connector PROFINET; RJ-45; Cat. 6A; straight; AWG 22

www.wago.com/750-977/000-013

Item no.: 750-977/000-021
Connector ETHERNET; RJ-45; Cat. 6A; straight; Code T568A; AWG 24

www.wago.com/750-977/000-021

Item no.: 750-977/000-022
Connector ETHERNET; RJ-45; Cat. 6A; straight; Code T568B; AWG 24

www.wago.com/750-977/000-022



Item no.: 750-978/000-011
Connector ETHERNET; RJ-45; Cat. 6A; straight; Code T568A; AWG 22; Strain relief

www.wago.com/750-978/000-011



Item no.: 750-978/000-012
Connector ETHERNET; RJ-45; Cat. 6A; straight; Code T568B; AWG 22; Strain relief

www.wago.com/750-978/000-012



Item no.: 750-978/000-013
Connector PROFINET; RJ-45; Cat. 6A; straight; AWG 22; Strain relief

www.wago.com/750-978/000-013

Item no.: 750-978/000-021
Connector ETHERNET; RJ-45; Cat. 6A; straight; Code T568A; AWG 24; Strain relief

www.wago.com/750-978/000-021

Item no.: 750-978/000-022
Connector ETHERNET; RJ-45; Cat. 6A; straight; Code T568B; AWG 24; Strain relief

www.wago.com/750-978/000-022

Item no.: 750-979/000-011
Connector ETHERNET; RJ-45; Cat. 6A; angled; Code T568A; AWG 22; Strain relief

www.wago.com/750-979/000-011

Item no.: 750-979/000-012
Connector ETHERNET; RJ-45; Cat. 6A; angled; Code T568B; AWG 22; Strain relief

www.wago.com/750-979/000-012

Item no.: 750-979/000-013
Connector PROFINET; RJ-45; Cat. 6A; angled; AWG 22; Strain relief

www.wago.com/750-979/000-013

Subject to changes. Please also observe the further product documentation!

Item no.: 750-979/000-021

Connector ETHERNET; RJ-45; Cat. 6A; angled; Code T568A; AWG 24; Strain relief

www.wago.com/750-979/000-021

Item no.: 750-979/000-022

Connector ETHERNET; RJ-45; Cat. 6A; angled; Code T568B; AWG 24; Strain relief

www.wago.com/750-979/000-022**transfer module**

Item no.: 289-195

Interface module; RJ-45; IDC technology; Cat. 6; in mounting carrier; with shield connection

www.wago.com/289-195**Downloads****Documentation****Manual**

Industrial Managed Switch 8 Ports 100BASE-TX, PROFINET; EXT	V 1.0.0 Dec 12, 2019	pdf 15.0 MB	Download
--	-------------------------	----------------	----------

System Description

Industrial Switches – General Product Information		pdf 2.0 MB	Download
---	--	---------------	----------

Additional Information

Disposal; Electrical and electronic equipment, Packaging	V 1.0.0	pdf 265.8 kB	Download
--	---------	-----------------	----------

Runtime Software**Firmware**

Firmware: 852-602 Industrial-Managed-Switch; 8-port 100Base-TX; PROFINET; Extended temperature range; metallic black	02 Dec 12, 2019	zip 9.0 MB	Download
--	--------------------	---------------	----------

Device Files**Device Description File**

GSD-Dateien der Version 2.x für PROFINET	2.33 Jul 9, 2019	zip 44.1 kB	Download
--	---------------------	----------------	----------

Subject to changes. Please also observe the further product documentation!



Installation Notes

Subject to changes. Please also observe the further product documentation!

WAGO Kontakttechnik GmbH & Co. KG
Hansastr. 27
32423 Minden
Phone: +49571 887-0 | Fax: +49571 887-169
Email: info.de@wago.com | Web: www.wago.com

Do you have any questions about our products?
We are always happy to take your call at +49 (571) 887-44222.