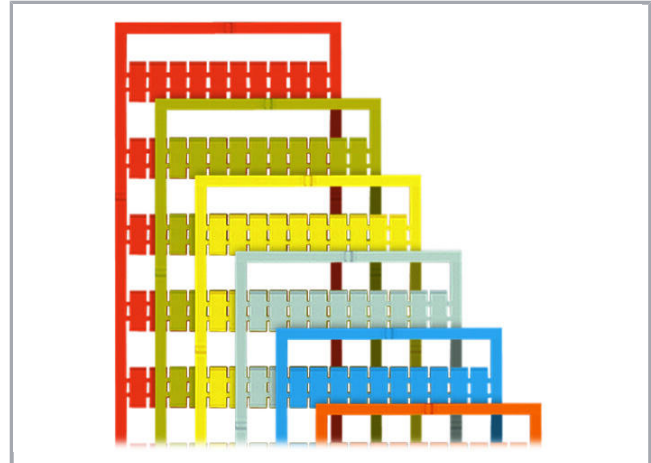
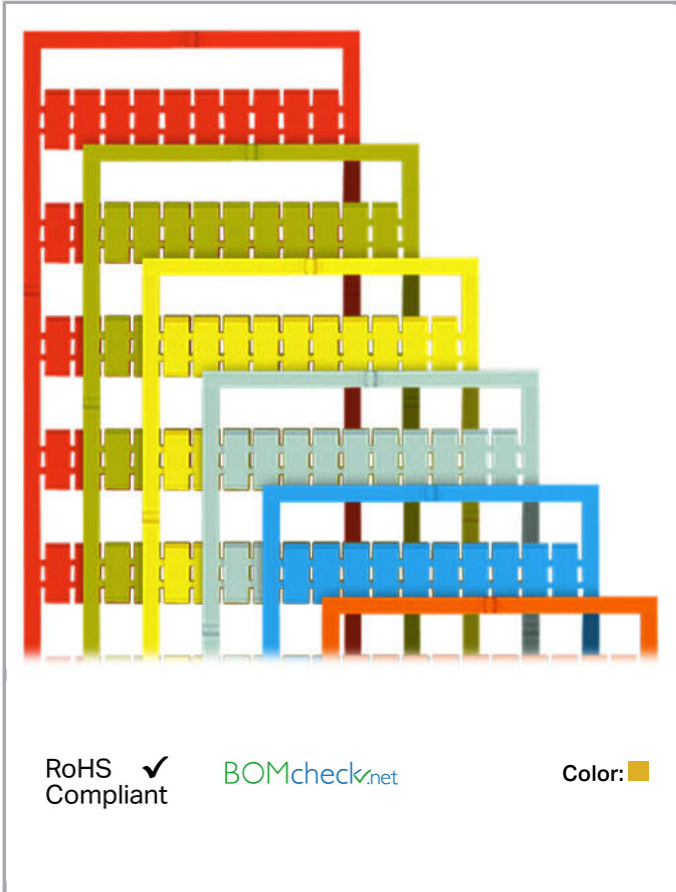


Data sheet | Item number: 793-4501/000-002

WMB marking card; as card; stretchable 4 - 4.2 mm; plain; snap-on type;  
yellow



[www.wago.com/793-4501/000-002](http://www.wago.com/793-4501/000-002)



## Item description

### Custom Labeling

Markers can also be customized using our Smart Designer Configuration Software.

Simply click on the "Configure" button on the right and label the markers as needed. To place an order, you must first register with the WAGO Configuration Software.

For re-orders, simply use the provided item number; this number can also be found in your software projects.

Have questions about the WAGO Configuration Software Smart Designer?  
Please email them to [smart.designer@wago.com](mailto:smart.designer@wago.com).

Subject to changes. Please also observe the further product documentation!

WAGO Kontakttechnik GmbH & Co. KG  
Hansastr. 27  
32423 Minden  
Phone: +49571 887-0 | Fax: +49571 887-169  
Email: [info.de@wago.com](mailto:info.de@wago.com) | Web: [www.wago.com](http://www.wago.com)

Do you have any questions about our products?  
We are always happy to take your call at +49 (571) 887-44222.



## Data

### Technical Data

Marking	plain
Marking	plain
Units per delivery form	10 strips with 10 markers per card

### Geometrical Data

Marker/Strip width	4 ... 4.2 mm
Marker width	4 mm

### Material Data

Color	yellow
Weight	7.3 g
Fire load	0.219 MJ

### Commercial data

Packaging type	BOX
Country of origin	DE
GTIN	4045454001858
Customs Tariff No.	491 19900000

## Counterpart


## Installation Notes

### Application

Subject to changes. Please also observe the further product documentation!

WAGO Kontakttechnik GmbH & Co. KG  
Hansastr. 27  
32423 Minden  
Phone: +49571 887-0 | Fax: +49571 887-169  
Email: [info.de@wago.com](mailto:info.de@wago.com) | Web: [www.wago.com](http://www.wago.com)

Do you have any questions about our products?  
We are always happy to take your call at +49 (571) 887-44222.




Separating a strip from the WMB marker card.



Stretching a WMB marker strip.



Separating an individual marker from the WMB marker strip – for larger terminal blocks.



Snapping a marking strip into the marker slot.

### Marking



Snapping a WMB marker strip into the marker slot of the double marker carrier.



Snapping a marking strip into the marker slot.

### Product family

#### WMB Multi marking system

[Show all products from the family](#)

Subject to changes. Please also observe the further product documentation!