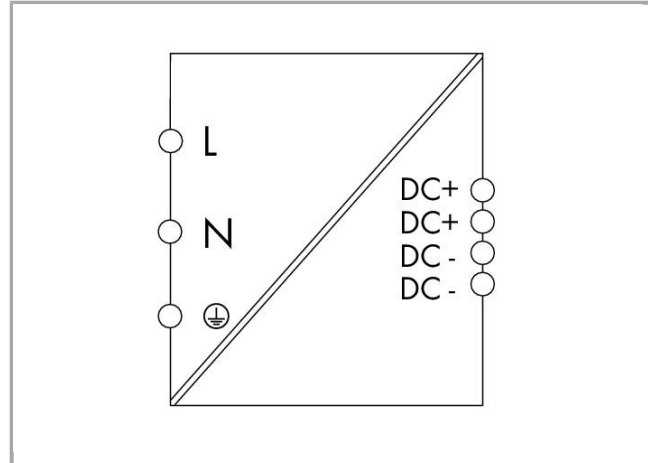



Data sheet | Item number: 787-732

Switched-mode power supply; EPSITRON® ECO Power; 1-phase; 24 VDC output voltage; 10 A output current; 4,00 mm²



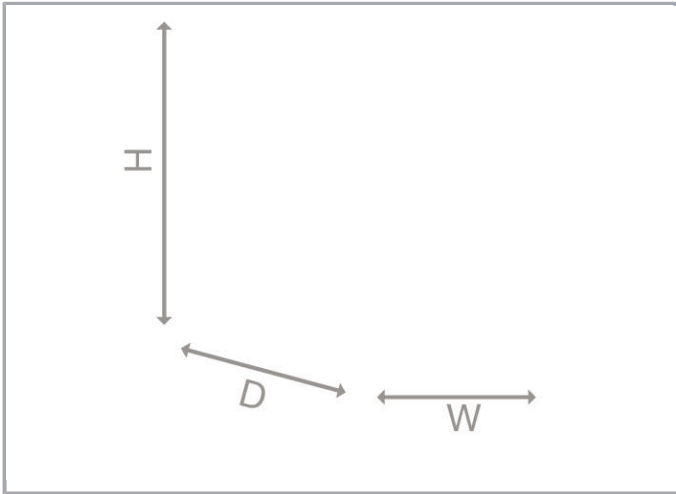
www.wago.com/787-732



Subject to changes. Please also observe the further product documentation!

WAGO Kontakttechnik GmbH & Co. KG
Hansastr. 27
32423 Minden
Phone: +49571 887-0 | Fax: +49571 887-169
Email: info.de@wago.com | Web: www.wago.com

Do you have any questions about our products?
We are always happy to take your call at +49 (571) 887-44222.



Item description

Features:

- Switched-mode power supply
- Natural convection cooling when horizontally mounted
- Encapsulated for use in control cabinets
- Suitable for both parallel and series operation
- Electrically isolated output voltage (SELV) per UL 60950-1; PELV per EN 60204

Data

Technical Data

Input

Phases	1
Nominal input voltage $U_{i, \text{nom}}$	AC 110 ... 240 V
Input voltage range	AC 85 ... 264 V; DC 90 ... 373 V
Nominal mains frequency range	47 ... 63 Hz; 0 Hz
Input current I_i	$\leq 1,5 \text{ A}$ (230 VAC); $\leq 3 \text{ A}$ (115 VAC)
Discharge current	$\leq 3,5 \text{ mA}$
Inrush current	$\leq 30 \text{ A}$
Power factor	$\geq 0,94$ (230 VAC); $\geq 0,98$ (115 VAC)
Power factor correction (PFC)	Active
Mains failure hold-up time	$\geq 20 \text{ ms}$ (230 VAC)

Subject to changes. Please also observe the further product documentation!

WAGO Kontakttechnik GmbH & Co. KG
 Hansastr. 27
 32423 Minden
 Phone: +49571 887-0 | Fax: +49571 887-169
 Email: info.de@wago.com | Web: www.wago.com

Do you have any questions about our products?
 We are always happy to take your call at +49 (571) 887-44222.

Output

Nominal output voltage $U_{o\ nom}$	DC 24 V (SELV)
Output voltage range	DC 22 ... 28 V (adjustable)
Factory preset	DC 24 V
Nominal output current $I_{o\ nom}$	10 A (24 VDC)
Nominal output power	240 W
Adjustment accuracy	$\leq 1\ %$
Residual ripple	$\leq 100\ mV$ (peak-to-peak)
Overload behavior	Constant power (in overload range: $1.15 \dots 1.4 \times I_{o\ nom}$); Shutdown and automatic restart in the event of a short circuit

Signaling and communication

Signaling	1 x LED DC OK (green) 1 x Overload LED (red)
Operation status indicator	Green LED (24 VDC OK) Red LED (overload)

Efficiency/Power losses:

Power loss P_l	$\leq 37,5\ W$ (230 VAC; Nominal load)
Max. power loss $P_{v\ max.}$	53 W (110 VAC / 24 VDC; 11 A)
Efficiency (typ.)	86 % (230 VAC)

Fuse protection:

Internal fuse	F 5 A / 250 VAC
External fuse (required)	An external DC fuse is required for the DC input voltage.
External fuse (recommended)	Circuit breaker: 10 A, 16 A; Tripping characteristic: B or C

Safety and protection:

Insulation voltage (PRI-SEC)	DC 4,242 kV
Isolation voltage (PRI-GND)	DC 2,2 kV
Insulation voltage (SEC-GND)	DC 0,7 kV
Protection class	I
Protection class	IP20 (per EN 60529)
Feedback voltage	$\leq DC\ 28\ V$
Overvoltage category	II

Subject to changes. Please also observe the further product documentation!



Transient protection, primary	Varistor
Short circuit protection	Yes
No-load proof	Yes
Parallel operation	Yes
Series connection	Yes
MTBF	480,000 h (per IEC 61709)

Connection data

Connection type (1)	Input/Output
Connection technology	CAGE CLAMP®
WAGO terminal	WAGO 745 Series
Solid conductor	0,08 ... 4 mm ² / 28 ... 12 AWG
Fine-stranded conductor	0,08 ... 4 mm ² / 28 ... 12 AWG
Strip length	8 ... 9 mm / 0.31 ... 0.35 inch
Note (conductor cross-section)	12 AWG: THHN, THWN

Geometrical Data

Width	110 mm / 4.331 inch
Height	92 mm / 3.622 inch
Length from upper-edge of DIN-35 rail	136 mm / 5.354 inch

Mechanical data

Type of mounting	DIN-35 rail (EN 60715)
------------------	------------------------

Material Data

Fire load	10.1 MJ
Weight	1200 g

Environmental Requirements

Surrounding air (operating) temperature	-10 ... 70 °C
Surrounding air (storage) temperature	-25 ... 85 °C
Relative humidity	≤ 95% (no condensation permissible)
Derating	-2.33 %/K (> 40 °C; 230 VAC)
Pollution degree	2
Climatic category	3K3 (per EN 60721)

Subject to changes. Please also observe the further product documentation!

Standards and specifications


Conformity marking	CE
Standards/specifications	EN 62368-1; EN 61204-3; cURus 60950-1; cULus 508; ANSI/ISA 12.12.01 (Class I Div. 2); ATEX; IEC Ex

Commercial data



Product Group	6 (Interface Electronics)
Packaging type	BOX
Country of origin	CN
GTIN	4045454908140
Customs Tariff No.	85044082900

Approvals / Certificates

Ex-Approvals

Logo	Approval	Additional Approval Text	Certificate name
	UL UL International Germany GmbH (HAZARDOUS LOCATIONS)	ANSI/ISA 12.12.01	E198726 Section 5

UL-Approvals

Logo	Approval	Additional Approval Text	Certificate name
	UL Underwriters Laboratories Inc.	UL 60950-1	E255815
	UL Underwriters Laboratories Inc.	UL 508	E255817

Counterpart









Compatible products

tools

Subject to changes. Please also observe the further product documentation!

WAGO Kontakttechnik GmbH & Co. KG
Hansastr. 27
32423 Minden
Phone: +49571 887-0 | Fax: +49571 887-169
Email: info.de@wago.com | Web: www.wago.com

Do you have any questions about our products?
We are always happy to take your call at +49 (571) 887-44222.

	Item no.: 210-720 Operating tool; Blade: 3.5 x 0.5 mm; with a partially insulated shaft	www.wago.com/210-720
	Item no.: 210-769 SCREWDRIVER; green	www.wago.com/210-769
ferrule		
	Item no.: 216-221 Ferrule; Sleeve for 0.5 mm ² / 20 AWG; insulated; electro-tin plated; white	www.wago.com/216-221
	Item no.: 216-222 Ferrule; Sleeve for 0.75 mm ² / 18 AWG; insulated; electro-tin plated; gray	www.wago.com/216-222
	Item no.: 216-223 Ferrule; Sleeve for 1 mm ² / AWG 18; insulated; electro-tin plated; red	www.wago.com/216-223
	Item no.: 216-224 Ferrule; Sleeve for 1.5 mm ² / AWG 16; insulated; electro-tin plated; black	www.wago.com/216-224
	Item no.: 216-241 Ferrule; Sleeve for 0.5 mm ² / 20 AWG; insulated; electro-tin plated; electrolytic copper; gastight crimped; acc. to DIN 46228, Part 4/09.90; white	www.wago.com/216-241
	Item no.: 216-242 Ferrule; Sleeve for 0.75 mm ² / 18 AWG; insulated; electro-tin plated; electrolytic copper; gastight crimped; acc. to DIN 46228, Part 4/09.90; gray	www.wago.com/216-242
	Item no.: 216-243 Ferrule; Sleeve for 1 mm ² / AWG 18; insulated; electro-tin plated; electrolytic copper; gastight crimped; acc. to DIN 46228, Part 4/09.90; red	www.wago.com/216-243
	Item no.: 216-244 Ferrule; Sleeve for 1.5 mm ² / AWG 16; insulated; electro-tin plated; electrolytic copper; gastight crimped; acc. to DIN 46228, Part 4/09.90; black	www.wago.com/216-244
	Item no.: 216-246 Ferrule; Sleeve for 2.5 mm ² / AWG 14; insulated; electro-tin plated; electrolytic copper; gastight crimped; acc. to DIN 46228, Part 4/09.90; blue	www.wago.com/216-246
	Item no.: 216-262 Ferrule; Sleeve for 0.75 mm ² / 18 AWG; insulated; electro-tin plated; electrolytic copper; gastight crimped; acc. to DIN 46228, Part 4/09.90; gray	www.wago.com/216-262
	Item no.: 216-263 Ferrule; Sleeve for 1 mm ² / AWG 18; insulated; electro-tin plated; electrolytic copper; gastight crimped; acc. to DIN 46228, Part 4/09.90; red	www.wago.com/216-263
	Item no.: 216-264 Ferrule; Sleeve for 1.5 mm ² / AWG 16; insulated; electro-tin plated; electrolytic copper; gastight crimped; acc. to DIN 46228, Part 4/09.90; black	www.wago.com/216-264
	Item no.: 216-266 Ferrule; Sleeve for 2.5 mm ² / AWG 14; insulated; electro-tin plated; electrolytic copper; gastight crimped; acc. to DIN 46228, Part 4/09.90; blue	www.wago.com/216-266
	Item no.: 216-284 Ferrule; Sleeve for 1.5 mm ² / AWG 16; insulated; electro-tin plated; electrolytic copper; gastight crimped; acc. to DIN 46228, Part 4/09.90; black	www.wago.com/216-284
	Item no.: 216-286	

Subject to changes. Please also observe the further product documentation!



Ferrule; Sleeve for 2.5 mm² / AWG 14; insulated; electro-tin plated; electrolytic copper; gastight crimped; acc. to DIN 46228, Part 4/09.90; blue

www.wago.com/216-286

Item no.: 216-321

Ferrule; Sleeve for 0.25 mm² / AWG 24; insulated; electro-tin plated; yellow

www.wago.com/216-321

Item no.: 216-322

Ferrule; Sleeve for 0.34 mm² / 22 AWG; insulated; electro-tin plated; green

www.wago.com/216-322

Downloads

Documentation

Instruction Leaflet

Primary Switch Mode Power Supply EPSITRON-ECO-Power 24 VDC, 10 A	V 2.2.8	pdf 348.2 kB	Download
---	---------	-----------------	----------

Additional Information

Disposal; Electrical and electronic equipment, Packaging	V 1.0.0	pdf 265.8 kB	Download
--	---------	-----------------	----------

CAD/CAE-Data

CAD data

2D/3D Models 787-732	URL	Download
----------------------	-----	----------

CAE data

EPLAN Data Portal 787-732	URL	Download
---------------------------	-----	----------

WSCAD Universe 787-732	URL	Download
------------------------	-----	----------

Installation Notes

Product family

Eco

[Show all products from the family](#)

Subject to changes. Please also observe the further product documentation!