

Data sheet | Item number: 787-1631

Switched-mode power supply; Classic; 1-phase; 12 VDC output voltage; 15 A output current; TopBoost; DC OK contact



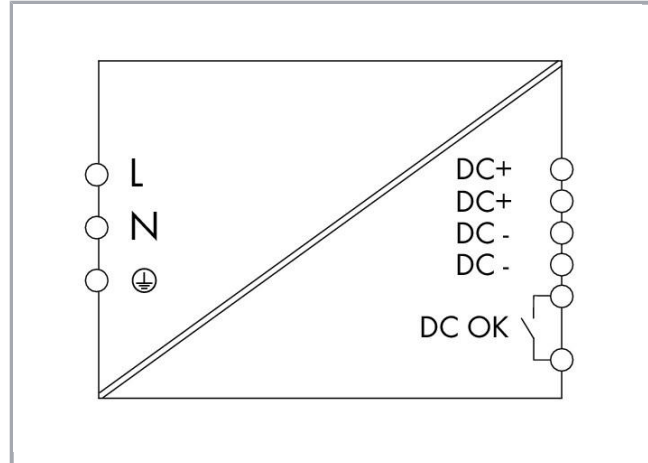
www.wago.com/787-1631



Similar to picture

RoHS Compliant

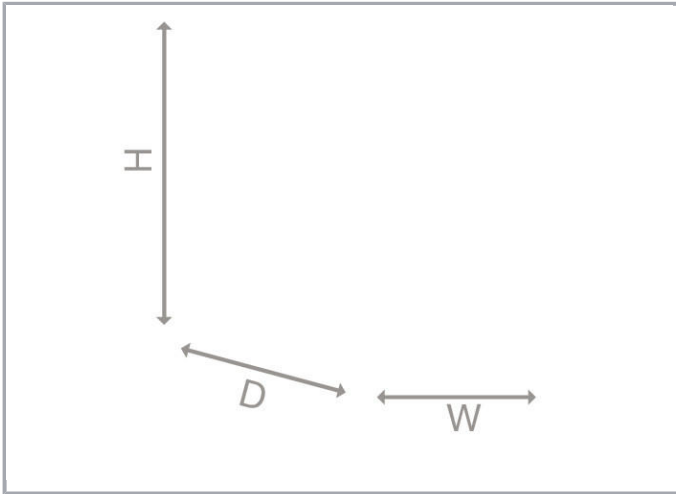
[BOMcheck.net](https://www.bomcheck.net)



Subject to changes. Please also observe the further product documentation!

WAGO Kontakttechnik GmbH & Co. KG
Hansastr. 27
32423 Minden
Phone: +49571 887-0 | Fax: +49571 887-169
Email: info.de@wago.com | Web: www.wago.com

Do you have any questions about our products?
We are always happy to take your call at +49 (571) 887-44222.



Item description

Features:

- Switched-mode power supply
- Natural convection cooling when horizontally mounted
- Enclosed for use in switchgear cabinets
- Contact (DC O K)
- Suitable for both parallel and series operation
- Electrically isolated output voltage (SELV) per EN 60950-1/UL 60950-1; PELV per EN 60204
- GL approval

Data

Technical Data

Input

Phases	1
Nominal input voltage $U_{i\text{nom}}$	AC 100 ... 240 V
Input voltage range	AC 85 ... 264 V; DC 120 ... 372 V
Input voltage derating	-2.5 %/V (< 100 VAC)
Nominal mains frequency range	44 ... 66 Hz; 0 Hz
Input current I_i	$\leq 0,93$ A (240 VAC); $\leq 2,05$ A (100 VAC)
Discharge current	≤ 1 mA
Inrush current	≤ 30 A
Power factor correction (PFC)	Active
Mains failure hold-up time	≥ 28 ms (230 VAC); ≥ 28 ms (100 VAC)

Subject to changes. Please also observe the further product documentation!

WAGO Kontakttechnik GmbH & Co. KG
 Hansastr. 27
 32423 Minden
 Phone: +49571 887-0 | Fax: +49571 887-169
 Email: info.de@wago.com | Web: www.wago.com

Do you have any questions about our products?
 We are always happy to take your call at +49 (571) 887-44222.

Output

Nominal output voltage $U_{o\ nom}$	DC 12 V (SELV)
Output voltage range	DC 11,5 ... 15 V (adjustable)
Factory preset	DC 12 V
Nominal output current $I_{o\ nom}$	15 A (12 VDC)
Nominal output power	180 W
Adjustment accuracy	$\leq 1\ %$
Residual ripple	$\leq 35\ mV$ (peak-to-peak)
Current limitation	$1.1 \times I_{o\ nom}$ typ.
Overload behavior	Constant current

Signaling and communication

Signaling	1 x LED DC OK (green) 1 x DC OK contact (make contact; max. 30 V AC/DC, 1 A)
Operation status indicator	LED green (U_o)

Efficiency/Power losses:

Power loss P_l	$\leq 4,4\ W$ (230 VAC; no load); $\leq 21,8\ W$ (230 VAC; nominal load)
Max. power loss $P_{v\ max.}$	24,7 W (100 VAC / 12 VDC; 15 A)
Efficiency (typ.)	90 %

Fuse protection:

Internal fuse	T 6.3 A / 250 VAC
External fuse (required)	an external DC fuse required for DC input voltage
External fuse (recommended)	Circuit breakers 10 A, 16 A, characteristic: B or C

Safety and protection:

Insulation voltage (PRI-SEC)	DC 4,242 kV
Isolation voltage (PRI-GND)	DC 2,2 kV
Insulation voltage (SEC-GND)	DC 0,7 kV
Protection class	I
Protection class	IP20 (per EN 60529)
Feedback voltage	$\leq DC\ 25\ V$
Overvoltage category	II

Subject to changes. Please also observe the further product documentation!



Transient protection, primary	Varistor
Overvoltage protection, secondary	Internal protective circuit ≤ 20 VDC (in case of an error)
Short circuit protection	Yes
No-load proof	Yes
Parallel operation	Yes
Series connection	Yes
MTBF	> 500,000 h (per IEC 61709)

Connection data

Connection type (1)	Input/Output/Signaling
Connection technology	CAGE CLAMP®
WAGO terminal	WAGO 721 Series
Solid conductor	0,08 ... 2,5 mm ² / 28 ... 12 AWG
Fine-stranded conductor	0,08 ... 2,5 mm ² / 28 ... 12 AWG
Strip length	8 ... 9 mm / 0.31 ... 0.35 inch

Geometrical Data

Width	55 mm / 2.165 inch
Height	127 mm / 5 inch
Length from upper-edge of DIN-35 rail	172 mm / 6.772 inch

Mechanical data

Type of mounting	DIN-35 rail (EN 60715)
------------------	------------------------

Material Data

Weight	930 g
--------	-------

Environmental Requirements

Surrounding air (operating) temperature	-25 ... 70 °C (Device start at -40 °C type-tested)
Surrounding air (storage) temperature	-25 ... 85 °C
Relative humidity	5 ... 96 % (no condensation permissible)
Derating	-5 %/K (> 60 °C, 196 ... 264 VAC); -2.5 %/K (> 50 °C, 85 ... 195 VAC)
Pollution degree	2
Climatic category	3K3 (per EN 60721)

Subject to changes. Please also observe the further product documentation!

WAGO Kontakttechnik GmbH & Co. KG
 Hansastr. 27
 32423 Minden
 Phone: +49571 887-0 | Fax: +49571 887-169
 Email: info.de@wago.com | Web: www.wago.com

Do you have any questions about our products?
 We are always happy to take your call at +49 (571) 887-44222.

Standards and specifications


Conformity marking	CE
Standards/specifications	EN 60950-1; EN 61204-3; UL 60950-1; UL 508; GL

Commercial data



Product Group	6 (Interface Electronics)
Packaging type	BOX
Country of origin	DE
GTIN	4055143060509
Customs Tariff No.	85044082900

Approvals / Certificates

Ship Approvals

Logo	Approval	Additional Approval Text	Certificate name
	GL Germanischer Lloyd	-	14788-15HH

UL-Approvals

Logo	Approval	Additional Approval Text	Certificate name
	UL Underwriters Laboratories Inc.	UL 60950-1	E255815
	UL Underwriters Laboratories Inc.	UL 508	E255817

Counterpart







Compatible products

ferrule









Subject to changes. Please also observe the further product documentation!

WAGO Kontakttechnik GmbH & Co. KG
 Hansastr. 27
 32423 Minden
 Phone: +49571 887-0 | Fax: +49571 887-169
 Email: info.de@wago.com | Web: www.wago.com

Do you have any questions about our products?
 We are always happy to take your call at +49 (571) 887-44222.

	Item no.: 216-201 Ferrule; Sleeve for 0.5 mm ² / 20 AWG; insulated; electro-tin plated; white	www.wago.com/216-201
	Item no.: 216-202 Ferrule; Sleeve for 0.75 mm ² / 18 AWG; insulated; electro-tin plated; gray	www.wago.com/216-202
	Item no.: 216-203 Ferrule; Sleeve for 1 mm ² / AWG 18; insulated; electro-tin plated; red	www.wago.com/216-203
	Item no.: 216-204 Ferrule; Sleeve for 1.5 mm ² / AWG 16; insulated; electro-tin plated; black	www.wago.com/216-204
	Item no.: 216-221 Ferrule; Sleeve for 0.5 mm ² / 20 AWG; insulated; electro-tin plated; white	www.wago.com/216-221
	Item no.: 216-222 Ferrule; Sleeve for 0.75 mm ² / 18 AWG; insulated; electro-tin plated; gray	www.wago.com/216-222
	Item no.: 216-223 Ferrule; Sleeve for 1 mm ² / AWG 18; insulated; electro-tin plated; red	www.wago.com/216-223
	Item no.: 216-224 Ferrule; Sleeve for 1.5 mm ² / AWG 16; insulated; electro-tin plated; black	www.wago.com/216-224
	Item no.: 216-241 Ferrule; Sleeve for 0.5 mm ² / 20 AWG; insulated; electro-tin plated; electrolytic copper; gastight crimped; acc. to DIN 46228, Part 4/09.90; white	www.wago.com/216-241
	Item no.: 216-242 Ferrule; Sleeve for 0.75 mm ² / 18 AWG; insulated; electro-tin plated; electrolytic copper; gastight crimped; acc. to DIN 46228, Part 4/09.90; gray	www.wago.com/216-242
	Item no.: 216-243 Ferrule; Sleeve for 1 mm ² / AWG 18; insulated; electro-tin plated; electrolytic copper; gastight crimped; acc. to DIN 46228, Part 4/09.90; red	www.wago.com/216-243
	Item no.: 216-244 Ferrule; Sleeve for 1.5 mm ² / AWG 16; insulated; electro-tin plated; electrolytic copper; gastight crimped; acc. to DIN 46228, Part 4/09.90; black	www.wago.com/216-244
	Item no.: 216-262 Ferrule; Sleeve for 0.75 mm ² / 18 AWG; insulated; electro-tin plated; electrolytic copper; gastight crimped; acc. to DIN 46228, Part 4/09.90; gray	www.wago.com/216-262
	Item no.: 216-263 Ferrule; Sleeve for 1 mm ² / AWG 18; insulated; electro-tin plated; electrolytic copper; gastight crimped; acc. to DIN 46228, Part 4/09.90; red	www.wago.com/216-263
	Item no.: 216-264 Ferrule; Sleeve for 1.5 mm ² / AWG 16; insulated; electro-tin plated; electrolytic copper; gastight crimped; acc. to DIN 46228, Part 4/09.90; black	www.wago.com/216-264
	Item no.: 216-284 Ferrule; Sleeve for 1.5 mm ² / AWG 16; insulated; electro-tin plated; electrolytic copper; gastight crimped; acc. to DIN 46228, Part 4/09.90; black	www.wago.com/216-284
	Item no.: 216-301 Ferrule; Sleeve for 0.25 mm ² / AWG 24; insulated; electro-tin plated; yellow	www.wago.com/216-301

Subject to changes. Please also observe the further product documentation!

	Item no.: 216-302 Ferrule; Sleeve for 0.34 mm ² / 22 AWG; insulated; electro-tin plated; green	www.wago.com/216-302
	Item no.: 216-321 Ferrule; Sleeve for 0.25 mm ² / AWG 24; insulated; electro-tin plated; yellow	www.wago.com/216-321
	Item no.: 216-322 Ferrule; Sleeve for 0.34 mm ² / 22 AWG; insulated; electro-tin plated; green	www.wago.com/216-322
tools		
	Item no.: 210-720 Operating tool; Blade: 3.5 x 0.5 mm; with a partially insulated shaft	www.wago.com/210-720
	Item no.: 210-769 SCREWDRIVER; green	www.wago.com/210-769
Marking accessories		
	Item no.: 2009-110 Marking strips; on reel; not stretchable; plain; snap-on type; white	www.wago.com/2009-110
	Item no.: 2009-115 WMB-Inline; for Smart Printer; 1500 pieces on roll; stretchable 5 - 5.2 mm; plain; snap-on type; white	www.wago.com/2009-115
	Item no.: 2009-115/000-002 WMB-Inline; for Smart Printer; 1500 pieces on roll; stretchable 5 - 5.2 mm; plain; snap-on type; yellow	www.wago.com/2009-115/000-002
	Item no.: 2009-115/000-006 WMB-Inline; for Smart Printer; 1500 pieces on roll; stretchable 5 - 5.2 mm; plain; snap-on type; white	www.wago.com/2009-115/000-006
	Item no.: 2009-115/000-007 WMB-Inline; for Smart Printer; 1500 pieces on roll; stretchable 5 - 5.2 mm; plain; snap-on type; gray	www.wago.com/2009-115/000-007
	Item no.: 2009-115/000-012 WMB-Inline; for Smart Printer; 1500 pieces on roll; stretchable 5 - 5.2 mm; plain; snap-on type; white	www.wago.com/2009-115/000-012
	Item no.: 2009-115/000-017 WMB-Inline; for Smart Printer; 1500 pieces on roll; stretchable 5 - 5.2 mm; plain; snap-on type; white	www.wago.com/2009-115/000-017
	Item no.: 2009-115/000-023 WMB-Inline; for Smart Printer; 1500 pieces on roll; stretchable 5 - 5.2 mm; plain; snap-on type; green	www.wago.com/2009-115/000-023
	Item no.: 2009-115/000-024 WMB-Inline; for Smart Printer; 1500 pieces on roll; stretchable 5 - 5.2 mm; plain; snap-on type; white	www.wago.com/2009-115/000-024
	Item no.: 210-831 Marking strips; on reel; 2.3 mm wide; plain; Self-adhesive; white	www.wago.com/210-831

Subject to changes. Please also observe the further product documentation!



Item no.: 210-832
Marking strips; on reel; 3 mm wide; plain; Self-adhesive; white

www.wago.com/210-832

Item no.: 793-501
WMB marking card; as card; not stretchable; plain; snap-on type; white

www.wago.com/793-501

Item no.: 793-501/000-002
WMB marking card; as card; not stretchable; plain; snap-on type; yellow

www.wago.com/793-501/000-002

Item no.: 793-501/000-005
WMB marking card; as card; not stretchable; plain; snap-on type; red

www.wago.com/793-501/000-005

Item no.: 793-501/000-006
WMB marking card; as card; not stretchable; plain; snap-on type; blue

www.wago.com/793-501/000-006



Item no.: 793-501/000-007
WMB marking card; as card; not stretchable; plain; snap-on type; gray

www.wago.com/793-501/000-007

Item no.: 793-501/000-012
WMB marking card; as card; not stretchable; plain; snap-on type; orange

www.wago.com/793-501/000-012



Item no.: 793-501/000-017
WMB marking card; as card; not stretchable; plain; snap-on type; light green

www.wago.com/793-501/000-017

Item no.: 793-501/000-023
WMB marking card; as card; not stretchable; plain; snap-on type; green

www.wago.com/793-501/000-023

Item no.: 793-501/000-024
WMB marking card; as card; not stretchable; plain; snap-on type; violet

www.wago.com/793-501/000-024



Item no.: 793-5501
WMB marking card; as card; for terminal block width 5 - 17.5 mm; stretchable 5 - 5.2 mm; plain; snap-on type; white

www.wago.com/793-5501

Item no.: 793-5501/000-002
WMB marking card; as card; for terminal block width 5 - 17.5 mm; stretchable 5 - 5.2 mm; plain; snap-on type; yellow

www.wago.com/793-5501/000-002

Item no.: 793-5501/000-005
WMB marking card; as card; for terminal block width 5 - 17.5 mm; stretchable 5 - 5.2 mm; plain; snap-on type; red

www.wago.com/793-5501/000-005

Item no.: 793-5501/000-006
WMB marking card; as card; for terminal block width 5 - 17.5 mm; stretchable 5 - 5.2 mm; plain; snap-on type; blue

www.wago.com/793-5501/000-006

Subject to changes. Please also observe the further product documentation!



Item no.: 793-5501/000-007

WMB marking card; as card; for terminal block width 5 - 17.5 mm; stretchable 5 - 5.2 mm; plain; snap-on type; gray

www.wago.com/793-5501/000-007

Item no.: 793-5501/000-012

WMB marking card; as card; for terminal block width 5 - 17.5 mm; stretchable 5 - 5.2 mm; plain; snap-on type; orange

www.wago.com/793-5501/000-012



Item no.: 793-5501/000-014

WMB marking card; as card; for terminal block width 5 - 17.5 mm; stretchable 5 - 5.2 mm; plain; snap-on type; brown

www.wago.com/793-5501/000-014

Item no.: 793-5501/000-017

WMB marking card; as card; for terminal block width 5 - 17.5 mm; stretchable 5 - 5.2 mm; plain; snap-on type; green

www.wago.com/793-5501/000-017

Item no.: 793-5501/000-023

WMB marking card; as card; for terminal block width 5 - 17.5 mm; stretchable 5 - 5.2 mm; plain; snap-on type; light green

www.wago.com/793-5501/000-023



Item no.: 793-5501/000-024

WMB marking card; as card; for terminal block width 5 - 17.5 mm; stretchable 5 - 5.2 mm; plain; snap-on type; violet

www.wago.com/793-5501/000-024

Downloads

Documentation

Instruction Leaflet

Primär getaktete Stromversorgungen EPSITRON® CLASSIC Power
DC 12 V, 15 A

pdf
250.8 kB

Download

Additional Information

Disposal; Electrical and electronic equipment, Packaging

V 1.0.0

pdf
265.8 kB

Download

Engineering-Software

Configuration and Commissioning Software

WAGO Line Length Calculation

1.3.5

exe

Download

Die WAGO Leitungslaengenrechnung hilft bei der Planung der sekundärseitigen Absicherung von Leitungen an WAGO Stromversorgungen Pro (787-8xx) und Classic (787-16xx). Nach Auswahl eines Netzgerätes kann der gewünschte Leitungsquerschnitt und der zugehörige Leitungsschutzschalter ausgewählt werden. Das Software-Werkzeug berechnet dann die maximale Leitungslänge, bei der die Absicherung unter Berücksichtigung der Leitungs- und Übergangswiderstände

Dec 9, 2019

337.4 kB

Subject to changes. Please also observe the further product documentation!

WAGO Kontakttechnik GmbH & Co. KG

Hansastr. 27

32423 Minden

Phone: +49571 887-0 | Fax: +49571 887-169

Email: info.de@wago.com | Web: www.wago.com

Do you have any questions about our products?

We are always happy to take your call at +49 (571) 887-44222.



ordnungsgemäß funktioniert. Die Auswahl einer Grundlast kann vom Anwender vorgenommen werden.

CAD/CAE-Data

CAD data

2D/3D Models 787-1631	URL	Download
-----------------------	---------------------	--------------------------

CAE data

EPLAN Data Portal 787-1631	URL	Download
----------------------------	---------------------	--------------------------

WSCAD Universe 787-1631	URL	Download
-------------------------	---------------------	--------------------------

Installation Notes

Product family

Classic

[Show all products from the family](#)

Subject to changes. Please also observe the further product documentation!

WAGO Kontakttechnik GmbH & Co. KG
Hansastr. 27
32423 Minden
Phone: +49571 887-0 | Fax: +49571 887-169
Email: info.de@wago.com | Web: www.wago.com

Do you have any questions about our products?
We are always happy to take your call at +49 (571) 887-44222.