


Data sheet | Item number: 771-9995/116-102

pre-assembled connecting cable; Eca; Socket/open-ended; 5-pole; Cod. A;
H05Z1Z1-F 5G 1.5 mm²; 1 m; 1,50 mm²; white



www.wago.com/771-9995/116-102



Item description

- Protected against mismatching and maintenance-free
- Additional variable coding is possible

Note:

Cables with a different fire class can be found in the eShop.

Note on mismatching protection:

All WINSTA[®] components are 100% protected against mismatching when:

- plugging different numbers of poles
- plugging while rotated 180
- plugging while laterally staggered
- plugging one pole

Safety information 1:

Application note for the U.S. market (USR): Some versions may also be used for current interruption in accordance with the UL certificate in select applications with currents below 16 A and voltages up to 600 V. For further information, please contact your local sales office.

Data

Electrical data

Note on Contact Resistance

approx. 1 mΩ of contact resistance approx. 0.25 mΩ contact transition plug/socket

Subject to changes. Please also observe the further product documentation!

WAGO Kontakttechnik GmbH & Co. KG
Hansastr. 27
32423 Minden
Phone: +49571 887-0 | Fax: +49571 887-169
Email: info.de@wago.com | Web: www.wago.com

Do you have any questions about our products?
We are always happy to take your call at +49 (571) 887-44222.



Ratings per IEC/EN 60664-1

| | |
|---------------------------------|---|
| Ratings per | IEC/EN 60664-1 |
| Rated voltage (III / 3) | 400 V |
| Rated impulse voltage (III / 3) | 6 kV |
| Rated current | 16 A |
| Legend (ratings) | (III / 3) $\hat{=}$ Overvoltage category III / Pollution degree 3 |

Approvals per UL 1977

| | |
|---|-------|
| Rated voltage per UL 1977 (factory wiring only) | 600 V |
| Rated current per UL 1977 (factory wiring only) | 23 A |

Connection data

| | |
|-----------------------------------|-------------------------------|
| Strip length | 9 mm / 0.35 inch |
| No. of poles | 5 |
| Total number of potentials | 5 |
| Ground function | with preceding ground contact |
| Conductor preparation | tip-bonded |
| Cable diameter | 9,3 ... 11,6 mm |
| Cross section of single conductor | 1.5 mm ² |
| Strip length | 55 mm |
| Connection type | Socket - Free end |

Geometrical Data

| | |
|--------------|--------------------|
| Pin spacing | 10 mm / 0.394 inch |
| Total length | 1 m |

Mechanical data

| | |
|---|--|
| Coding | A |
| Mating force of a plug-in connection | approx. 20 ... 70 N (depending on pole number) |
| Retention force of a plug-in connection | when locked: > 80N |
| Unmating force of a plug-in connection | when unlocked: approx. 20 ... 70 N (depending on pole number) |
| Number of mating cycles | 200 (without resistive load) 100 (with resistive load $I_N = 25$ A), tested (4 mm ²) |
| Connection type | Socket - free end |
| Type of cable assembly | Connecting cable |
| Type of cable | H05Z1Z1-F 5G1.5 |

Subject to changes. Please also observe the further product documentation!



| | |
|--------------------------|---|
| Marking | N L1 L2 L3 |
| Protection class | IP20 |
| Note on protection class | Only when mated (these compact connectors are not designed for use in open, easily accessible areas). |
| Potential marking | N L1 L2 L3 |
| Application | General mains applications |

Plug connection

| | |
|-------------------------------|---------------|
| Mismating protection | Yes |
| Locking of plug-in connection | locking lever |
| Locking lever | no |

Material Data

| | |
|-------------------------------------|--|
| Color | white |
| Insulating material | Polyamide 66 (PA 66) |
| Reaction to fire class per EN 50575 | E _{ca} |
| Contact material | Copper or copper alloy (surface-treated) |
| Fire load | 2.695 MJ |
| Connector color | white |
| Printing color of mating face | black |
| Strain relief color | white |
| Printing color of strain relief | black |
| Color of sheathed cable | white |
| Printing color of sheathed cable | black |
| Halogen-free | Yes |
| Weight | 164.7 g |

Environmental Requirements

| | |
|--|---|
| Processing temperature | -5 ... +40 °C |
| Continuous operating temperature | -35 ... +85 °C |
| Note on Continuous Service Temperature | PVC cable for temperatures ≤ 70 °C (including halogen-free) Insulating parts for temperatures ≤ 105 °C |

Commercial data

| | |
|-------------------|------------|
| Packaging type | not packed |
| Country of origin | DE |

Subject to changes. Please also observe the further product documentation!



WAGO Kontakttechnik GmbH & Co. KG
 Hansastr. 27
 32423 Minden
 Phone: +49571 887-0 | Fax: +49571 887-169
 Email: info.de@wago.com | Web: www.wago.com

Do you have any questions about our products?
 We are always happy to take your call at +49 (571) 887-44222.

| | |
|--------------------|---------------|
| GTIN | 4044918590266 |
| Customs Tariff No. | 85444290900 |

Approvals / Certificates



Country specific Approvals

| Logo | Approval | Additional Approval Text | Certificate name |
|--|---------------------------------------|--------------------------|------------------|
|  | CCA DEKRA Certification B.V. | EN 61535 | NTR NL-7355 |
|  | KEMA/KEUR DEKRA Certification B.V. | EN 61535 | 2179129.01 |


Counterpart

Compatible products

Locking lever

| | | |
|--|--|--|
|  | Item no.: 770-101 Locking lever; for flying leads; for manual operation; black | www.wago.com/770-101 |
| | Item no.: 770-111 Locking lever; for flying leads; for tool operation; black | www.wago.com/770-111 |
|  | Item no.: 770-121 Locking lever; for flying leads; for manual operation; white | www.wago.com/770-121 |
| | Item no.: 770-131 Locking lever; for flying leads; for tool operation; white | www.wago.com/770-131 |

Marking accessories

| | | |
|--|---|--|
| | Item no.: 210-334 Marking strips; as a DIN A4 sheet; Strip width 5 mm; Strip length 182 mm; plain; Self-adhesive; white | www.wago.com/210-334 |
| | Item no.: 770-450 Marker card; Plastic; white | www.wago.com/770-450 |
|  | Item no.: 770-450/000-001 Marker card; Plastic; white | www.wago.com/770-450/000-001 |

Subject to changes. Please also observe the further product documentation!

Item no.: 770-450/000-002
Marker card; Plastic; white

www.wago.com/770-450/000-002

Item no.: 770-450/000-005
Marker card; Plastic; white

www.wago.com/770-450/000-005

Item no.: 770-450/000-006
Marker card; Plastic; white

www.wago.com/770-450/000-006



Item no.: 770-450/000-012
Marker card; Plastic; white

www.wago.com/770-450/000-012

protection

Item no.: 770-201
Lockout cap; 12-pole, separable; 12-pole; for sockets; black

www.wago.com/770-201



Item no.: 770-221
Lockout cap; for socket; 12-pole; separable; white

www.wago.com/770-221

Downloads

CAD/CAE-Data

CAD data

2D/3D Models 771-9995/116-102

[URL](#)

[Download](#)

CAE data

WSCAD Universe 771-9995/116-102

[URL](#)

[Download](#)

Installation Notes

Product family

WINSTA® MIDI

[Show all products from the family](#)

Subject to changes. Please also observe the further product documentation!