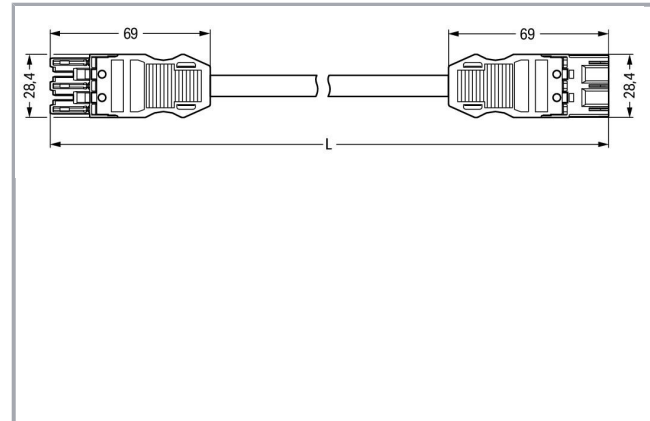
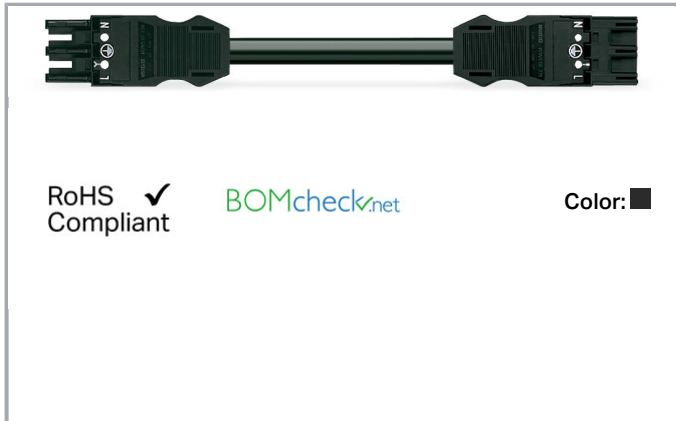


## Data sheet | Item number: 771-9993/007-701

pre-assembled interconnecting cable; Eca; Socket/plug; 3-pole; Cod. A;  
H05VV-F 3G 2.5 mm<sup>2</sup>; 7 m; 2,50 mm<sup>2</sup>; black



[www.wago.com/771-9993/007-701](http://www.wago.com/771-9993/007-701)



### Item description

- Protected against mismatching and maintenance-free
- Additional variable coding is possible

### Note:

Cables with a different fire class can be found in the eShop.

### Note on mismatching protection:

All WINSTA<sup>®</sup> components are 100% protected against mismatching when:

- plugging different numbers of poles
- plugging while rotated 180
- plugging while laterally staggered
- plugging one pole

### Safety information 1:

Application note for the U.S. market (USR): Some versions may also be used for current interruption in accordance with the UL certificate in select applications with currents below 16 A and voltages up to 600 V. For further information, please contact your local sales office.

## Data

### Electrical data

Note on Contact Resistance

approx. 1 m $\Omega$  of contact resistance approx. 0.25 m $\Omega$  contact transition plug/socket

Subject to changes. Please also observe the further product documentation!

WAGO Kontakttechnik GmbH & Co. KG  
Hansastr. 27  
32423 Minden  
Phone: +49571 887-0 | Fax: +49571 887-169  
Email: [info.de@wago.com](mailto:info.de@wago.com) | Web: [www.wago.com](http://www.wago.com)

Do you have any questions about our products?  
We are always happy to take your call at +49 (571) 887-44222.



### Ratings per IEC/EN 60664-1

|                                 |   |
|---------------------------------|---|
| Ratings per                     | IEC/EN 60664-1  |
| Rated voltage (III / 3)         | 250 V   |
| Rated impulse voltage (III / 3) | 4 kV  |
| Rated current                   | 20 A  |
| Legend (ratings)                | (III / 3) ≙ Overvoltage category III / Pollution degree 3 |

### Approvals per UL 1977

|   |       |
|---|-------|
| Rated voltage per UL 1977 (factory wiring only) | 600 V |
| Rated current per UL 1977 (factory wiring only) | 23 A  |

### Connection data

|                                   |                               |
|-----------------------------------|-------------------------------|
| No. of poles                      | 3                             |
| Total number of potentials        | 3                             |
| Ground function                   | with preceding ground contact |
| Conductor preparation             | tip-bonded                    |
| Cable diameter                    | 9,2 ... 11,4 mm               |
| Cross section of single conductor | 2.5 mm <sup>2</sup>           |
| Connection type                   | Socket - Plug                 |

### Geometrical Data

|              |                    |
|--------------|--------------------|
| Pin spacing  | 10 mm / 0.394 inch |
| Total length | 7 m                |

### Mechanical data

|   |  |
|---|--|
| Coding                                  | A  |
| Mating force of a plug-in connection    | approx. 20 ... 70 N (depending on pole number)   |
| Retention force of a plug-in connection | when locked: > 80N   |
| Unmating force of a plug-in connection  | when unlocked: approx. 20 ... 70 N (depending on pole number)                                    |
| Number of mating cycles                 | 200 (without resistive load) 100 (with resistive load $I_N = 25$ A), tested (4 mm <sup>2</sup> ) |
| Connection type                         | Socket - Plug  |
| Type of cable assembly                  | Interconnecting cable  |
| Type of cable                           | H05VV-F 3G2.5  |
| Marking                                 | L N  |
| Protection class                        | IP20   |

Subject to changes. Please also observe the further product documentation!



|                          |   |
|--------------------------|---|
| Note on protection class | Only when mated (these compact connectors are not designed for use in open, easily accessible areas). |
| Potential marking        | L N   |
| Application              | General mains applications  |

### Plug connection

|                               |               |
|-------------------------------|---------------|
| Mismating protection          | Yes           |
| Locking of plug-in connection | locking lever |
| Locking lever                 | retrofitable  |

### Material Data

|                                     |  |
|-------------------------------------|--|
| Color                               | black                                    |
| Insulating material                 | Polyamide 66 (PA 66)                     |
| Reaction to fire class per EN 50575 | E <sub>ca</sub>                          |
| Contact material                    | Copper or copper alloy (surface-treated) |
| Fire load                           | 19.082 MJ                                |
| Connector color                     | black                                    |
| Printing color of mating face       | white                                    |
| Strain relief color                 | black                                    |
| Printing color of strain relief     | white                                    |
| Color of sheathed cable             | black                                    |
| Printing color of sheathed cable    | white                                    |
| Sheath material                     | PVC                                      |
| Weight                              | 1092 g                                   |

### Environmental Requirements

|  |   |
|--|---|
| Processing temperature                 | -5 ... +40 °C   |
| Continuous operating temperature       | -35 ... +85 °C  |
| Note on Continuous Service Temperature | PVC cable for temperatures ≤ 70 °C (including halogen-free)<br>Insulating parts for temperatures ≤ 105 °C |

### Commercial data

|                    |               |
|--------------------|---------------|
| Packaging type     | not packed    |
| Country of origin  | DE            |
| GTIN               | 4044918585248 |
| Customs Tariff No. | 85444290900   |



Subject to changes. Please also observe the further product documentation!

WAGO Kontakttechnik GmbH & Co. KG  
 Hansastr. 27  
 32423 Minden  
 Phone: +49571 887-0 | Fax: +49571 887-169  
 Email: [info.de@wago.com](mailto:info.de@wago.com) | Web: [www.wago.com](http://www.wago.com)

Do you have any questions about our products?  
 We are always happy to take your call at +49 (571) 887-44222.

## Approvals / Certificates






### Country specific Approvals

| Logo   | Approval                              | Additional Approval Text | Certificate name |
|--|---------------------------------------|--------------------------|------------------|
|  | CCA<br>DEKRA Certification B.V.       | EN 61535                 | NTR NL-7355      |
|  | KEMA/KEUR<br>DEKRA Certification B.V. | EN 61535                 | 2179129.01       |

## Counterpart



## Compatible products

### Marking accessories

|  |   |  |
|--|---|--|
|  | <b>Item no.: 210-334</b><br>Marking strips; as a DIN A4 sheet; Strip width 5 mm; Strip length 182 mm; plain; Self-adhesive; white | <a href="http://www.wago.com/210-334">www.wago.com/210-334</a>                 |
|  | <b>Item no.: 770-450</b><br>Marker card; Plastic; white   | <a href="http://www.wago.com/770-450">www.wago.com/770-450</a>                 |
|  | <b>Item no.: 770-450/000-001</b><br>Marker card; Plastic; white   | <a href="http://www.wago.com/770-450/000-001">www.wago.com/770-450/000-001</a> |
|  | <b>Item no.: 770-450/000-002</b><br>Marker card; Plastic; white   | <a href="http://www.wago.com/770-450/000-002">www.wago.com/770-450/000-002</a> |
|  | <b>Item no.: 770-450/000-005</b><br>Marker card; Plastic; white   | <a href="http://www.wago.com/770-450/000-005">www.wago.com/770-450/000-005</a> |
|  | <b>Item no.: 770-450/000-006</b><br>Marker card; Plastic; white   | <a href="http://www.wago.com/770-450/000-006">www.wago.com/770-450/000-006</a> |
|  | <b>Item no.: 770-450/000-012</b><br>Marker card; Plastic; white   | <a href="http://www.wago.com/770-450/000-012">www.wago.com/770-450/000-012</a> |

Subject to changes. Please also observe the further product documentation!

protection

|  |  |   |
|--|--|---|
|  | <p><b>Item no.: 770-201</b><br/>Lockout cap; 12-pole, separable; 12-pole; for sockets; black</p> | <p><a href="http://www.wago.com/770-201">www.wago.com/770-201</a></p> |
|  | <p><b>Item no.: 770-221</b><br/>Lockout cap; for socket; 12-pole; separable; white</p>           | <p><a href="http://www.wago.com/770-221">www.wago.com/770-221</a></p> |
|  | <p><b>Item no.: 770-360</b><br/>Lockout cap; for plugs; 5-pole; separable; yellow</p>            | <p><a href="http://www.wago.com/770-360">www.wago.com/770-360</a></p> |

Locking lever

|  |  |   |
|--|--|---|
|  | <p><b>Item no.: 770-101</b><br/>Locking lever; for flying leads; for manual operation; black</p> | <p><a href="http://www.wago.com/770-101">www.wago.com/770-101</a></p> |
|  | <p><b>Item no.: 770-111</b><br/>Locking lever; for flying leads; for tool operation; black</p>   | <p><a href="http://www.wago.com/770-111">www.wago.com/770-111</a></p> |
|  | <p><b>Item no.: 770-121</b><br/>Locking lever; for flying leads; for manual operation; white</p> | <p><a href="http://www.wago.com/770-121">www.wago.com/770-121</a></p> |
|  | <p><b>Item no.: 770-131</b><br/>Locking lever; for flying leads; for tool operation; white</p>   | <p><a href="http://www.wago.com/770-131">www.wago.com/770-131</a></p> |

Downloads

CAD/CAE-Data

CAD data

|                                      |                            |                                 |
|--------------------------------------|----------------------------|---------------------------------|
| <p>2D/3D Models 771-9993/007-701</p> | <p><a href="#">URL</a></p> | <p><a href="#">Download</a></p> |
|--------------------------------------|----------------------------|---------------------------------|

CAE data

|  |                            |                                 |
|--|----------------------------|---------------------------------|
| <p>WSCAD Universe 771-9993/007-701</p> | <p><a href="#">URL</a></p> | <p><a href="#">Download</a></p> |
|--|----------------------------|---------------------------------|

Installation Notes

Product family

**<i>WINSTA</i>® MIDI**  
[Show all products from the family](#)

Subject to changes. Please also observe the further product documentation!