


## Data sheet | Item number: 771-9985/117-802

pre-assembled connecting cable; Eca; Socket/open-ended; 5-pole; Cod. I;  
H05Z1Z1-F 5G 2.5 mm<sup>2</sup>; 8 m; 2,50 mm<sup>2</sup>; blue



[www.wago.com/771-9985/117-802](http://www.wago.com/771-9985/117-802)



### Item description

- Protected against mismatching and maintenance-free

### Note:

Cables with a different fire class can be found in the eShop.

### Note on mismatching protection:

All WINSTA<sup>®</sup> components are 100% protected against mismatching when:

- plugging different numbers of poles
- plugging while rotated 180
- plugging while laterally staggered
- plugging one pole

### Safety information 1:

Application note for the U.S. market (USR): Some versions may also be used for current interruption in accordance with the UL certificate in select applications with currents below 16 A and voltages up to 600 V. For further information, please contact your local sales office.

## Data

### Electrical data

Note on Contact Resistance

approx. 1 mΩ of contact resistance approx. 0.25 mΩ contact transition plug/socket

Subject to changes. Please also observe the further product documentation!

WAGO Kontakttechnik GmbH & Co. KG  
Hansastr. 27  
32423 Minden  
Phone: +49571 887-0 | Fax: +49571 887-169  
Email: [info.de@wago.com](mailto:info.de@wago.com) | Web: [www.wago.com](http://www.wago.com)

Do you have any questions about our products?  
We are always happy to take your call at +49 (571) 887-44222.

### Ratings per IEC/EN 60664-1

|                                 |   |
|---------------------------------|---|
| Ratings per                     | IEC/EN 60664-1  |
| Rated voltage (III / 3)         | 400 V   |
| Rated impulse voltage (III / 3) | 6 kV  |
| Rated current                   | 20 A  |
| Legend (ratings)                | (III / 3) ≙ Overvoltage category III / Pollution degree 3 |

### Approvals per UL 1977

|   |       |
|---|-------|
| Rated voltage per UL 1977 (factory wiring only) | 600 V |
| Rated current per UL 1977 (factory wiring only) | 23 A  |

### Connection data

|                                   |                               |
|-----------------------------------|-------------------------------|
| No. of poles                      | 5                             |
| Total number of potentials        | 5                             |
| Ground function                   | with preceding ground contact |
| Conductor preparation             | tip-bonded                    |
| Cable diameter                    | 11,2 ... 13,9 mm              |
| Cross section of single conductor | 2.5 mm <sup>2</sup>           |
| Strip length                      | 55 mm                         |
| Connection type                   | Socket - Free end             |

### Geometrical Data

|              |                    |
|--------------|--------------------|
| Pin spacing  | 10 mm / 0.394 inch |
| Total length | 8 m                |

### Mechanical data

|   |  |
|---|--|
| Technologie                             | DALI   |
| Coding                                  | I  |
| Mating force of a plug-in connection    | approx. 20 ... 70 N (depending on pole number)   |
| Retention force of a plug-in connection | when locked: > 80N   |
| Unmating force of a plug-in connection  | when unlocked: approx. 20 ... 70 N (depending on pole number)                                    |
| Number of mating cycles                 | 200 (without resistive load) 100 (with resistive load $I_N = 25$ A), tested (4 mm <sup>2</sup> ) |
| Connection type                         | Socket - Free end  |
| Type of cable assembly                  | Connecting cable   |
| Type of cable                           | H05Z1Z1-F 5G2.5  |

Subject to changes. Please also observe the further product documentation!



|                          |   |
|--------------------------|---|
| Marking                  | N L DA- DA+   |
| Protection class         | IP20  |
| Note on protection class | Only when mated (these compact connectors are not designed for use in open, easily accessible areas). |
| Potential marking        | N L DA- DA+   |
| Application              | Lighting management   |

### Plug connection

|                               |               |
|-------------------------------|---------------|
| Mismating protection          | Yes           |
| Locking of plug-in connection | locking lever |
| Locking lever                 | retrofittable |

### Material Data

|                                     |  |
|-------------------------------------|--|
| Color                               | blue                                     |
| Insulating material                 | Polyamide 66 (PA 66)                     |
| Reaction to fire class per EN 50575 | E <sub>ca</sub>                          |
| Contact material                    | Copper or copper alloy (surface-treated) |
| Connector color                     | blue                                     |
| Printing color of mating face       | black                                    |
| Strain relief color                 | white                                    |
| Printing color of strain relief     | black                                    |
| Color of sheathed cable             | white                                    |
| Printing color of sheathed cable    | black                                    |
| Halogen-free                        | Yes                                      |
| Weight                              | 1880.8 g                                 |

### Environmental Requirements

|  |   |
|--|---|
| Processing temperature                 | -5 ... +40 °C   |
| Continuous operating temperature       | -35 ... +85 °C  |
| Note on Continuous Service Temperature | PVC cable for temperatures ≤ 70 °C (including halogen-free)<br>Insulating parts for temperatures ≤ 105 °C |

### Commercial data

|                    |               |
|--------------------|---------------|
| Packaging type     | not packed    |
| Country of origin  | DE            |
| GTIN               | 4055143407144 |
| Customs Tariff No. | 85444290900   |



Subject to changes. Please also observe the further product documentation!

WAGO Kontakttechnik GmbH & Co. KG  
Hansastr. 27  
32423 Minden  
Phone: +49571 887-0 | Fax: +49571 887-169  
Email: [info.de@wago.com](mailto:info.de@wago.com) | Web: [www.wago.com](http://www.wago.com)

Do you have any questions about our products?  
We are always happy to take your call at +49 (571) 887-44222.

## Approvals / Certificates





### Country specific Approvals

| Logo   | Approval                              | Additional Approval Text | Certificate name |
|--|---------------------------------------|--------------------------|------------------|
|  | CCA<br>DEKRA Certification B.V.       | EN 61535                 | NTR NL-7355      |
|  | KEMA/KEUR<br>DEKRA Certification B.V. | EN 61535                 | 2179129.01       |

## Counterpart

## Compatible products

### Marking accessories

|  |   |  |
|--|---|--|
|  | <b>Item no.: 210-334</b><br>Marking strips; as a DIN A4 sheet; Strip width 5 mm; Strip length 182 mm; plain; Self-adhesive; white | <a href="http://www.wago.com/210-334">www.wago.com/210-334</a>                 |
|  | <b>Item no.: 770-450</b><br>Marker card; Plastic; white   | <a href="http://www.wago.com/770-450">www.wago.com/770-450</a>                 |
|  | <b>Item no.: 770-450/000-001</b><br>Marker card; Plastic; white   | <a href="http://www.wago.com/770-450/000-001">www.wago.com/770-450/000-001</a> |
|  | <b>Item no.: 770-450/000-002</b><br>Marker card; Plastic; white   | <a href="http://www.wago.com/770-450/000-002">www.wago.com/770-450/000-002</a> |
|  | <b>Item no.: 770-450/000-005</b><br>Marker card; Plastic; white   | <a href="http://www.wago.com/770-450/000-005">www.wago.com/770-450/000-005</a> |
|  | <b>Item no.: 770-450/000-006</b><br>Marker card; Plastic; white   | <a href="http://www.wago.com/770-450/000-006">www.wago.com/770-450/000-006</a> |
|  | <b>Item no.: 770-450/000-012</b><br>Marker card; Plastic; white   | <a href="http://www.wago.com/770-450/000-012">www.wago.com/770-450/000-012</a> |

Subject to changes. Please also observe the further product documentation!



protection



**Item no.: 770-201**  
Lockout cap; 12-pole, separable; 12-pole; for sockets; black

[www.wago.com/770-201](http://www.wago.com/770-201)



**Item no.: 770-221**  
Lockout cap; for socket; 12-pole; separable; white

[www.wago.com/770-221](http://www.wago.com/770-221)

Locking lever

**Item no.: 770-101**  
Locking lever; for flying leads; for manual operation; black

[www.wago.com/770-101](http://www.wago.com/770-101)



**Item no.: 770-111**  
Locking lever; for flying leads; for tool operation; black

[www.wago.com/770-111](http://www.wago.com/770-111)



**Item no.: 770-121**  
Locking lever; for flying leads; for manual operation; white

[www.wago.com/770-121](http://www.wago.com/770-121)

**Item no.: 770-131**  
Locking lever; for flying leads; for tool operation; white

[www.wago.com/770-131](http://www.wago.com/770-131)

Downloads

CAD/CAE-Data

CAD data

2D/3D Models 771-9985/117-802

URL

Download

CAE data

WSCAD Universe 771-9985/117-802

URL

Download

Installation Notes

Product family

*WINSTA*® MIDI

[Show all products from the family](#)

Subject to changes. Please also observe the further product documentation!