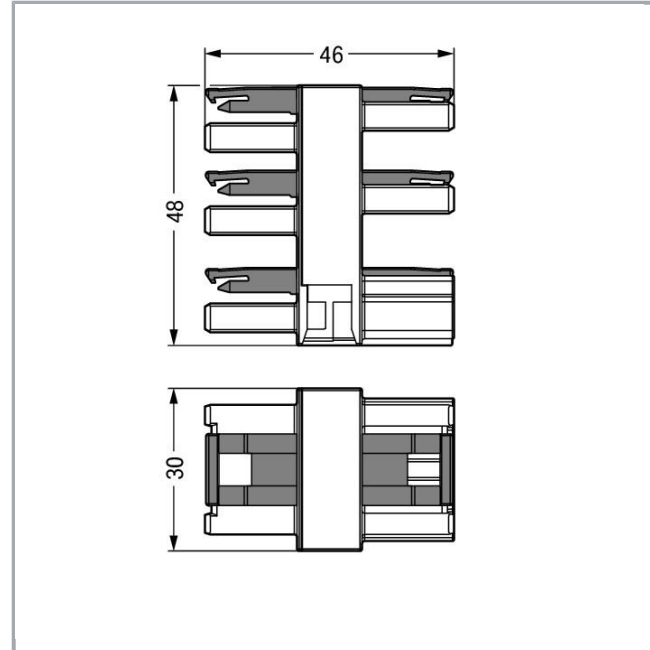


Data sheet | Item number: 770-658

5-way distribution connector; 3-pole; Cod. A; 1 input; 5 outputs; white

[www.wago.com/770-658](http://www.wago.com/770-658)



RoHS  Compliant

[BOMcheck.net](https://www.bomcheck.net)

Color:

### Item description

- Protected against mismatching and maintenance-free
- Additional variable coding is possible

### Note:

All connectors for mounted installations (snap-in versions for lighting fixtures or devices, all types of PCB and distribution connectors) are factory-subject to changes. Please also observe the further product documentation!

WAGO Kontakttechnik GmbH & Co. KG  
Hansastr. 27  
32423 Minden  
Phone: +49571 887-0 | Fax: +49571 887-169  
Email: [info.de@wago.com](mailto:info.de@wago.com) | Web: [www.wago.com](http://www.wago.com)

Do you have any questions about our products?  
We are always happy to take your call at +49 (571) 887-44222.



equipped with locking levers to ensure plugs and sockets are securely locked. Additional locking levers are only required for flying leads (plug/socket).

**Note on mismatching protection:**

All WINSTA<sup>®</sup> components are 100% protected against mismatching when:

- a.) plugging different numbers of poles
- b.) plugging while rotated 180
- c.) plugging while laterally staggered
- d.) plugging one pole

**Safety information 1:**

Application note for the U.S. market (USR): Some versions may also be used for current interruption in accordance with the UL certificate in select applications with currents below 16 A and voltages up to 600 V. For further information, please contact your local sales office.

**Data**

**Electrical data**

Note on Contact Resistance	approx. 1 mΩ of contact resistance approx. 0.25 mΩ contact transition plug/socket
----------------------------	---

**Ratings per IEC/EN 60664-1**

Ratings per	IEC/EN 60664-1
Rated voltage (III / 3)	250 V
Rated impulse voltage (III / 3)	4 kV
Rated current	25 A
Legend (ratings)	(III / 3) ≙ Overvoltage category III / Pollution degree 3

**Approvals per UL 1977**

Rated voltage per UL 1977 (factory wiring only)	600 V
Rated current per UL 1977 (factory wiring only)	23 A

**Connection data**

No. of poles	3
Total number of potentials	3
Ground function	with preceding ground contact

**Geometrical Data**

Pin spacing	10 mm / 0.394 inch
Width	30 mm / 1.181 inch
Height	48 mm / 1.89 inch
Depth	46 mm / 1.811 inch

Subject to changes. Please also observe the further product documentation!

WAGO Kontakttechnik GmbH & Co. KG  
 Hansastr. 27  
 32423 Minden  
 Phone: +49571 887-0 | Fax: +49571 887-169  
 Email: [info.de@wago.com](mailto:info.de@wago.com) | Web: [www.wago.com](http://www.wago.com)

Do you have any questions about our products?  
 We are always happy to take your call at +49 (571) 887-44222.



## Mechanical data

Coding	A
Mating force of a plug-in connection	approx. 20 ... 70 N (depending on pole number)
Retention force of a plug-in connection	When locked: > 80 N
Unmating force of a plug-in connection	when unlocked: approx. 20 ... 70 N (depending on pole number)
Number of mating cycles	200, without resistive load 100, with resistive load $I_N = 25$ A, tested (4 mm <sup>2</sup> /AWG 12)
Type of distribution connector	Distribution connector (5-way)
Marking	L N
Protection class	IP20
Note on protection class	Only when mated (these compact connectors are not designed for use in open, easily accessible areas).
Potential marking	L N
Application	General mains applications

## Plug connection

Contact type (pluggable connector)	Socket/plug
Mismating protection	Yes
Locking of plug-in connection	locking lever
Locking lever	yes

## Material Data

Color	white
Insulating material	Polyamide 66 (PA 66)
Contact material	Copper or copper alloy (surface-treated)
Fire load	0.56 MJ
Weight	36.1 g

## Environmental Requirements

Processing temperature	-5 ... +40 °C
Continuous operating temperature	-35 ... +85 °C
Note on Continuous Service Temperature	Insulating parts for temperatures ≤ 105 °C

## Commercial data

Packaging type	BOX
Country of origin	DE

Subject to changes. Please also observe the further product documentation!


WAGO Kontakttechnik GmbH & Co. KG  
 Hansastr. 27  
 32423 Minden  
 Phone: +49571 887-0 | Fax: +49571 887-169  
 Email: [info.de@wago.com](mailto:info.de@wago.com) | Web: [www.wago.com](http://www.wago.com)

Do you have any questions about our products?  
 We are always happy to take your call at +49 (571) 887-44222.




GTIN	4045454251529
Customs Tariff No.	85366990990

## Approvals / Certificates


### Country specific Approvals

Logo	Approval	Additional Approval Text	Certificate name
	CCA DEKRA Certification B.V.	EN 61535	2173495.02
	CCA DEKRA Certification B.V.	IEC 61535	NL-32105

### Ship Approvals

Logo	Approval	Additional Approval Text	Certificate name
	ABS American Bureau of Shipping	-	19- HG1868589- PDA
	DNV GL Det Norske Veritas, Germanischer Lloyd	-	TAE00001Z6
	LR Lloyds Register	IEC 61984	02/20050 (E6)

### UL-Approvals

Logo	Approval	Additional Approval Text	Certificate name
	cURus Underwriters Laboratories Inc.	UL 1977	E45171 Sec. 9

## Counterpart



Item no.770-123

Socket; with strain relief housing; 3-pole; Cod. A; 4,00 mm<sup>2</sup>; white[www.wago.com/770-123](http://www.wago.com/770-123)

Subject to changes. Please also observe the further product documentation!



**Item no. 770-133**  
Plug; with strain relief housing; 3-pole; Cod. A; 4,00 mm<sup>2</sup>; white

[www.wago.com/770-133](http://www.wago.com/770-133)



**Item no. 770-223**  
Socket; 3-pole; Cod. A; 4,00 mm<sup>2</sup>; white

[www.wago.com/770-223](http://www.wago.com/770-223)



**Item no. 770-223/035-050**  
Socket; with strain relief housing; 3-pole; Cod. A; 4,00 mm<sup>2</sup>; white

[www.wago.com/770-223/035-050](http://www.wago.com/770-223/035-050)



**Item no. 770-233**  
Plug; 3-pole; Cod. A; 4,00 mm<sup>2</sup>; white

[www.wago.com/770-233](http://www.wago.com/770-233)



**Item no. 770-233/035-050**  
Plug; with strain relief housing; 3-pole; Cod. A; 4,00 mm<sup>2</sup>; white

[www.wago.com/770-233/035-050](http://www.wago.com/770-233/035-050)



**Item no. 771-9993/106-102**  
pre-assembled connecting cable; Eca; Socket/open-ended; 3-pole; Cod. A; H05VV-F 3G 1.5 mm<sup>2</sup>; 1 m; 1,50 mm<sup>2</sup>; white

[www.wago.com/771-9993/106-102](http://www.wago.com/771-9993/106-102)



**Item no. 771-9993/206-102**  
pre-assembled connecting cable; Eca; Plug/open-ended; 3-pole; Cod. A; H05VV-F 3G 1.5 mm<sup>2</sup>; 1 m; 1,50 mm<sup>2</sup>; white

[www.wago.com/771-9993/206-102](http://www.wago.com/771-9993/206-102)



**Item no. 771-9993/006-102**  
pre-assembled interconnecting cable; Eca; Socket/plug; 3-pole; Cod. A; H05VV-F 3G 1.5 mm<sup>2</sup>; 1 m; 1,50 mm<sup>2</sup>; white

[www.wago.com/771-9993/006-102](http://www.wago.com/771-9993/006-102)

## Compatible products

### assembling



**Item no.: 770-623**  
Mounting plate; 3-pole; for distribution connectors; Plastic; black

[www.wago.com/770-623](http://www.wago.com/770-623)



**Item no.: 770-673**  
Mounting plate; 3-pole; for distribution connectors; Plastic; white

[www.wago.com/770-673](http://www.wago.com/770-673)

### protection

**Item no.: 770-201**  
Lockout cap; 12-pole, separable; 12-pole; for sockets; black

[www.wago.com/770-201](http://www.wago.com/770-201)

**Item no.: 770-221**  
Lockout cap; for socket; 12-pole; separable; white

[www.wago.com/770-221](http://www.wago.com/770-221)

**Item no.: 770-360**  
Lockout cap; for plugs; 5-pole; separable; yellow

[www.wago.com/770-360](http://www.wago.com/770-360)

Subject to changes. Please also observe the further product documentation!

## Downloads

### CAD/CAE-Data

#### CAD data

2D/3D Models 770-658	URL	Download
----------------------	-----	----------

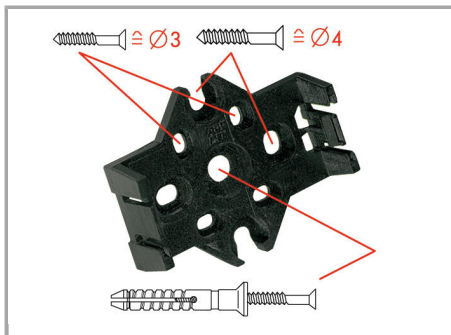
#### CAE data

EPLAN Data Portal 770-658	URL	Download
---------------------------	-----	----------

WSCAD Universe 770-658	URL	Download
------------------------	-----	----------

## Installation Notes

### Installation



The mounting plate for distribution connectors can be mounted using commercially available screws or nail-drive anchors.




The distribution connectors are latched when mounted on the mounting plate.



To release the distribution connector, unlock the latch using a screwdriver.

Subject to changes. Please also observe the further product documentation!



All distributor connections are locked and protected against accidental disconnection directly after mating. Locking of any connection is released using a screwdriver, even if all connections are in use.

## Product family

*WINSTA*® MIDI

[Show all products from the family](#)

Subject to changes. Please also observe the further product documentation!