


Data sheet | Item number: 770-123

Socket; with strain relief housing; 3-pole; Cod. A; 4,00 mm²; white

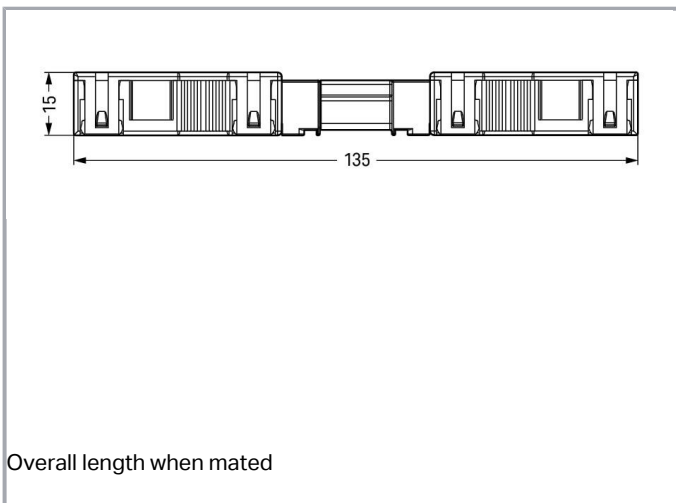
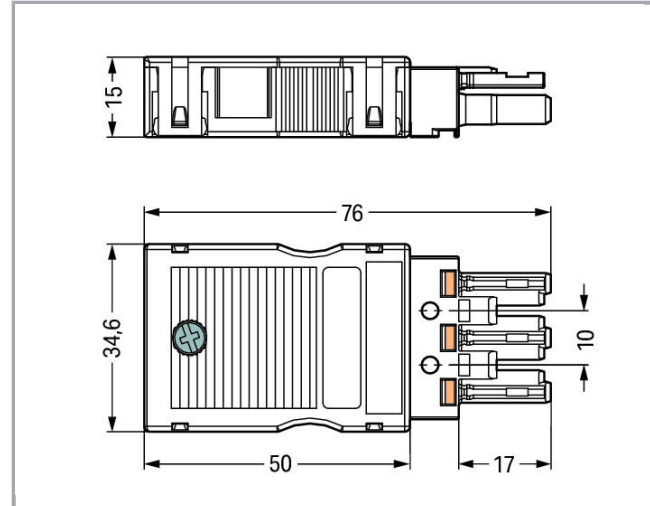
www.wago.com/770-123



RoHS
Compliant ✓

BOMcheck.net

Color:



Overall length when mated

Item description

- Protected against mismatching and maintenance-free
- Push-in CAGE CLAMP® spring pressure connection technology allows solid conductors to be simply pushed into a unit

Subject to changes. Please also observe the further product documentation!

WAGO Kontakttechnik GmbH & Co. KG
Hansastr. 27
32423 Minden
Phone: +49571 887-0 | Fax: +49571 887-169
Email: info.de@wago.com | Web: www.wago.com

Do you have any questions about our products?
We are always happy to take your call at +49 (571) 887-44222.



- Two-wire connection per pole for loops or bridges
- Additional variable coding is possible

Note:

All connectors for mounted installations (snap-in versions for lighting fixtures or devices, all types of PCB and distribution connectors) are factory-equipped with locking levers to ensure plugs and sockets are securely locked. Additional locking levers are only required for flying leads (plug /socket).

Note on mismatching protection:

All WINSTA[®] components are 100% protected against mismatching when:

- a.) plugging different numbers of poles
- b.) plugging while rotated 180
- c.) plugging while laterally staggered
- d.) plugging one pole

Safety information 1:

Application note for the U.S. market (USR): Some versions may also be used for current interruption in accordance with the UL certificate in select applications with currents below 16 A and voltages up to 600 V. For further information, please contact your local sales office.

Data**Electrical data**

Note on Contact Resistance	approx. 1 mΩ of contact resistance approx. 0.25 mΩ contact transition plug/socket
----------------------------	---

Ratings per IEC/EN 60664-1

Ratings per	IEC/EN 60664-1
Rated voltage (III / 3)	250 V
Rated impulse voltage (III / 3)	4 kV
Rated current	25 A
Legend (ratings)	(III / 3) ≙ Overvoltage category III / Pollution degree 3

Approvals per UL 1977

Rated voltage per UL 1977 (factory wiring only)	600 V
Rated current per UL 1977 (factory wiring only)	23 A

Connection data

Connection technology	Push-in CAGE CLAMP [®]
Actuation type	Operating tool Push-in
Nominal cross section	4 mm ²
Solid conductor	0,5 ... 4 mm ² / 20 ... 12 AWG

Subject to changes. Please also observe the further product documentation!

WAGO Kontakttechnik GmbH & Co. KG
 Hansastr. 27
 32423 Minden
 Phone: +49571 887-0 | Fax: +49571 887-169
 Email: info.de@wago.com | Web: www.wago.com

Do you have any questions about our products?
 We are always happy to take your call at +49 (571) 887-44222.



Solid conductor, push-in termination	1,5 ... 4 mm ² / 16 ... 12 AWG
Stranded conductor	0,5 ... 2,5 mm ² / 20 ... 14 AWG
Fine-stranded conductor	0,5 ... 4 mm ² / 20 ... 12 AWG
Fine-stranded conductor with ferrule with plastic collar	0,25 ... 1,5 mm ² / 20 ... 16 AWG
Fine-stranded conductor with ferrule without plastic collar	0,25 ... 2,5 mm ² / 20 ... 14 AWG
Fine-stranded conductor with ferrule, push-in termination, from	1,5 mm ² / 16 AWG
Strip length	9 mm / 0.35 inch
Note (strip length)	see also packaging or instructions
No. of poles	3
Total number of connection points	6
Total number of potentials	3
Connectable sheathed cable diameter	8 ... 11,5 mm
Conductor entry direction to mating direction	0°
Strip length	55 mm

Geometrical Data

Pin spacing	10 mm / 0.394 inch
Width	34,6 mm / 1.362 inch
Height	15 mm / 0.591 inch
Depth	75,9 mm / 2.988 inch

Mechanical data

Coding	A
Mating force of a plug-in connection	approx. 20 ... 70 N (depending on pole number)
Retention force of a plug-in connection	Locked: > 80 N
Unmating force of a plug-in connection	Unlocked: approx. 20 ... 70 N (depending on pole number)
Number of mating cycles	200, without resistive load 100, with resistive load $I_N = 25$ A, tested (4 mm ² /AWG 12)
Marking	L N
Protection class	IP20
Note on protection class	In mated condition with strain relief housing: IP2xC (These compact connectors are not designed for use in open, easily accessible areas.)
Potential marking	L N
Application	General mains applications

Subject to changes. Please also observe the further product documentation!

Plug connection

Contact type (pluggable connector)	Female connector/socket
Connector connection type	for conductor
Mismating protection	Yes
Locking of plug-in connection	locking lever
Locking lever	retrofitable
Strain relief	strain relief housing

Material Data

Color	white
Insulating material	Polyamide 66 (PA 66)
Clamping spring material	Chrome nickel spring steel (CrNi)
Contact material	Copper or copper alloy (surface-treated)
Fire load	0.426 MJ
Strain relief color	white
Weight	19.7 g

Environmental Requirements


Processing temperature	-5 ... +40 °C
Continuous operating temperature	-35 ... +85 °C
Note on Continuous Service Temperature	Insulating parts for temperatures ≤ 105 °C

Commercial data


Product Group	20 (WINSTA)
Packaging type	BOX
Country of origin	DE
GTIN	4044918252171
Customs Tariff No.	85366990990

Approvals / Certificates




Country specific Approvals

Logo	Approval	Additional Approval Text	Certificate name
	CCA DEKRA Certification B.V.	EN 61535	2173495.02


Subject to changes. Please also observe the further product documentation!

	CCA DEKRA Certification B.V.	IEC 61535	NL-32105
	VDE VDE Prüf- und Zertifizierungsinstitut	EN 61535	40029808




Ship Approvals

Logo	Approval	Additional Approval Text	Certificate name
	ABS American Bureau of Shipping	-	19- HG1868589- PDA
	DNV GL Det Norske Veritas, Germanischer Lloyd	-	TAE00001Z6
	LR Lloyds Register	IEC 61984	02/20050 (E6)

UL-Approvals

Logo	Approval	Additional Approval Text	Certificate name
	cURus Underwriters Laboratories Inc.	UL 1977	E45171 Sec. 9

Counterpart

	Item no.770-133 Plug; with strain relief housing; 3-pole; Cod. A; 4,00 mm ² ; white	www.wago.com/770-133
	Item no.770-233 Plug; 3-pole; Cod. A; 4,00 mm ² ; white	www.wago.com/770-233
	Item no.770-233/002-000 Plug; with direct ground contact; 3-pole; Cod. A; 4,00 mm ² ; white	www.wago.com/770-233/002-000

Subject to changes. Please also observe the further product documentation!



Item no.770-233/035-050
Plug; with strain relief housing; 3-pole; Cod. A; 4,00 mm²; white

www.wago.com/770-233/035-050



Item no.770-656
T-distribution connector; 3-pole; Cod. A; 1 input; 2 outputs; 2 locking levers; white

www.wago.com/770-656



Item no.770-6223
Linect® T-connector; 3-pole; Cod. A; 1 input; 2 outputs; white

www.wago.com/770-6223



Item no.770-657
3-way distribution connector; 3-pole; Cod. A; 1 input; 3 outputs; white

www.wago.com/770-657



Item no.770-658
5-way distribution connector; 3-pole; Cod. A; 1 input; 5 outputs; white

www.wago.com/770-658



Item no.770-665
T-distribution connector; 3-pole; Cod. A; 1 input; 2 outputs; 3 locking levers; for flying leads; white

www.wago.com/770-665



Item no.770-685
h-distribution connector; 3-pole; Cod. A; 1 input; 2 outputs; outputs on both sides; 3 locking levers; for flying leads; white

www.wago.com/770-685



Item no.770-686
h-distribution connector; 3-pole; Cod. A; 1 input; 2 outputs; outputs on one side; 3 locking levers; for flying leads; white

www.wago.com/770-686



Item no.770-683
h-distribution connector; 3-pole; Cod. A; 1 input; 2 outputs; outputs on both sides; 2 locking levers; white

www.wago.com/770-683



Item no.770-684
h-distribution connector; 3-pole; Cod. A; 1 input; 2 outputs; outputs on one side; 2 locking levers; white

www.wago.com/770-684



Item no.770-687
Distribution connector for switches; Single-pole switch and series circuit; 3-pole; Cod. A/S; 1 input; 5 outputs; white

www.wago.com/770-687

Item no.770-688

Subject to changes. Please also observe the further product documentation!



Distribution connector for switches; Single-pole and throttle two-way circuit; 3-pole; Cod. A/S; 1 input; 5 outputs; white

www.wago.com/770-688



Item no.770-733/007-000
Snap-in plug; with direct ground contact; 3-pole; Cod. A; 4,00 mm²; white

www.wago.com/770-733/007-000



Item no.770-733
Snap-in plug; 3-pole; Cod. A; 4,00 mm²; white

www.wago.com/770-733



Item no.770-833
Plug for PCBs; straight; 3-pole; Cod. A; white

www.wago.com/770-833



Item no.771-9993/006-102
pre-assembled interconnecting cable; Eca; Socket/plug; 3-pole; Cod. A; H05VV-F 3G 1.5 mm²; 1 m; 1,50 mm²; white

www.wago.com/771-9993/006-102



Item no.770-833/011-000
Plug for PCBs; angled; 3-pole; Cod. A; white

www.wago.com/770-833/011-000

Compatible products

Locking lever



Item no.: 770-101
Locking lever; for flying leads; for manual operation; black

www.wago.com/770-101



Item no.: 770-111
Locking lever; for flying leads; for tool operation; black

www.wago.com/770-111



Item no.: 770-121
Locking lever; for flying leads; for manual operation; white

www.wago.com/770-121



Item no.: 770-131
Locking lever; for flying leads; for tool operation; white

www.wago.com/770-131

protection



Item no.: 770-201
Lockout cap; 12-pole, separable; 12-pole; for sockets; black

www.wago.com/770-201

Item no.: 770-221
Lockout cap; for socket; 12-pole; separable; white

www.wago.com/770-221

tools

Subject to changes. Please also observe the further product documentation!



Item no.: 210-719

Operating tool; Blade: 2.5 x 0.4 mm; with a partially insulated shaft

www.wago.com/210-719



Item no.: 770-383

Operating tool; 3-way; green

www.wago.com/770-383

Marking accessories

Item no.: 770-450

Marker card; Plastic; white

www.wago.com/770-450

Item no.: 770-450/000-001

Marker card; Plastic; white

www.wago.com/770-450/000-001

Item no.: 770-450/000-002

Marker card; Plastic; white

www.wago.com/770-450/000-002

Item no.: 770-450/000-005

Marker card; Plastic; white

www.wago.com/770-450/000-005

Item no.: 770-450/000-006

Marker card; Plastic; white

www.wago.com/770-450/000-006



Item no.: 770-450/000-012

Marker card; Plastic; white

www.wago.com/770-450/000-012

Downloads

CAD/CAE-Data

CAD data

2D/3D Models 770-123

[URL](#)

[Download](#)

CAE data

EPLAN Data Portal 770-123

[URL](#)

[Download](#)

WSCAD Universe 770-123

[URL](#)

[Download](#)

Installation Notes

Conductor termination

Subject to changes. Please also observe the further product documentation!

WAGO Kontakttechnik GmbH & Co. KG

Hansastr. 27

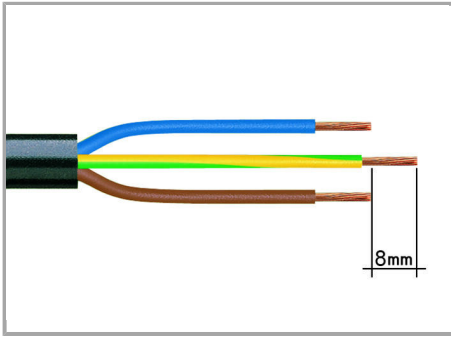
32423 Minden

Phone: +49571 887-0 | Fax: +49571 887-169

Email: info.de@wago.com | Web: www.wago.com

Do you have any questions about our products?


We are always happy to take your call at +49 (571) 887-44222.




1. Strip length, outer insulation = 35 mm (2-pole), 55 mm (3- to 5-pole)

2. Strip length = 9 mm


3. Extended ground conductor = 8 mm



To terminate fine-stranded conductors, open the clamping unit via screwdriver (2.5 mm blade width) and insert stripped conductor until it hits backstop.




Insert stripped solid conductor until it hits backstop.



To terminate fine-stranded conductors, open the clamping unit via screwdriver (2.5 mm blade width) and insert stripped conductor until it hits backstop.

Conductor removal

Subject to changes. Please also observe the further product documentation!




To remove the conductor, actuate the clamp via screwdriver (2.5 mm blade width) and pull out the conductor.

Coding




Simply cut off the coding pin from the socket.




Insert coding pin into plug (break first) until it engages.

Shield Connection




Connector with shield termination


Subject to changes. Please also observe the further product documentation!



Apply the shield to the rubber cable.



Push the shield connecting plate into the connector until fully inserted.



First insert wired connector into strain relief housing, then snap cover and tighten screw.

Strip length, outer insulation = 55 mm

Shield length = 10 mm

Product family

WINSTA® MIDI

[Show all products from the family](#)

Subject to changes. Please also observe the further product documentation!