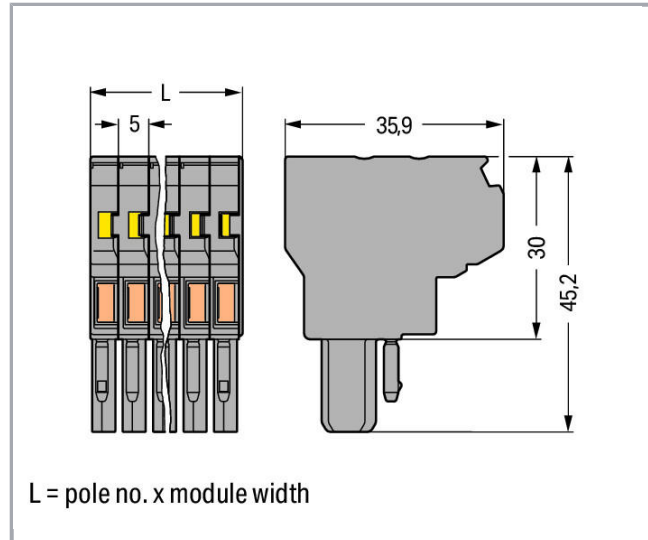


Data sheet | Item number: 769-133

2-conductor female connector; 4 mm<sup>2</sup>; 13-pole; 4,00 mm<sup>2</sup>; gray

[www.wago.com/769-133](http://www.wago.com/769-133)



RoHS  Compliant

[BOMcheck.net](https://www.bomcheck.net)

Color:

### Item description

According to EN 61984, pluggable connectors without current interrupting capacity must not be mated or unmated when live or under load.

#### Safety information 1:

According to EN 61984, pluggable connectors without current interrupting capacity must not be mated or unmated when live or under load.

Subject to changes. Please also observe the further product documentation!

WAGO Kontakttechnik GmbH & Co. KG  
Hansastr. 27  
32423 Minden  
Phone: +49571 887-0 | Fax: +49571 887-169  
Email: [info.de@wago.com](mailto:info.de@wago.com) | Web: [www.wago.com](http://www.wago.com)

Do you have any questions about our products?  
We are always happy to take your call at +49 (571) 887-44222.



## Data

### Electrical data

#### Ratings per IEC/EN 60664-1

Ratings per	IEC/EN 61984
Rated voltage (III / 3)	500 V
Rated impulse voltage (III / 3)	6 kV
Rated current	32 A
Legend (ratings)	(III / 3) $\hat{=}$ Overvoltage category III / Pollution degree 3

### Connection data

Connection technology	CAGE CLAMP®
Actuation type	Operating tool
Connectable conductor materials	Copper
Nominal cross section	4 mm <sup>2</sup>
Solid conductor	0,08 ... 4 mm <sup>2</sup> / 28 ... 12 AWG
Fine-stranded conductor	0,08 ... 4 mm <sup>2</sup> / 28 ... 12 AWG
Strip length	8 ... 9 mm / 0.31 ... 0.35 inch
No. of poles	13
Total number of connection points	26
Total number of potentials	13
Type of wiring	Front-entry wiring

### Geometrical Data

Width	65 mm / 2.559 inch
Height	45,2 mm / 1.78 inch
Depth	35,9 mm / 1.413 inch
Module width	5 mm / 0.197 inch

### Mechanical data

Marking level	Side marking
---------------	--------------

### Plug connection

Contact type (pluggable connector)	Female connector/socket
Connector connection type	for conductor

Subject to changes. Please also observe the further product documentation!

## Material Data





Color	gray
Insulating material	Polyamide 66 (PA 66)
Fire load	1.102 MJ
Weight	67.3 g

## Commercial data

Product Group	18 (X-COM-System)
Packaging type	BOX
Country of origin	PL
GTIN	4044918474375
Customs Tariff No.	85366990990

## Approvals / Certificates

### Country specific Approvals

Logo	Approval	Additional Approval Text	Certificate name
	CCA DEKRA Certification B.V.	EN 60947	NTR NL-7626
	CCA DEKRA Certification B.V.	EN 61984	2190419.02
	CCA DEKRA Certification B.V.	IEC 61984	NL-47799 /A1
	CSA DEKRA Certification B.V.	C22.2 No. 158	1101144
	KEMA/KEUR DEKRA Certification B.V.	EN 60947	2190419.01

### Ship Approvals

Logo	Approval	Additional Approval Text	Certificate name
	ABS	EN 60947	20-

Subject to changes. Please also observe the further product documentation!



American Bureau of Shipping



HG1941090-PDA









**DNV GL**  
Det Norske Veritas, Germanischer Lloyd

TAE00001V2

### UL-Approvals

Logo	Approval	Additional Approval Text	Certificate name
	<b>UR</b> Underwriters Laboratories Inc.	UL 1059	20190731-E45172
	<b>UR</b> Underwriters Laboratories Inc.	UL 1977	20151210-E45171

### Counterpart

	<b>Item no.769-613</b> 1-conductor male connector; 4 mm <sup>2</sup> ; Pin spacing 5 mm; 13-pole; 4,00 mm <sup>2</sup> ; gray	<a href="http://www.wago.com/769-613">www.wago.com/769-613</a>
	<b>Item no.769-613/001-000</b> 1-conductor male connector; Snap-in mounting feet; 4 mm <sup>2</sup> ; Pin spacing 5 mm; 13-pole; 4,00 mm <sup>2</sup> ; gray	<a href="http://www.wago.com/769-613/001-000">www.wago.com/769-613/001-000</a>
	<b>Item no.769-613/002-000</b> 1-conductor male connector; clamping collar; 4 mm <sup>2</sup> ; Pin spacing 5 mm; 13-pole; 4,00 mm <sup>2</sup> ; gray	<a href="http://www.wago.com/769-613/002-000">www.wago.com/769-613/002-000</a>
	<b>Item no.769-613/004-000</b> 1-conductor male connector; Feedthrough flange; 4 mm <sup>2</sup> ; Pin spacing 5 mm; 13-pole; 4,00 mm <sup>2</sup> ; gray	<a href="http://www.wago.com/769-613/004-000">www.wago.com/769-613/004-000</a>
	<b>Item no.769-643/004-000</b> THT male header; 1.0 x 1.0 mm solder pin; straight; Pin spacing 5 mm; 13-pole; gray	<a href="http://www.wago.com/769-643/004-000">www.wago.com/769-643/004-000</a>
	<b>Item no.769-613/005-000</b> 1-conductor male connector; Snap-in flange; 4 mm <sup>2</sup> ; Pin spacing 5 mm; 13-pole; 4,00 mm <sup>2</sup> ; gray	<a href="http://www.wago.com/769-613/005-000">www.wago.com/769-613/005-000</a>

Subject to changes. Please also observe the further product documentation!



**Item no.769-643**

THT male header; 1.0 x 1.0 mm solder pin; straight; Pin spacing 5 mm; 13-pole; gray

[www.wago.com/769-643](http://www.wago.com/769-643)



**Item no.769-643/003-000**

THT male header; 1.0 x 1.0 mm solder pin; straight; clamping collar; Pin spacing 5 mm; 13-pole; gray

[www.wago.com/769-643/003-000](http://www.wago.com/769-643/003-000)



**Item no.769-613/006-000**

1-conductor male connector; Snap-in flange; 4 mm<sup>2</sup>; Pin spacing 5 mm; 13-pole; 4,00 mm<sup>2</sup>; gray

[www.wago.com/769-613/006-000](http://www.wago.com/769-613/006-000)



**Item no.769-643/007-000**

THT male header; 1.0 x 1.0 mm solder pin; straight; clamping collar; Pin spacing 5 mm; 13-pole; gray

[www.wago.com/769-643/007-000](http://www.wago.com/769-643/007-000)



**Item no.769-673**

THT male header; 1.0 x 1.0 mm solder pin; angled; Pin spacing 5 mm; 13-pole; gray

[www.wago.com/769-673](http://www.wago.com/769-673)



**Item no.769-673/004-000**

THT male header; 1.0 x 1.0 mm solder pin; angled; Pin spacing 5 mm; 13-pole; gray

[www.wago.com/769-673/004-000](http://www.wago.com/769-673/004-000)



**Item no.769-673/003-000**

THT male header; 1.0 x 1.0 mm solder pin; angled; clamping collar; Pin spacing 5 mm; 13-pole; gray

[www.wago.com/769-673/003-000](http://www.wago.com/769-673/003-000)

## Compatible products

### Protective Warning Marker

**Item no.: 280-415**

Protective warning marker; with high-voltage symbol, black; for 5 terminal blocks; yellow

[www.wago.com/280-415](http://www.wago.com/280-415)

### Strain relief plate



**Item no.: 769-414**

Strain relief plate; gray

[www.wago.com/769-414](http://www.wago.com/769-414)

Subject to changes. Please also observe the further product documentation!

WAGO Kontakttechnik GmbH & Co. KG

Hansastr. 27

32423 Minden



Phone: +49571 887-0 | Fax: +49571 887-169

Email: [info.de@wago.com](mailto:info.de@wago.com) | Web: [www.wago.com](http://www.wago.com)

Do you have any questions about our products?

We are always happy to take your call at +49 (571) 887-44222.








### Insulation stop

	<b>Item no.: 769-470</b> Insulation stop; 0.08 - 0.2 mm <sup>2</sup> "s" (0.14 mm <sup>2</sup> "f-st"); 5 pieces/strip; white	<a href="http://www.wago.com/769-470">www.wago.com/769-470</a>
	<b>Item no.: 769-471</b> Insulation stop; 0.25 - 0.5 mm <sup>2</sup> ; 5 pieces/strip; light gray	<a href="http://www.wago.com/769-471">www.wago.com/769-471</a>
	<b>Item no.: 769-472</b> Insulation stop; 0.75 - 1 mm <sup>2</sup> ; 5 pieces/strip; dark gray	<a href="http://www.wago.com/769-472">www.wago.com/769-472</a>

### Coding

	<b>Item no.: 769-435</b> Coding pin; for coding of female plugs; for carrier terminal blocks / male connectors; orange	<a href="http://www.wago.com/769-435">www.wago.com/769-435</a>
--	---	--

### Jumper

	<b>Item no.: 209-100</b> Collective carrier for adjacent jumpers; suitable for 279 to 284 Series adjacent jumpers, 215 Series banana plugs	<a href="http://www.wago.com/209-100">www.wago.com/209-100</a>
	<b>Item no.: 280-402</b> Adjacent jumper; insulated; IN = IN terminal block; gray	<a href="http://www.wago.com/280-402">www.wago.com/280-402</a>
	<b>Item no.: 780-452</b> Staggered jumper; insulated; from 1 to 2; Spacing: 5 mm; suitable for 2-conductor female plugs; gray	<a href="http://www.wago.com/780-452">www.wago.com/780-452</a>
	<b>Item no.: 780-453</b> Staggered jumper; insulated; from 1 to 3; Spacing: 5 mm; suitable for 2-conductor female plugs; gray	<a href="http://www.wago.com/780-453">www.wago.com/780-453</a>
	<b>Item no.: 780-454</b> Staggered jumper; insulated; from 1 to 4; Spacing: 5 mm; suitable for 2-conductor female plugs; gray	<a href="http://www.wago.com/780-454">www.wago.com/780-454</a>
	<b>Item no.: 780-455</b> Staggered jumper; insulated; from 1 to 5; Spacing: 5 mm; suitable for 2-conductor female plugs; gray	<a href="http://www.wago.com/780-455">www.wago.com/780-455</a>
	<b>Item no.: 780-456</b> Staggered jumper; insulated; from 1 to 6; Spacing: 5 mm; suitable for 2-conductor female plugs; gray	<a href="http://www.wago.com/780-456">www.wago.com/780-456</a>
	<b>Item no.: 780-457</b> Staggered jumper; insulated; from 1 to 7; Spacing: 5 mm; suitable for 2-conductor female plugs; gray	<a href="http://www.wago.com/780-457">www.wago.com/780-457</a>
	<b>Item no.: 780-458</b> Staggered jumper; insulated; from 1 to 8; Spacing: 5 mm; suitable for 2-conductor female plugs; gray	<a href="http://www.wago.com/780-458">www.wago.com/780-458</a>
	<b>Item no.: 781-453</b> Staggered jumper; insulated; from 1 to 3; Spacing: 6 mm; gray	<a href="http://www.wago.com/781-453">www.wago.com/781-453</a>

### Locking lever

	<b>Item no.: 769-430</b> Locking lever; gray	<a href="http://www.wago.com/769-430">www.wago.com/769-430</a>
	<b>Item no.: 769-431</b> Locking lever; orange	<a href="http://www.wago.com/769-431">www.wago.com/769-431</a>

### Marking accessories


Subject to changes. Please also observe the further product documentation!

**Item no.: 2009-145** [www.wago.com/2009-145](http://www.wago.com/2009-145)  
 Mini-WSB Inline; for Smart Printer; 1700 pieces on roll; stretchable 5 - 5.2 mm; plain; snap-on type; white

**Item no.: 2009-145/000-002** [www.wago.com/2009-145/000-002](http://www.wago.com/2009-145/000-002)  
 Mini-WSB Inline; for Smart Printer; 1700 pieces on roll; stretchable 5 - 5.2 mm; plain; snap-on type; white

**Item no.: 2009-145/000-005** [www.wago.com/2009-145/000-005](http://www.wago.com/2009-145/000-005)  
 Mini-WSB Inline; for Smart Printer; 1700 pieces on roll; stretchable 5 - 5.2 mm; plain; snap-on type; red


**Item no.: 2009-145/000-006** [www.wago.com/2009-145/000-006](http://www.wago.com/2009-145/000-006)  
 Mini-WSB Inline; for Smart Printer; 1700 pieces on roll; stretchable 5 - 5.2 mm; plain; snap-on type; blue




**Item no.: 2009-145/000-007** [www.wago.com/2009-145/000-007](http://www.wago.com/2009-145/000-007)  
 Mini-WSB Inline; for Smart Printer; 1700 pieces on roll; stretchable 5 - 5.2 mm; plain; snap-on type; white

**Item no.: 2009-145/000-012** [www.wago.com/2009-145/000-012](http://www.wago.com/2009-145/000-012)  
 Mini-WSB Inline; for Smart Printer; 1700 pieces on roll; stretchable 5 - 5.2 mm; plain; snap-on type; orange


**Item no.: 2009-145/000-023** [www.wago.com/2009-145/000-023](http://www.wago.com/2009-145/000-023)  
 Mini-WSB Inline; for Smart Printer; 1700 pieces on roll; stretchable 5 - 5.2 mm; plain; snap-on type; green




**Item no.: 2009-145/000-024** [www.wago.com/2009-145/000-024](http://www.wago.com/2009-145/000-024)  
 Mini-WSB Inline; for Smart Printer; 1700 pieces on roll; stretchable 5 - 5.2 mm; plain; snap-on type; violet




**Item no.: 248-501** [www.wago.com/248-501](http://www.wago.com/248-501)  
 Miniature WSB Quick marking system; plain; Marker width 5 mm; 10 strips with 10 markers per card




**Item no.: 248-501/000-002** [www.wago.com/248-501/000-002](http://www.wago.com/248-501/000-002)  
 Mini-WSB marking card; as card; not stretchable; plain; snap-on type; yellow



**Item no.: 248-501/000-005** [www.wago.com/248-501/000-005](http://www.wago.com/248-501/000-005)  
 Mini-WSB marking card; as card; not stretchable; plain; snap-on type; red



**Item no.: 248-501/000-006** [www.wago.com/248-501/000-006](http://www.wago.com/248-501/000-006)  
 Mini-WSB marking card; as card; not stretchable; plain; snap-on type; blue



**Item no.: 248-501/000-007** [www.wago.com/248-501/000-007](http://www.wago.com/248-501/000-007)  
 Mini-WSB marking card; as card; not stretchable; plain; snap-on type; gray

**Item no.: 248-501/000-012** [www.wago.com/248-501/000-012](http://www.wago.com/248-501/000-012)  
 Mini-WSB marking card; as card; not stretchable; plain; snap-on type; orange

Subject to changes. Please also observe the further product documentation!

**Item no.: 248-501/000-017**

Mini-WSB marking card; as card; not stretchable; plain; snap-on type; light green

[www.wago.com/248-501/000-017](http://www.wago.com/248-501/000-017)**Item no.: 248-501/000-023**

Mini-WSB marking card; as card; not stretchable; plain; snap-on type; green

[www.wago.com/248-501/000-023](http://www.wago.com/248-501/000-023)**Item no.: 248-501/000-024**

Mini-WSB marking card; as card; not stretchable; plain; snap-on type; violet

[www.wago.com/248-501/000-024](http://www.wago.com/248-501/000-024)

### Test Accessories

**Item no.: 210-136**

Test plug; 2 mm Ø; with 500 mm cable; red

[www.wago.com/210-136](http://www.wago.com/210-136)**Item no.: 210-137**

Test plug; 2.3 mm Ø; with 500 mm cable; yellow

[www.wago.com/210-137](http://www.wago.com/210-137)

### ferrule

**Item no.: 216-101**Ferrule; Sleeve for 0.5 mm<sup>2</sup> / AWG 22; uninsulated; electro-tin plated[www.wago.com/216-101](http://www.wago.com/216-101)**Item no.: 216-102**Ferrule; Sleeve for 0.75 mm<sup>2</sup> / AWG 20; uninsulated; electro-tin plated[www.wago.com/216-102](http://www.wago.com/216-102)**Item no.: 216-103**Ferrule; Sleeve for 1 mm<sup>2</sup> / AWG 18; uninsulated; electro-tin plated[www.wago.com/216-103](http://www.wago.com/216-103)**Item no.: 216-104**Ferrule; Sleeve for 1.5 mm<sup>2</sup> / AWG 16; uninsulated; electro-tin plated[www.wago.com/216-104](http://www.wago.com/216-104)**Item no.: 216-201**Ferrule; Sleeve for 0.5 mm<sup>2</sup> / 20 AWG; insulated; electro-tin plated; white[www.wago.com/216-201](http://www.wago.com/216-201)**Item no.: 216-202**Ferrule; Sleeve for 0.75 mm<sup>2</sup> / 18 AWG; insulated; electro-tin plated; gray[www.wago.com/216-202](http://www.wago.com/216-202)**Item no.: 216-203**Ferrule; Sleeve for 1 mm<sup>2</sup> / AWG 18; insulated; electro-tin plated; red[www.wago.com/216-203](http://www.wago.com/216-203)**Item no.: 216-204**Ferrule; Sleeve for 1.5 mm<sup>2</sup> / AWG 16; insulated; electro-tin plated; black[www.wago.com/216-204](http://www.wago.com/216-204)**Item no.: 216-206**Ferrule; Sleeve for 2.5 mm<sup>2</sup> / AWG 14; insulated; electro-tin plated; blue[www.wago.com/216-206](http://www.wago.com/216-206)**Item no.: 216-301**Ferrule; Sleeve for 0.25 mm<sup>2</sup> / AWG 24; insulated; electro-tin plated; yellow[www.wago.com/216-301](http://www.wago.com/216-301)**Item no.: 216-302**Ferrule; Sleeve for 0.34 mm<sup>2</sup> / 22 AWG; insulated; electro-tin plated; green[www.wago.com/216-302](http://www.wago.com/216-302)

Subject to changes. Please also observe the further product documentation!

WAGO Kontakttechnik GmbH &amp; Co. KG

Hansastr. 27

32423 Minden

Phone: +49571 887-0 | Fax: +49571 887-169

Email: [info.de@wago.com](mailto:info.de@wago.com) | Web: [www.wago.com](http://www.wago.com)

Do you have any questions about our products?

We are always happy to take your call at +49 (571) 887-44222.





## Downloads

### Documentation

#### Additional Information

Technical explanations	Apr 3, 2019	pdf 2.1 MB	Download
------------------------	-------------	---------------	----------

---

## CAD/CAE-Data

### CAD data

2D/3D Models 769-133	URL	Download
----------------------	-----	----------

---

### CAE data

EPLAN Data Portal 769-133	URL	Download
---------------------------	-----	----------

---

WSCAD Universe 769-133	URL	Download
------------------------	-----	----------

---


## Installation Notes

Subject to changes. Please also observe the further product documentation!

---

WAGO Kontakttechnik GmbH & Co. KG  
Hansastr. 27  
32423 Minden  
Phone: +49571 887-0 | Fax: +49571 887-169  
Email: [info.de@wago.com](mailto:info.de@wago.com) | Web: [www.wago.com](http://www.wago.com)

Do you have any questions about our products?  
We are always happy to take your call at +49 (571) 887-44222.




#### 2-conductor female plugs:

- Common signals from one subassembly to the other (bus structure)
- 
- Can be used as a T-wire branch tap connection (e.g. for lighting wiring)
- 
- Enable a higher number of connection possibilities
- 

#### Conductor termination

Subject to changes. Please also observe the further product documentation!




#### CAGE CLAMP® connection

Female plug: Inserting/removing a conductor via operating tool.

Operation 90° to conductor is also possible.


With ferruled conductors, it is necessary to use a terminal block one size smaller than the conductor's nominal cross section.

#### Commoning



Commoning a 2-conductor female plug via staggered jumper and carrier terminal blocks via adjacent jumpers.

Subject to changes. Please also observe the further product documentation!



#### Commoning options of female plugs:

- After removal, commoned potentials still remain commoned
- 
- Use of plug-in jumpers instead of additional wired jumpers
- 
- Can be used as a "hardware" key for safety lockout
- 
- Can also be used as a commoning jumper for sensor circuits or machine programming
- 


#### Coding



Coding a female plug by removing coding finger(s) via cutting tool. Do not remove the first and last coding fingers or use an additional locking lever.


Subject to changes. Please also observe the further product documentation!

### Locking lever




Locking/releasing a lever.

### Strain Relief



Removing a female plug via conductor bundle provided with strain relief plate.

### Marking



Labeling a female plug with CAGE CLAMP® connection via Mini-WSB quick markers.

### Product family

Subject to changes. Please also observe the further product documentation!



**X-COM**

[Learn more about the product family.](#)

[Show all products from the family](#)

Subject to changes. Please also observe the further product documentation!

---

WAGO Kontakttechnik GmbH & Co. KG  
Hansastr. 27  
32423 Minden  
Phone: +49571 887-0 | Fax: +49571 887-169  
Email: [info.de@wago.com](mailto:info.de@wago.com) | Web: [www.wago.com](http://www.wago.com)

Do you have any questions about our products?  
We are always happy to take your call at +49 (571) 887-44222.