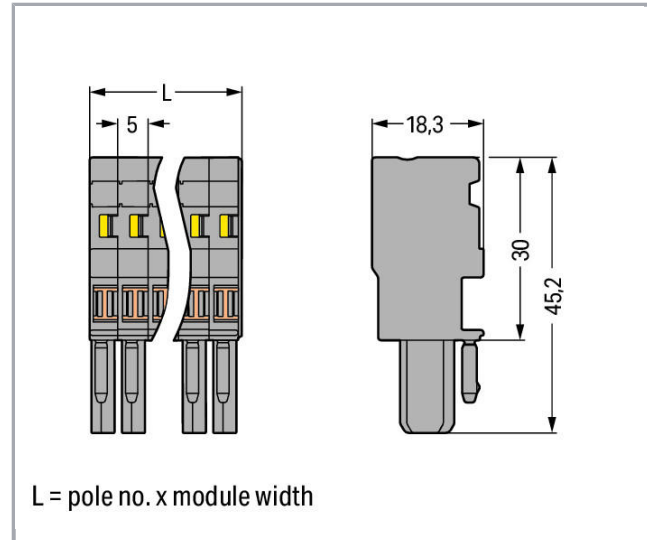


Data sheet | Item number: 769-112/000-006

1-conductor female plug; 4 mm²; 12-pole; 4,00 mm²; blue

www.wago.com/769-112/000-006



Item description

Subject to changes. Please also observe the further product documentation!

WAGO Kontakttechnik GmbH & Co. KG
Hansastr. 27
32423 Minden
Phone: +49571 887-0 | Fax: +49571 887-169
Email: info.de@wago.com | Web: www.wago.com

Do you have any questions about our products?
We are always happy to take your call at +49 (571) 887-44222.



According to EN 61984, pluggable connectors without current interrupting capacity must not be mated or unmated when live or under load.

Safety information 1:

According to EN 61984, pluggable connectors without current interrupting capacity must not be mated or unmated when live or under load.

Data

Electrical data

Ratings per IEC/EN 60664-1

Ratings per	IEC/EN 61984
Rated voltage (III / 3)	500 V
Rated impulse voltage (III / 3)	6 kV
Rated current	32 A
Legend (ratings)	(III / 3) ≙ Overvoltage category III / Pollution degree 3

Connection data

Connection technology	CAGE CLAMP®
Actuation type	Operating tool
Connectable conductor materials	Copper
Nominal cross section	4 mm ²
Solid conductor	0,08 ... 4 mm ² / 28 ... 12 AWG
Fine-stranded conductor	0,08 ... 4 mm ² / 28 ... 12 AWG
Strip length	8 ... 9 mm / 0.31 ... 0.35 inch
No. of poles	12
Total number of connection points	12
Total number of potentials	12
Type of wiring	Front-entry wiring

Geometrical Data

Width	60 mm / 2.362 inch
Height	45,2 mm / 1.78 inch
Depth	18,3 mm / 0.72 inch
Module width	5 mm / 0.197 inch

Mechanical data

Marking level	Side marking
---------------	--------------

Subject to changes. Please also observe the further product documentation!

Plug connection

Contact type (pluggable connector)	Female connector/socket
Connector connection type	for conductor

Material Data





Color	blue
Insulating material	Polyamide 66 (PA 66)
Fire load	0.679 MJ
Weight	39.2 g

Commercial data

Packaging type	BOX
Country of origin	DE
GTIN	4045454579883
Customs Tariff No.	85366990990



Approvals / Certificates

Country specific Approvals

Logo	Approval	Additional Approval Text	Certificate name
	CCA DEKRA Certification B.V.	EN 60947	NTR NL-7626
	CCA DEKRA Certification B.V.	EN 61984	2190419.02
	CCA DEKRA Certification B.V.	IEC 61984	NL-47799/A1
	CSA DEKRA Certification B.V.	C22.2 No. 158	1101144
	KEMA/KEUR DEKRA Certification B.V.	EN 60947	2190419.01

Subject to changes. Please also observe the further product documentation!

UL-Approvals

Logo	Approval	Additional Approval Text	Certificate name
	UR Underwriters Laboratories Inc.	UL 1059	20190731-E45172
	UR Underwriters Laboratories Inc.	UL 1977	20151210-E45171



Counterpart

Compatible products

Insulation stop

Item no.: 769-470 Insulation stop; 0.08 - 0.2 mm ² "s" (0.14 mm ² "f-st"); 5 pieces/strip; white	www.wago.com/769-470
Item no.: 769-471 Insulation stop; 0.25 - 0.5 mm ² ; 5 pieces/strip; light gray	www.wago.com/769-471
Item no.: 769-472 Insulation stop; 0.75 - 1 mm ² ; 5 pieces/strip; dark gray	www.wago.com/769-472

Marking accessories

 Item no.: 2009-145 Mini-WSB Inline; for Smart Printer; 1700 pieces on roll; stretchable 5 - 5.2 mm; plain; snap-on type; white	www.wago.com/2009-145
 Item no.: 2009-145/000-002 Mini-WSB Inline; for Smart Printer; 1700 pieces on roll; stretchable 5 - 5.2 mm; plain; snap-on type; white /000-002	www.wago.com/2009-145

Subject to changes. Please also observe the further product documentation!

WAGO Kontakttechnik GmbH & Co. KG
 Hansastr. 27
 32423 Minden
 Phone: +49571 887-0 | Fax: +49571 887-169
 Email: info.de@wago.com | Web: www.wago.com

Do you have any questions about our products?
 We are always happy to take your call at +49 (571) 887-44222.

Item no.: 2009-145/000-005

Mini-WSB Inline; for Smart Printer; 1700 pieces on roll; stretchable 5 - 5.2 mm; plain; snap-on type; red www.wago.com/2009-145/000-005

Item no.: 2009-145/000-006

Mini-WSB Inline; for Smart Printer; 1700 pieces on roll; stretchable 5 - 5.2 mm; plain; snap-on type; blue www.wago.com/2009-145/000-006

Item no.: 2009-145/000-007

Mini-WSB Inline; for Smart Printer; 1700 pieces on roll; stretchable 5 - 5.2 mm; plain; snap-on type; white www.wago.com/2009-145/000-007

Item no.: 2009-145/000-012

Mini-WSB Inline; for Smart Printer; 1700 pieces on roll; stretchable 5 - 5.2 mm; plain; snap-on type; orange www.wago.com/2009-145/000-012

Item no.: 2009-145/000-023

Mini-WSB Inline; for Smart Printer; 1700 pieces on roll; stretchable 5 - 5.2 mm; plain; snap-on type; green www.wago.com/2009-145/000-023

Item no.: 2009-145/000-024

Mini-WSB Inline; for Smart Printer; 1700 pieces on roll; stretchable 5 - 5.2 mm; plain; snap-on type; violet www.wago.com/2009-145/000-024

Item no.: 210-805

Labels; for Smart Printer; permanent adhesive; 6 x 15 mm; white www.wago.com/210-805

Item no.: 210-805/000-002

Labels; for Smart Printer; permanent adhesive; 6 x 15 mm; yellow www.wago.com/210-805/000-002

Item no.: 210-831

Marking strips; on reel; 2.3 mm wide; plain; Self-adhesive; white www.wago.com/210-831

Item no.: 210-832

Marking strips; on reel; 3 mm wide; plain; Self-adhesive; white www.wago.com/210-832

Item no.: 210-834

Marking strips; on reel; 5 mm wide; plain; Self-adhesive; white www.wago.com/210-834

Item no.: 248-501

Miniature WSB Quick marking system; plain; Marker width 5 mm; 10 strips with 10 markers per card www.wago.com/248-501

Item no.: 248-501/000-002

Mini-WSB marking card; as card; not stretchable; plain; snap-on type; yellow www.wago.com/248-501/000-002

Item no.: 248-501/000-005

Mini-WSB marking card; as card; not stretchable; plain; snap-on type; red www.wago.com/248-501/000-005

Item no.: 248-501/000-006

Mini-WSB marking card; as card; not stretchable; plain; snap-on type; blue www.wago.com/248-501/000-006

Subject to changes. Please also observe the further product documentation!

WAGO Kontakttechnik GmbH & Co. KG

Hansastr. 27

32423 Minden

Phone: +49571 887-0 | Fax: +49571 887-169

Email: info.de@wago.com | Web: www.wago.com

Do you have any questions about our products?

We are always happy to take your call at +49 (571) 887-44222.

**Item no.: 248-501/000-007**

Mini-WSB marking card; as card; not stretchable; plain; snap-on type; gray

www.wago.com/248-501/000-007**Item no.: 248-501/000-012**

Mini-WSB marking card; as card; not stretchable; plain; snap-on type; orange

www.wago.com/248-501/000-012**Item no.: 248-501/000-017**

Mini-WSB marking card; as card; not stretchable; plain; snap-on type; light green

www.wago.com/248-501/000-017**Item no.: 248-501/000-023**

Mini-WSB marking card; as card; not stretchable; plain; snap-on type; green

www.wago.com/248-501/000-023**Item no.: 248-501/000-024**

Mini-WSB marking card; as card; not stretchable; plain; snap-on type; violet

www.wago.com/248-501/000-024**Locking lever****Item no.: 769-428**

Locking lever; gray

www.wago.com/769-428**Item no.: 769-429**

Locking lever; orange

www.wago.com/769-429**Item no.: 769-430**

Locking lever; gray

www.wago.com/769-430**Item no.: 769-431**

Locking lever; orange

www.wago.com/769-431**Strain relief plate****Item no.: 769-1612**

Strain relief housing; gray

www.wago.com/769-1612**Item no.: 769-414**

Strain relief plate; gray

www.wago.com/769-414**Jumper****Item no.: 769-402**

Miniature adjacent jumper; insulated; suitable for 1-conductor female plugs; gray

www.wago.com/769-402**General accessories****Item no.: 769-436**

Jumper cover; for 1-conductor female plugs; for 5 poles; gray

www.wago.com/769-436**Male plug****Item no.: 769-612**1-conductor male connector; 4 mm²; Pin spacing 5 mm; 12-pole; 4,00 mm²; graywww.wago.com/769-612

Subject to changes. Please also observe the further product documentation!

WAGO Kontakttechnik GmbH & Co. KG

Hansastr. 27

32423 Minden

Phone: +49571 887-0 | Fax: +49571 887-169

Email: info.de@wago.com | Web: www.wago.com

Do you have any questions about our products?

We are always happy to take your call at +49 (571) 887-44222.

Item no.: 769-612/001-000 www.wago.com/769-612/001-000
1-conductor male connector; Snap-in mounting feet; 4 mm²; Pin spacing 5 mm; 12-pole; 4,00 mm²; gray

Item no.: 769-612/002-000 www.wago.com/769-612/002-000
1-conductor male connector; clamping collar; 4 mm²; Pin spacing 5 mm; 12-pole; 4,00 mm²; gray

Item no.: 769-612/004-000 www.wago.com/769-612/004-000
1-conductor male connector; Feedthrough flange; 4 mm²; Pin spacing 5 mm; 12-pole; 4,00 mm²; gray

Item no.: 769-612/005-000 www.wago.com/769-612/005-000
1-conductor male connector; Snap-in flange; 4 mm²; Pin spacing 5 mm; 12-pole; 4,00 mm²; gray

Item no.: 769-612/006-000 www.wago.com/769-612/006-000
1-conductor male connector; Snap-in flange; 4 mm²; Pin spacing 5 mm; 12-pole; 4,00 mm²; gray

Item no.: 769-642 www.wago.com/769-642
THT male header; 1.0 x 1.0 mm solder pin; straight; Pin spacing 5 mm; 12-pole; gray

Item no.: 769-642/003-000 www.wago.com/769-642/003-000
THT male header; 1.0 x 1.0 mm solder pin; straight; clamping collar; Pin spacing 5 mm; 12-pole; gray

Item no.: 769-642/004-000 www.wago.com/769-642/004-000
THT male header; 1.0 x 1.0 mm solder pin; straight; Pin spacing 5 mm; 12-pole; gray

Item no.: 769-642/007-000 www.wago.com/769-642/007-000
THT male header; 1.0 x 1.0 mm solder pin; straight; clamping collar; Pin spacing 5 mm; 12-pole; gray

Item no.: 769-672 www.wago.com/769-672
THT male header; 1.0 x 1.0 mm solder pin; angled; Pin spacing 5 mm; 12-pole; gray

Item no.: 769-672/003-000 www.wago.com/769-672/003-000
THT male header; 1.0 x 1.0 mm solder pin; angled; clamping collar; Pin spacing 5 mm; 12-pole; gray

Item no.: 769-672/004-000 www.wago.com/769-672/004-000
THT male header; 1.0 x 1.0 mm solder pin; angled; Pin spacing 5 mm; 12-pole; gray






ferrule



Item no.: 216-101 www.wago.com/216-101
Ferrule; Sleeve for 0.5 mm² / AWG 22; uninsulated; electro-tin plated

Item no.: 216-102 www.wago.com/216-102
Ferrule; Sleeve for 0.75 mm² / AWG 20; uninsulated; electro-tin plated

Subject to changes. Please also observe the further product documentation!

	Item no.: 216-103 Ferrule; Sleeve for 1 mm ² / AWG 18; uninsulated; electro-tin plated	www.wago.com/216-103
	Item no.: 216-104 Ferrule; Sleeve for 1.5 mm ² / AWG 16; uninsulated; electro-tin plated	www.wago.com/216-104
	Item no.: 216-201 Ferrule; Sleeve for 0.5 mm ² / 20 AWG; insulated; electro-tin plated; white	www.wago.com/216-201
	Item no.: 216-202 Ferrule; Sleeve for 0.75 mm ² / 18 AWG; insulated; electro-tin plated; gray	www.wago.com/216-202
	Item no.: 216-203 Ferrule; Sleeve for 1 mm ² / AWG 18; insulated; electro-tin plated; red	www.wago.com/216-203
	Item no.: 216-204 Ferrule; Sleeve for 1.5 mm ² / AWG 16; insulated; electro-tin plated; black	www.wago.com/216-204
	Item no.: 216-206 Ferrule; Sleeve for 2.5 mm ² / AWG 14; insulated; electro-tin plated; blue	www.wago.com/216-206
	Item no.: 216-301 Ferrule; Sleeve for 0.25 mm ² / AWG 24; insulated; electro-tin plated; yellow	www.wago.com/216-301
	Item no.: 216-302 Ferrule; Sleeve for 0.34 mm ² / 22 AWG; insulated; electro-tin plated; green	www.wago.com/216-302
Protective Warning Marker		
	Item no.: 280-415 Protective warning marker; with high-voltage symbol, black; for 5 terminal blocks; yellow	www.wago.com/280-415
Test Accessories		
	Item no.: 210-136 Test plug; 2 mm Ø; with 500 mm cable; red	www.wago.com/210-136
	Item no.: 210-137 Test plug; 2.3 mm Ø; with 500 mm cable; yellow	www.wago.com/210-137

Downloads

Documentation

Additional Information

Technical explanations	Apr 3, 2019	pdf 2.1 MB	Download
------------------------	-------------	---------------	----------

CAD/CAE-Data

CAD data

2D/3D Models 769-112/000-006	URL	Download
------------------------------	-----	----------

Subject to changes. Please also observe the further product documentation!

CAE data

EPLAN Data Portal 769-112/000-006

URL

Download


WSCAD Universe 769-112/000-006

URL


Download

Installation Notes


Conductor termination



CAGE CLAMP® connection



Operating lever



Operating tool

Female plug: Inserting/removing a conductor via operating tool.

Inserting a conductor via operating tool – side-entry wiring (example shows a female plug).

Inserting a conductor via operating tool – side-entry wiring (example shows a female plug).


Operation 90° to conductor is also possible.

With ferruled conductors, it is necessary to use a terminal block one size smaller than the conductor's nominal cross section.


With ferruled conductors, it is necessary to use a terminal block one size smaller than the conductor's nominal cross section.

Commoning

Subject to changes. Please also observe the further product documentation!




Commoning 1-conductor female plugs via miniature adjacent jumpers.




Jumper cover for 1-conductor female plugs

Coding



Coding a female plug by removing coding finger(s) via cutting tool. Do not remove the first and last coding fingers or use an additional locking lever.


Locking lever



Locking/releasing a lever.


Strain Relief

Subject to changes. Please also observe the further product documentation!



Removing a female plug via conductor bundle provided with strain relief plate.

Marking



Labeling a female plug with CAGE CLAMP® connection via Mini-WSB quick markers.

Product family

X-COM

[Learn more about the product family.](#)

[Show all products from the family](#)

Subject to changes. Please also observe the further product documentation!