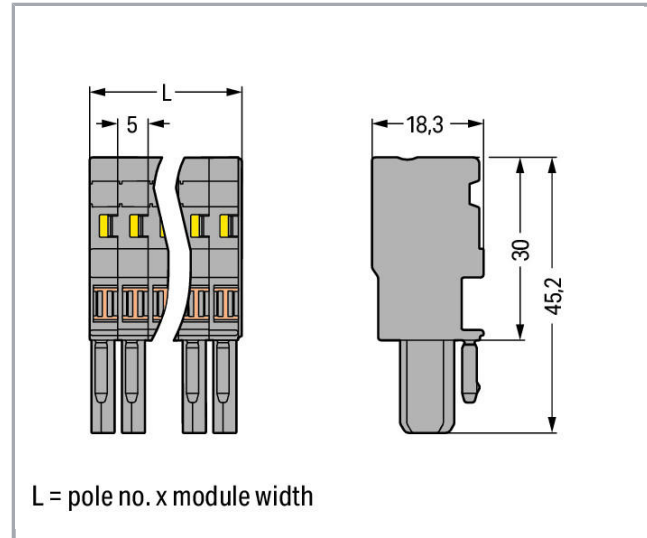


Data sheet | Item number: 769-102/000-036

1-conductor female plug; 4 mm<sup>2</sup>; 2-pole; 4,00 mm<sup>2</sup>; gray, green-yellow

[www.wago.com/769-102/000-036](http://www.wago.com/769-102/000-036)



Subject to changes. Please also observe the further product documentation!

WAGO Kontakttechnik GmbH & Co. KG  
Hansastr. 27  
32423 Minden  
Phone: +49571 887-0 | Fax: +49571 887-169  
Email: [info.de@wago.com](mailto:info.de@wago.com) | Web: [www.wago.com](http://www.wago.com)

Do you have any questions about our products?  
We are always happy to take your call at +49 (571) 887-44222.

RoHS   
Compliant

BOMcheck.net

## Item description

According to EN 61984, pluggable connectors without current interrupting capacity must not be mated or unmated when live or under load.

### Safety information 1:

According to EN 61984, pluggable connectors without current interrupting capacity must not be mated or unmated when live or under load.

## Data

### Electrical data

#### Ratings per IEC/EN 60664-1

| Ratings per                     | IEC/EN 61984  |
|---------------------------------|---|
| Rated voltage (III / 3)         | 500 V   |
| Rated impulse voltage (III / 3) | 6 kV  |
| Rated current                   | 32 A  |
| Legend (ratings)                | (III / 3) $\hat{=}$ Overvoltage category III / Pollution degree 3 |

### Connection data

|                                   |  |
|-----------------------------------|--|
| Connection technology             | CAGE CLAMP®                                |
| Actuation type                    | Operating tool                             |
| Connectable conductor materials   | Copper                                     |
| Nominal cross section             | 4 mm <sup>2</sup>                          |
| Solid conductor                   | 0,08 ... 4 mm <sup>2</sup> / 28 ... 12 AWG |
| Fine-stranded conductor           | 0,08 ... 4 mm <sup>2</sup> / 28 ... 12 AWG |
| Strip length                      | 8 ... 9 mm / 0.31 ... 0.35 inch            |
| No. of poles                      | 2  |
| Total number of connection points | 2  |
| Total number of potentials        | 2  |
| Type of wiring                    | Front-entry wiring                         |

Subject to changes. Please also observe the further product documentation!

## Geometrical Data

|              |                     |
|--------------|---------------------|
| Width        | 10 mm / 0.394 inch  |
| Height       | 45,2 mm / 1.78 inch |
| Depth        | 18,3 mm / 0.72 inch |
| Module width | 5 mm / 0.197 inch   |

## Mechanical data

|               |              |
|---------------|--------------|
| Marking level | Side marking |
|---------------|--------------|

## Plug connection

|                                    |                         |
|------------------------------------|-------------------------|
| Contact type (pluggable connector) | Female connector/socket |
| Connector connection type          | for conductor           |

## Material Data


|                     |                      |
|---------------------|----------------------|
| Color               | gray, green-yellow   |
| Insulating material | Polyamide 66 (PA 66) |
| Fire load           | 0.109 MJ             |
| Weight              | 6.4 g                |

## Commercial data

|                    |               |
|--------------------|---------------|
| Packaging type     | BOX           |
| Country of origin  | DE            |
| GTIN               | 4045454668136 |
| Customs Tariff No. | 85366990990   |

## Approvals / Certificates



### Country specific Approvals

| Logo   | Approval                        | Additional Approval Text | Certificate name |
|--|---------------------------------|--------------------------|------------------|
|  | CSA<br>DEKRA Certification B.V. | C22.2 No. 158            | 1101144          |

### UL-Approvals

Certificate

Subject to changes. Please also observe the further product documentation!

| Logo   | Approval                             | Additional Approval Text | name                |
|--|--------------------------------------|--------------------------|---------------------|
|  | UR<br>Underwriters Laboratories Inc. | UL 1059                  | 20190731-<br>E45172 |
|  | UR<br>Underwriters Laboratories Inc. | UL 1977                  | 20151210-<br>E45171 |

## Counterpart

## Compatible products

### Test Accessories

|  |  |
|--|--|
| <b>Item no.: 210-136</b><br>Test plug; 2 mm Ø; with 500 mm cable; red      | <a href="http://www.wago.com/210-136">www.wago.com/210-136</a> |
| <b>Item no.: 210-137</b><br>Test plug; 2.3 mm Ø; with 500 mm cable; yellow | <a href="http://www.wago.com/210-137">www.wago.com/210-137</a> |

### Locking lever

|  |  |
|--|--|
|  <b>Item no.: 769-428</b><br>Locking lever; gray | <a href="http://www.wago.com/769-428">www.wago.com/769-428</a> |
| <b>Item no.: 769-429</b><br>Locking lever; orange  | <a href="http://www.wago.com/769-429">www.wago.com/769-429</a> |
| <b>Item no.: 769-430</b><br>Locking lever; gray  | <a href="http://www.wago.com/769-430">www.wago.com/769-430</a> |
| <b>Item no.: 769-431</b><br>Locking lever; orange  | <a href="http://www.wago.com/769-431">www.wago.com/769-431</a> |

### Male plug

|   |  |
|---|--|
| <b>Item no.: 769-602</b><br>1-conductor male connector; 4 mm <sup>2</sup> ; Pin spacing 5 mm; 2-pole; 4,00 mm <sup>2</sup> ; gray | <a href="http://www.wago.com/769-602">www.wago.com/769-602</a> |
|---|--|

Subject to changes. Please also observe the further product documentation!



---

**Item no.: 769-602/001-000** [www.wago.com/769-602/001-000](http://www.wago.com/769-602/001-000)  
1-conductor male connector; Snap-in mounting feet; 4 mm<sup>2</sup>; Pin spacing 5 mm; 2-pole; 4,00 mm<sup>2</sup>; gray

---

**Item no.: 769-602/002-000** [www.wago.com/769-602/002-000](http://www.wago.com/769-602/002-000)  
1-conductor male connector; clamping collar; 4 mm<sup>2</sup>; Pin spacing 5 mm; 2-pole; 4,00 mm<sup>2</sup>; gray

---

**Item no.: 769-602/004-000** [www.wago.com/769-602/004-000](http://www.wago.com/769-602/004-000)  
1-conductor male connector; Feedthrough flange; 4 mm<sup>2</sup>; Pin spacing 5 mm; 2-pole; 4,00 mm<sup>2</sup>; gray

---

**Item no.: 769-602/005-000** [www.wago.com/769-602/005-000](http://www.wago.com/769-602/005-000)  
1-conductor male connector; Snap-in flange; 4 mm<sup>2</sup>; Pin spacing 5 mm; 2-pole; 4,00 mm<sup>2</sup>; gray

---

**Item no.: 769-602/006-000** [www.wago.com/769-602/006-000](http://www.wago.com/769-602/006-000)  
1-conductor male connector; Snap-in flange; 4 mm<sup>2</sup>; Pin spacing 5 mm; 2-pole; 4,00 mm<sup>2</sup>; gray

---

**Item no.: 769-632** [www.wago.com/769-632](http://www.wago.com/769-632)  
THT male header; 1.0 x 1.0 mm solder pin; straight; Pin spacing 5 mm; 2-pole; gray

---

**Item no.: 769-632/000-036** [www.wago.com/769-632/000-036](http://www.wago.com/769-632/000-036)  
THT male header; 1.0 x 1.0 mm solder pin; straight; Pin spacing 5 mm; 2-pole; gray

---

**Item no.: 769-632/003-000** [www.wago.com/769-632/003-000](http://www.wago.com/769-632/003-000)  
THT male header; 1.0 x 1.0 mm solder pin; straight; clamping collar; Pin spacing 5 mm; 2-pole; gray

---

**Item no.: 769-632/003-036** [www.wago.com/769-632/003-036](http://www.wago.com/769-632/003-036)  
THT male header; 1.0 x 1.0 mm solder pin; straight; Pin spacing 5 mm; 2-pole; gray

---

**Item no.: 769-632/004-000** [www.wago.com/769-632/004-000](http://www.wago.com/769-632/004-000)  
THT male header; 1.0 x 1.0 mm solder pin; straight; Feedthrough flange; Pin spacing 5 mm; 2-pole; gray

---

**Item no.: 769-632/007-000** [www.wago.com/769-632/007-000](http://www.wago.com/769-632/007-000)  
THT male header; 1.0 x 1.0 mm solder pin; straight; clamping collar; Pin spacing 5 mm; 2-pole; gray

---

**Item no.: 769-662** [www.wago.com/769-662](http://www.wago.com/769-662)  
THT male header; 1.0 x 1.0 mm solder pin; angled; Pin spacing 5 mm; 2-pole; gray

---

**Item no.: 769-662/003-000** [www.wago.com/769-662/003-000](http://www.wago.com/769-662/003-000)  
THT male header; 1.0 x 1.0 mm solder pin; angled; clamping collar; Pin spacing 5 mm; 2-pole; gray

---

**Item no.: 769-662/004-000** [www.wago.com/769-662/004-000](http://www.wago.com/769-662/004-000)  
THT male header; 1.0 x 1.0 mm solder pin; angled; Pin spacing 5 mm; 2-pole; gray

---

Subject to changes. Please also observe the further product documentation!

## Strain relief plate

|  |  |
|--|--|
| <b>Item no.: 769-1602</b><br>Strain relief housing; gray | <a href="http://www.wago.com/769-1602">www.wago.com/769-1602</a> |
|--|--|

|   |  |
|---|--|
| <b>Item no.: 769-411</b><br>Strain relief plate; gray | <a href="http://www.wago.com/769-411">www.wago.com/769-411</a> |
|---|--|

## ferrule

|   |  |
|---|--|
| <b>Item no.: 216-101</b><br>Ferrule; Sleeve for 0.5 mm <sup>2</sup> / AWG 22; uninsulated; electro-tin plated | <a href="http://www.wago.com/216-101">www.wago.com/216-101</a> |
|---|--|



|  |  |
|--|--|
| <b>Item no.: 216-102</b><br>Ferrule; Sleeve for 0.75 mm <sup>2</sup> / AWG 20; uninsulated; electro-tin plated | <a href="http://www.wago.com/216-102">www.wago.com/216-102</a> |
|--|--|



|   |  |
|---|--|
| <b>Item no.: 216-103</b><br>Ferrule; Sleeve for 1 mm <sup>2</sup> / AWG 18; uninsulated; electro-tin plated | <a href="http://www.wago.com/216-103">www.wago.com/216-103</a> |
|---|--|



|   |  |
|---|--|
| <b>Item no.: 216-104</b><br>Ferrule; Sleeve for 1.5 mm <sup>2</sup> / AWG 16; uninsulated; electro-tin plated | <a href="http://www.wago.com/216-104">www.wago.com/216-104</a> |
|---|--|

|  |  |
|--|--|
| <b>Item no.: 216-201</b><br>Ferrule; Sleeve for 0.5 mm <sup>2</sup> / 20 AWG; insulated; electro-tin plated; white | <a href="http://www.wago.com/216-201">www.wago.com/216-201</a> |
|--|--|

|  |  |
|--|--|
| <b>Item no.: 216-202</b><br>Ferrule; Sleeve for 0.75 mm <sup>2</sup> / 18 AWG; insulated; electro-tin plated; gray | <a href="http://www.wago.com/216-202">www.wago.com/216-202</a> |
|--|--|



|  |  |
|--|--|
| <b>Item no.: 216-203</b><br>Ferrule; Sleeve for 1 mm <sup>2</sup> / AWG 18; insulated; electro-tin plated; red | <a href="http://www.wago.com/216-203">www.wago.com/216-203</a> |
|--|--|



|  |  |
|--|--|
| <b>Item no.: 216-204</b><br>Ferrule; Sleeve for 1.5 mm <sup>2</sup> / AWG 16; insulated; electro-tin plated; black | <a href="http://www.wago.com/216-204">www.wago.com/216-204</a> |
|--|--|

|   |  |
|---|--|
| <b>Item no.: 216-206</b><br>Ferrule; Sleeve for 2.5 mm <sup>2</sup> / AWG 14; insulated; electro-tin plated; blue | <a href="http://www.wago.com/216-206">www.wago.com/216-206</a> |
|---|--|

|  |  |
|--|--|
| <b>Item no.: 216-301</b><br>Ferrule; Sleeve for 0.25 mm <sup>2</sup> / AWG 24; insulated; electro-tin plated; yellow | <a href="http://www.wago.com/216-301">www.wago.com/216-301</a> |
|--|--|

|   |  |
|---|--|
| <b>Item no.: 216-302</b><br>Ferrule; Sleeve for 0.34 mm <sup>2</sup> / 22 AWG; insulated; electro-tin plated; green | <a href="http://www.wago.com/216-302">www.wago.com/216-302</a> |
|---|--|





## Marking accessories

|  |  |
|--|--|
| <b>Item no.: 2009-145</b><br>Mini-WSB Inline; for Smart Printer; 1700 pieces on roll; stretchable 5 - 5.2 mm; plain; snap-on type; white | <a href="http://www.wago.com/2009-145">www.wago.com/2009-145</a> |
|--|--|

|   |  |
|---|--|
| <b>Item no.: 2009-145/000-002</b><br>Mini-WSB Inline; for Smart Printer; 1700 pieces on roll; stretchable 5 - 5.2 mm; plain; snap-on type; white /000-002 | <a href="http://www.wago.com/2009-145">www.wago.com/2009-145</a> |
|---|--|

|   |  |
|---|--|
| <b>Item no.: 2009-145/000-005</b><br>Mini-WSB Inline; for Smart Printer; 1700 pieces on roll; stretchable 5 - 5.2 mm; plain; snap-on type; red /000-005 | <a href="http://www.wago.com/2009-145">www.wago.com/2009-145</a> |
|---|--|

Subject to changes. Please also observe the further product documentation!

|  |   |  |
|--|---|--|
|    | <b>Item no.: 2009-145/000-006</b><br>Mini-WSB Inline; for Smart Printer; 1700 pieces on roll; stretchable 5 - 5.2 mm; plain; snap-on type; blue   | <a href="http://www.wago.com/2009-145/000-006">www.wago.com/2009-145/000-006</a> |
|  | <b>Item no.: 2009-145/000-007</b><br>Mini-WSB Inline; for Smart Printer; 1700 pieces on roll; stretchable 5 - 5.2 mm; plain; snap-on type; white  | <a href="http://www.wago.com/2009-145/000-007">www.wago.com/2009-145/000-007</a> |
|  | <b>Item no.: 2009-145/000-012</b><br>Mini-WSB Inline; for Smart Printer; 1700 pieces on roll; stretchable 5 - 5.2 mm; plain; snap-on type; orange | <a href="http://www.wago.com/2009-145/000-012">www.wago.com/2009-145/000-012</a> |
|  | <b>Item no.: 2009-145/000-023</b><br>Mini-WSB Inline; for Smart Printer; 1700 pieces on roll; stretchable 5 - 5.2 mm; plain; snap-on type; green  | <a href="http://www.wago.com/2009-145/000-023">www.wago.com/2009-145/000-023</a> |
|  | <b>Item no.: 2009-145/000-024</b><br>Mini-WSB Inline; for Smart Printer; 1700 pieces on roll; stretchable 5 - 5.2 mm; plain; snap-on type; violet | <a href="http://www.wago.com/2009-145/000-024">www.wago.com/2009-145/000-024</a> |
|  | <b>Item no.: 210-805</b><br>Labels; for Smart Printer; permanent adhesive; 6 x 15 mm; white   | <a href="http://www.wago.com/210-805">www.wago.com/210-805</a>                   |
|  | <b>Item no.: 210-805/000-002</b><br>Labels; for Smart Printer; permanent adhesive; 6 x 15 mm; yellow  | <a href="http://www.wago.com/210-805/000-002">www.wago.com/210-805/000-002</a>   |
|   | <b>Item no.: 210-831</b><br>Marking strips; on reel; 2.3 mm wide; plain; Self-adhesive; white   | <a href="http://www.wago.com/210-831">www.wago.com/210-831</a>                   |
|  | <b>Item no.: 210-832</b><br>Marking strips; on reel; 3 mm wide; plain; Self-adhesive; white   | <a href="http://www.wago.com/210-832">www.wago.com/210-832</a>                   |
|  | <b>Item no.: 210-834</b><br>Marking strips; on reel; 5 mm wide; plain; Self-adhesive; white   | <a href="http://www.wago.com/210-834">www.wago.com/210-834</a>                   |
|  | <b>Item no.: 248-501</b><br>Miniature WSB Quick marking system; plain; Marker width 5 mm; 10 strips with 10 markers per card                      | <a href="http://www.wago.com/248-501">www.wago.com/248-501</a>                   |
|  | <b>Item no.: 248-501/000-002</b><br>Mini-WSB marking card; as card; not stretchable; plain; snap-on type; yellow                                  | <a href="http://www.wago.com/248-501/000-002">www.wago.com/248-501/000-002</a>   |
|  | <b>Item no.: 248-501/000-005</b><br>Mini-WSB marking card; as card; not stretchable; plain; snap-on type; red                                     | <a href="http://www.wago.com/248-501/000-005">www.wago.com/248-501/000-005</a>   |
|  | <b>Item no.: 248-501/000-006</b><br>Mini-WSB marking card; as card; not stretchable; plain; snap-on type; blue                                    | <a href="http://www.wago.com/248-501/000-006">www.wago.com/248-501/000-006</a>   |
|  | <b>Item no.: 248-501/000-007</b><br>Mini-WSB marking card; as card; not stretchable; plain; snap-on type; gray                                    | <a href="http://www.wago.com/248-501/000-007">www.wago.com/248-501/000-007</a>   |

Subject to changes. Please also observe the further product documentation!



**Item no.: 248-501/000-012**  
Mini-WSB marking card; as card; not stretchable; plain; snap-on type; orange

[www.wago.com/248-501/000-012](http://www.wago.com/248-501/000-012)

**Item no.: 248-501/000-017**  
Mini-WSB marking card; as card; not stretchable; plain; snap-on type; light green

[www.wago.com/248-501/000-017](http://www.wago.com/248-501/000-017)



**Item no.: 248-501/000-023**  
Mini-WSB marking card; as card; not stretchable; plain; snap-on type; green

[www.wago.com/248-501/000-023](http://www.wago.com/248-501/000-023)



**Item no.: 248-501/000-024**  
Mini-WSB marking card; as card; not stretchable; plain; snap-on type; violet

[www.wago.com/248-501/000-024](http://www.wago.com/248-501/000-024)

### Jumper



**Item no.: 769-402**  
Miniature adjacent jumper; insulated; suitable for 1-conductor female plugs; gray

[www.wago.com/769-402](http://www.wago.com/769-402)

### Insulation stop



**Item no.: 769-470**  
Insulation stop; 0.08 - 0.2 mm<sup>2</sup> "s" (0.14 mm<sup>2</sup> "f-st"); 5 pieces/strip; white

[www.wago.com/769-470](http://www.wago.com/769-470)



**Item no.: 769-471**  
Insulation stop; 0.25 - 0.5 mm<sup>2</sup>; 5 pieces/strip; light gray

[www.wago.com/769-471](http://www.wago.com/769-471)



**Item no.: 769-472**  
Insulation stop; 0.75 - 1 mm<sup>2</sup>; 5 pieces/strip; dark gray

[www.wago.com/769-472](http://www.wago.com/769-472)

### Protective Warning Marker



**Item no.: 280-415**  
Protective warning marker; with high-voltage symbol, black; for 5 terminal blocks; yellow

[www.wago.com/280-415](http://www.wago.com/280-415)

### General accessories



**Item no.: 769-436**  
Jumper cover; for 1-conductor female plugs; for 5 poles; gray

[www.wago.com/769-436](http://www.wago.com/769-436)

## Downloads

### Documentation

#### Additional Information

|                        |             |               |          |
|------------------------|-------------|---------------|----------|
| Technical explanations | Apr 3, 2019 | pdf<br>2.1 MB | Download |
|------------------------|-------------|---------------|----------|

## CAD/CAE-Data


### CAE data

Subject to changes. Please also observe the further product documentation!




## Installation Notes


### Conductor termination



CAGE CLAMP® connection



Operating lever



Operating tool

Female plug: Inserting/removing a conductor via operating tool.

Inserting a conductor via operating tool – side-entry wiring (example shows a female plug).

Inserting a conductor via operating tool – side-entry wiring (example shows a female plug).


Operation 90° to conductor is also possible.

With ferruled conductors, it is necessary to use a terminal block one size smaller than the conductor's nominal cross section.


With ferruled conductors, it is necessary to use a terminal block one size smaller than the conductor's nominal cross section.

### Commoning

Subject to changes. Please also observe the further product documentation!



Commoning 1-conductor female plugs via miniature adjacent jumpers.




Jumper cover for 1-conductor female plugs

### Coding



Coding a female plug by removing coding finger(s) via cutting tool. Do not remove the first and last coding fingers or use an additional locking lever.


### Locking lever



Locking/releasing a lever.


### Strain Relief

Subject to changes. Please also observe the further product documentation!



Removing a female plug via conductor bundle provided with strain relief plate.

### Marking



Labeling a female plug with CAGE CLAMP® connection via Mini-WSB quick markers.

### Product family

#### X-COM

[Learn more about the product family.](#)

[Show all products from the family](#)

Subject to changes. Please also observe the further product documentation!