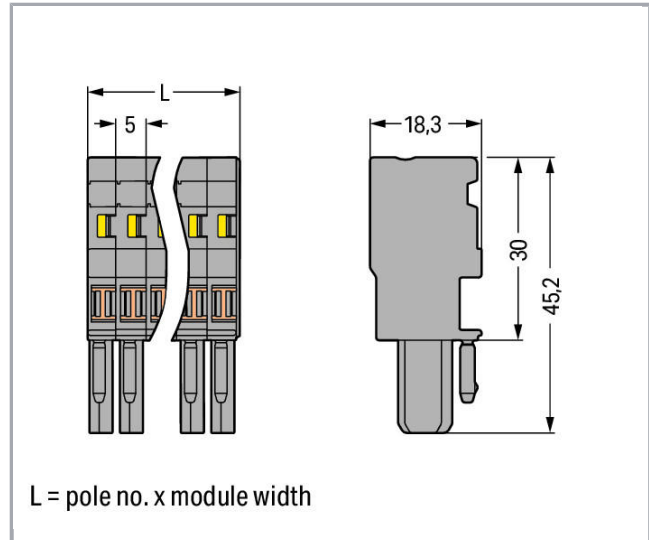



**Data sheet | Item number: 769-102**

1-conductor female plug; 4 mm<sup>2</sup>; 2-pole; 4,00 mm<sup>2</sup>; gray

[www.wago.com/769-102](http://www.wago.com/769-102)



Subject to changes. Please also observe the further product documentation!

WAGO Kontakttechnik GmbH & Co. KG  
Hansastr. 27  
32423 Minden  
Phone: +49571 887-0 | Fax: +49571 887-169  
Email: [info.de@wago.com](mailto:info.de@wago.com) | Web: [www.wago.com](http://www.wago.com)

Do you have any questions about our products?  
We are always happy to take your call at +49 (571) 887-44222.



Subject to changes. Please also observe the further product documentation!

RoHS   
Compliant

BOMcheck.net

Color: 

## Item description

According to EN 61984, pluggable connectors without current interrupting capacity must not be mated or unmated when live or under load.

### Safety information 1:

According to EN 61984, pluggable connectors without current interrupting capacity must not be mated or unmated when live or under load.

## Data

### Electrical data

#### Ratings per IEC/EN 60664-1

| Ratings per                     | IEC/EN 61984  |
|---------------------------------|---|
| Rated voltage (III / 3)         | 500 V   |
| Rated impulse voltage (III / 3) | 6 kV  |
| Rated current                   | 32 A  |
| Legend (ratings)                | (III / 3) $\hat{=}$ Overvoltage category III / Pollution degree 3 |

### Connection data

|                                   |  |
|-----------------------------------|--|
| Connection technology             | CAGE CLAMP®                                |
| Actuation type                    | Operating tool                             |
| Connectable conductor materials   | Copper                                     |
| Nominal cross section             | 4 mm <sup>2</sup>                          |
| Solid conductor                   | 0,08 ... 4 mm <sup>2</sup> / 28 ... 12 AWG |
| Fine-stranded conductor           | 0,08 ... 4 mm <sup>2</sup> / 28 ... 12 AWG |
| Strip length                      | 8 ... 9 mm / 0.31 ... 0.35 inch            |
| No. of poles                      | 2  |
| Total number of connection points | 2  |
| Total number of potentials        | 2  |
| Type of wiring                    | Front-entry wiring                         |

Subject to changes. Please also observe the further product documentation!



## Geometrical Data

|              |                     |
|--------------|---------------------|
| Width        | 10 mm / 0.394 inch  |
| Height       | 45,2 mm / 1.78 inch |
| Depth        | 18,3 mm / 0.72 inch |
| Module width | 5 mm / 0.197 inch   |

## Mechanical data

|               |              |
|---------------|--------------|
| Marking level | Side marking |
|---------------|--------------|

## Plug connection

|                                    |                         |
|------------------------------------|-------------------------|
| Contact type (pluggable connector) | Female connector/socket |
| Connector connection type          | for conductor           |

## Material Data

|                     |                      |
|---------------------|----------------------|
| Color               | gray                 |
| Insulating material | Polyamide 66 (PA 66) |
| Fire load           | 0.108 MJ             |
| Weight              | 6.3 g                |

## Commercial data

|                    |                   |
|--------------------|-------------------|
| Product Group      | 18 (X-COM-System) |
| Packaging type     | BOX               |
| Country of origin  | DE                |
| GTIN               | 4044918471329     |
| Customs Tariff No. | 85366990990       |

## Approvals / Certificates

### Country specific Approvals

| Logo | Approval                        | Additional Approval Text | Certificate name |
|------|---------------------------------|--------------------------|------------------|
|      | CCA<br>DEKRA Certification B.V. | EN 60947                 | NTR NL-7626      |
|      | CCA<br>DEKRA Certification B.V. | EN 61984                 | 2190419.02       |

Subject to changes. Please also observe the further product documentation!

WAGO Kontakttechnik GmbH & Co. KG  
 Hansastr. 27  
 32423 Minden  
 Phone: +49571 887-0 | Fax: +49571 887-169  
 Email: [info.de@wago.com](mailto:info.de@wago.com) | Web: [www.wago.com](http://www.wago.com)

Do you have any questions about our products?  
 We are always happy to take your call at +49 (571) 887-44222.



|                                 |           |                 |
|---------------------------------|-----------|-----------------|
| CCA<br>DEKRA Certification B.V. | IEC 61984 | NL-47799<br>/A1 |
|---------------------------------|-----------|-----------------|





|                                 |               |         |
|---------------------------------|---------------|---------|
| CSA<br>DEKRA Certification B.V. | C22.2 No. 158 | 1101144 |
|---------------------------------|---------------|---------|





|                                       |          |            |
|---------------------------------------|----------|------------|
| KEMA/KEUR<br>DEKRA Certification B.V. | EN 60947 | 2190419.01 |
|---------------------------------------|----------|------------|

## Ship Approvals

| Logo  | Approval                                  | Additional Approval Text | Certificate name         |
|---|---|--------------------------|--------------------------|
|     | <b>ABS</b><br>American Bureau of Shipping | EN 60947                 | 20-<br>HG1941090-<br>PDA |
|  | <b>BV</b><br>Bureau Veritas S.A.          | EN 60947                 | 07436/E0<br>BV           |

## UL-Approvals

| Logo   | Approval                                    | Additional Approval Text | Certificate name    |
|--|---|--------------------------|---------------------|
|  | <b>UR</b><br>Underwriters Laboratories Inc. | UL 1059                  | 20190731-<br>E45172 |
|  | <b>UR</b><br>Underwriters Laboratories Inc. | UL 1977                  | 20151210-<br>E45171 |

Subject to changes. Please also observe the further product documentation!

## Counterpart

|  |  |  |
|--|--|--|
|    | <b>Item no.769-602</b><br>1-conductor male connector; 4 mm <sup>2</sup> ; Pin spacing 5 mm; 2-pole; 4,00 mm <sup>2</sup> ; gray                                | <a href="http://www.wago.com/769-602">www.wago.com/769-602</a>                 |
|    | <b>Item no.769-602/001-000</b><br>1-conductor male connector; Snap-in mounting feet; 4 mm <sup>2</sup> ; Pin spacing 5 mm; 2-pole; 4,00 mm <sup>2</sup> ; gray | <a href="http://www.wago.com/769-602/001-000">www.wago.com/769-602/001-000</a> |
|    | <b>Item no.769-602/002-000</b><br>1-conductor male connector; clamping collar; 4 mm <sup>2</sup> ; Pin spacing 5 mm; 2-pole; 4,00 mm <sup>2</sup> ; gray       | <a href="http://www.wago.com/769-602/002-000">www.wago.com/769-602/002-000</a> |
|    | <b>Item no.769-602/004-000</b><br>1-conductor male connector; Feedthrough flange; 4 mm <sup>2</sup> ; Pin spacing 5 mm; 2-pole; 4,00 mm <sup>2</sup> ; gray    | <a href="http://www.wago.com/769-602/004-000">www.wago.com/769-602/004-000</a> |
|    | <b>Item no.769-602/005-000</b><br>1-conductor male connector; Snap-in flange; 4 mm <sup>2</sup> ; Pin spacing 5 mm; 2-pole; 4,00 mm <sup>2</sup> ; gray        | <a href="http://www.wago.com/769-602/005-000">www.wago.com/769-602/005-000</a> |
|   | <b>Item no.769-632</b><br>THT male header; 1.0 x 1.0 mm solder pin; straight; Pin spacing 5 mm; 2-pole; gray   | <a href="http://www.wago.com/769-632">www.wago.com/769-632</a>                 |
|  | <b>Item no.769-632/000-036</b><br>THT male header; 1.0 x 1.0 mm solder pin; straight; Pin spacing 5 mm; 2-pole; gray   | <a href="http://www.wago.com/769-632/000-036">www.wago.com/769-632/000-036</a> |
|  | <b>Item no.769-602/006-000</b><br>1-conductor male connector; Snap-in flange; 4 mm <sup>2</sup> ; Pin spacing 5 mm; 2-pole; 4,00 mm <sup>2</sup> ; gray        | <a href="http://www.wago.com/769-602/006-000">www.wago.com/769-602/006-000</a> |
|  | <b>Item no.769-632/003-000</b><br>THT male header; 1.0 x 1.0 mm solder pin; straight; clamping collar; Pin spacing 5 mm; 2-pole; gray                          | <a href="http://www.wago.com/769-632/003-000">www.wago.com/769-632/003-000</a> |
|  | <b>Item no.769-632/003-036</b><br>THT male header; 1.0 x 1.0 mm solder pin; straight; Pin spacing 5 mm; 2-pole; gray   | <a href="http://www.wago.com/769-632/003-036">www.wago.com/769-632/003-036</a> |
|  | <b>Item no.769-632/004-000</b><br>THT male header; 1.0 x 1.0 mm solder pin; straight; Feedthrough flange; Pin spacing 5 mm; 2-pole; gray                       | <a href="http://www.wago.com/769-632/004-000">www.wago.com/769-632/004-000</a> |

Subject to changes. Please also observe the further product documentation!



**Item no.769-632/007-000**

THT male header; 1.0 x 1.0 mm solder pin; straight; clamping collar; Pin spacing 5 mm; 2-pole; gray


[www.wago.com/769-632/007-000](http://www.wago.com/769-632/007-000)



**Item no.769-662/003-000**

THT male header; 1.0 x 1.0 mm solder pin; angled; clamping collar; Pin spacing 5 mm; 2-pole; gray

[www.wago.com/769-662/003-000](http://www.wago.com/769-662/003-000)



**Item no.769-662/004-000**

THT male header; 1.0 x 1.0 mm solder pin; angled; Pin spacing 5 mm; 2-pole; gray

[www.wago.com/769-662/004-000](http://www.wago.com/769-662/004-000)



**Item no.769-662**

THT male header; 1.0 x 1.0 mm solder pin; angled; Pin spacing 5 mm; 2-pole; gray


[www.wago.com/769-662](http://www.wago.com/769-662)



**Item no.769-182/769-314**

1-conductor/1-pin terminal block for pluggable modules; 4-pole; with 2 jumper positions; with orange separator plate; for DIN-rail 35 x 15 and 35 x 7.5; 4 mm<sup>2</sup>; CAGE CLAMP®; 4,00 mm<sup>2</sup>; gray

[www.wago.com/769-182/769-314](http://www.wago.com/769-182/769-314)



**Item no.769-162/769-313**

2-pin terminal block for pluggable modules; 4-pole; with 2 jumper positions; with orange separator plate; for DIN-rail 35 x 15 and 35 x 7.5; 4,00 mm<sup>2</sup>; gray

[www.wago.com/769-162/769-313](http://www.wago.com/769-162/769-313)

## Compatible products

### ferrule

**Item no.: 216-101**

Ferrule; Sleeve for 0.5 mm<sup>2</sup> / AWG 22; uninsulated; electro-tin plated

[www.wago.com/216-101](http://www.wago.com/216-101)



**Item no.: 216-102**

Ferrule; Sleeve for 0.75 mm<sup>2</sup> / AWG 20; uninsulated; electro-tin plated

[www.wago.com/216-102](http://www.wago.com/216-102)



**Item no.: 216-103**

Ferrule; Sleeve for 1 mm<sup>2</sup> / AWG 18; uninsulated; electro-tin plated

[www.wago.com/216-103](http://www.wago.com/216-103)



**Item no.: 216-104**

Ferrule; Sleeve for 1.5 mm<sup>2</sup> / AWG 16; uninsulated; electro-tin plated

[www.wago.com/216-104](http://www.wago.com/216-104)

**Item no.: 216-201**

Ferrule; Sleeve for 0.5 mm<sup>2</sup> / 20 AWG; insulated; electro-tin plated; white

[www.wago.com/216-201](http://www.wago.com/216-201)

Subject to changes. Please also observe the further product documentation!

WAGO Kontakttechnik GmbH & Co. KG

Hansastr. 27

32423 Minden

Phone: +49571 887-0 | Fax: +49571 887-169

Email: [info.de@wago.com](mailto:info.de@wago.com) | Web: [www.wago.com](http://www.wago.com)

Do you have any questions about our products?

We are always happy to take your call at +49 (571) 887-44222.

**Item no.: 216-202**Ferrule; Sleeve for 0.75 mm<sup>2</sup> / 18 AWG; insulated; electro-tin plated; gray[www.wago.com/216-202](http://www.wago.com/216-202)**Item no.: 216-203**Ferrule; Sleeve for 1 mm<sup>2</sup> / AWG 18; insulated; electro-tin plated; red[www.wago.com/216-203](http://www.wago.com/216-203)**Item no.: 216-204**Ferrule; Sleeve for 1.5 mm<sup>2</sup> / AWG 16; insulated; electro-tin plated; black[www.wago.com/216-204](http://www.wago.com/216-204)**Item no.: 216-206**Ferrule; Sleeve for 2.5 mm<sup>2</sup> / AWG 14; insulated; electro-tin plated; blue[www.wago.com/216-206](http://www.wago.com/216-206)**Item no.: 216-301**Ferrule; Sleeve for 0.25 mm<sup>2</sup> / AWG 24; insulated; electro-tin plated; yellow[www.wago.com/216-301](http://www.wago.com/216-301)**Item no.: 216-302**Ferrule; Sleeve for 0.34 mm<sup>2</sup> / 22 AWG; insulated; electro-tin plated; green[www.wago.com/216-302](http://www.wago.com/216-302)**Marking accessories****Item no.: 2009-145**

Mini-WSB Inline; for Smart Printer; 1700 pieces on roll; stretchable 5 - 5.2 mm; plain; snap-on type; white

[www.wago.com/2009-145](http://www.wago.com/2009-145)**Item no.: 2009-145/000-002**

Mini-WSB Inline; for Smart Printer; 1700 pieces on roll; stretchable 5 - 5.2 mm; plain; snap-on type; white /000-002

[www.wago.com/2009-145](http://www.wago.com/2009-145)**Item no.: 2009-145/000-005**

Mini-WSB Inline; for Smart Printer; 1700 pieces on roll; stretchable 5 - 5.2 mm; plain; snap-on type; red

[www.wago.com/2009-145](http://www.wago.com/2009-145)

/000-005

**Item no.: 2009-145/000-006**

Mini-WSB Inline; for Smart Printer; 1700 pieces on roll; stretchable 5 - 5.2 mm; plain; snap-on type; blue

[www.wago.com/2009-145](http://www.wago.com/2009-145)

/000-006

**Item no.: 2009-145/000-007**

Mini-WSB Inline; for Smart Printer; 1700 pieces on roll; stretchable 5 - 5.2 mm; plain; snap-on type; white /000-007

[www.wago.com/2009-145](http://www.wago.com/2009-145)**Item no.: 2009-145/000-012**

Mini-WSB Inline; for Smart Printer; 1700 pieces on roll; stretchable 5 - 5.2 mm; plain; snap-on type; orange

[www.wago.com/2009-145](http://www.wago.com/2009-145)

/000-012

**Item no.: 2009-145/000-023**

Mini-WSB Inline; for Smart Printer; 1700 pieces on roll; stretchable 5 - 5.2 mm; plain; snap-on type; green

[www.wago.com/2009-145](http://www.wago.com/2009-145)

/000-023

**Item no.: 2009-145/000-024**

Mini-WSB Inline; for Smart Printer; 1700 pieces on roll; stretchable 5 - 5.2 mm; plain; snap-on type; violet

[www.wago.com/2009-145](http://www.wago.com/2009-145)

/000-024

**Item no.: 210-805**

Labels; for Smart Printer; permanent adhesive; 6 x 15 mm; white

[www.wago.com/210-805](http://www.wago.com/210-805)

Subject to changes. Please also observe the further product documentation!

WAGO Kontakttechnik GmbH &amp; Co. KG

Hansastr. 27

32423 Minden

Phone: +49571 887-0 | Fax: +49571 887-169

Email: [info.de@wago.com](mailto:info.de@wago.com) | Web: [www.wago.com](http://www.wago.com)

Do you have any questions about our products?

We are always happy to take your call at +49 (571) 887-44222.



**Item no.:** 210-805/000-002

Labels; for Smart Printer; permanent adhesive; 6 x 15 mm; yellow

[www.wago.com/210-805/000-002](http://www.wago.com/210-805/000-002)



**Item no.:** 210-831

Marking strips; on reel; 2.3 mm wide; plain; Self-adhesive; white

[www.wago.com/210-831](http://www.wago.com/210-831)

**Item no.:** 210-832

Marking strips; on reel; 3 mm wide; plain; Self-adhesive; white

[www.wago.com/210-832](http://www.wago.com/210-832)

**Item no.:** 210-834

Marking strips; on reel; 5 mm wide; plain; Self-adhesive; white

[www.wago.com/210-834](http://www.wago.com/210-834)

**Item no.:** 248-501

Miniature WSB Quick marking system; plain; Marker width 5 mm; 10 strips with 10 markers per card

[www.wago.com/248-501](http://www.wago.com/248-501)



**Item no.:** 248-501/000-002

Mini-WSB marking card; as card; not stretchable; plain; snap-on type; yellow

[www.wago.com/248-501/000-002](http://www.wago.com/248-501/000-002)

**Item no.:** 248-501/000-005

Mini-WSB marking card; as card; not stretchable; plain; snap-on type; red

[www.wago.com/248-501/000-005](http://www.wago.com/248-501/000-005)

**Item no.:** 248-501/000-006

Mini-WSB marking card; as card; not stretchable; plain; snap-on type; blue

[www.wago.com/248-501/000-006](http://www.wago.com/248-501/000-006)



**Item no.:** 248-501/000-007

Mini-WSB marking card; as card; not stretchable; plain; snap-on type; gray

[www.wago.com/248-501/000-007](http://www.wago.com/248-501/000-007)



**Item no.:** 248-501/000-012

Mini-WSB marking card; as card; not stretchable; plain; snap-on type; orange

[www.wago.com/248-501/000-012](http://www.wago.com/248-501/000-012)

**Item no.:** 248-501/000-017

Mini-WSB marking card; as card; not stretchable; plain; snap-on type; light green

[www.wago.com/248-501/000-017](http://www.wago.com/248-501/000-017)



**Item no.:** 248-501/000-023

Mini-WSB marking card; as card; not stretchable; plain; snap-on type; green

[www.wago.com/248-501/000-023](http://www.wago.com/248-501/000-023)



**Item no.:** 248-501/000-024

Mini-WSB marking card; as card; not stretchable; plain; snap-on type; violet

[www.wago.com/248-501/000-024](http://www.wago.com/248-501/000-024)

#### Insulation stop



**Item no.:** 769-470

Insulation stop; 0.08 - 0.2 mm<sup>2</sup> "s" (0.14 mm<sup>2</sup> "f-st"); 5 pieces/strip; white

[www.wago.com/769-470](http://www.wago.com/769-470)



**Item no.:** 769-471

Insulation stop; 0.25 - 0.5 mm<sup>2</sup>; 5 pieces/strip; light gray

[www.wago.com/769-471](http://www.wago.com/769-471)

Subject to changes. Please also observe the further product documentation!

WAGO Kontakttechnik GmbH & Co. KG

Hansastr. 27






32423 Minden

Phone: +49571 887-0 | Fax: +49571 887-169

Email: [info.de@wago.com](mailto:info.de@wago.com) | Web: [www.wago.com](http://www.wago.com)

Do you have any questions about our products?

We are always happy to take your call at +49 (571) 887-44222.

|  |   |  |
|--|---|--|
|    | <b>Item no.: 769-472</b><br>Insulation stop; 0.75 - 1 mm <sup>2</sup> ; 5 pieces/strip; dark gray                     | <a href="http://www.wago.com/769-472">www.wago.com/769-472</a>   |
| <b>Jumper</b>  |   |  |
|    | <b>Item no.: 769-402</b><br>Miniature adjacent jumper; insulated; suitable for 1-conductor female plugs; gray         | <a href="http://www.wago.com/769-402">www.wago.com/769-402</a>   |
| <b>Test Accessories</b>  |   |  |
|  | <b>Item no.: 210-136</b><br>Test plug; 2 mm Ø; with 500 mm cable; red   | <a href="http://www.wago.com/210-136">www.wago.com/210-136</a>   |
|  | <b>Item no.: 210-137</b><br>Test plug; 2.3 mm Ø; with 500 mm cable; yellow  | <a href="http://www.wago.com/210-137">www.wago.com/210-137</a>   |
| <b>General accessories</b>   |   |  |
|    | <b>Item no.: 769-436</b><br>Jumper cover; for 1-conductor female plugs; for 5 poles; gray                             | <a href="http://www.wago.com/769-436">www.wago.com/769-436</a>   |
| <b>Strain relief plate</b>   |   |  |
|  | <b>Item no.: 769-1602</b><br>Strain relief housing; gray  | <a href="http://www.wago.com/769-1602">www.wago.com/769-1602</a> |
|  | <b>Item no.: 769-411</b><br>Strain relief plate; gray   | <a href="http://www.wago.com/769-411">www.wago.com/769-411</a>   |
| <b>Locking lever</b>   |   |  |
|  | <b>Item no.: 769-428</b><br>Locking lever; gray   | <a href="http://www.wago.com/769-428">www.wago.com/769-428</a>   |
|  | <b>Item no.: 769-429</b><br>Locking lever; orange   | <a href="http://www.wago.com/769-429">www.wago.com/769-429</a>   |
|  | <b>Item no.: 769-430</b><br>Locking lever; gray   | <a href="http://www.wago.com/769-430">www.wago.com/769-430</a>   |
|  | <b>Item no.: 769-431</b><br>Locking lever; orange   | <a href="http://www.wago.com/769-431">www.wago.com/769-431</a>   |
| <b>Protective Warning Marker</b>   |   |  |
|  | <b>Item no.: 280-415</b><br>Protective warning marker; with high-voltage symbol, black; for 5 terminal blocks; yellow | <a href="http://www.wago.com/280-415">www.wago.com/280-415</a>   |

## Downloads

### Documentation

#### Additional Information

|                        |             |               |          |
|------------------------|-------------|---------------|----------|
| Technical explanations | Apr 3, 2019 | pdf<br>2.1 MB | Download |
|------------------------|-------------|---------------|----------|

Subject to changes. Please also observe the further product documentation!

## CAD/CAE-Data

### CAD data

|                      |     |          |
|----------------------|-----|----------|
| 2D/3D Models 769-102 | URL | Download |
|----------------------|-----|----------|


### CAE data

|                           |     |          |
|---------------------------|-----|----------|
| EPLAN Data Portal 769-102 | URL | Download |
|---------------------------|-----|----------|


|                        |     |          |
|------------------------|-----|----------|
| WSCAD Universe 769-102 | URL | Download |
|------------------------|-----|----------|

## Installation Notes


### Conductor termination



CAGE CLAMP® connection



Operating lever



Operating tool

Female plug: Inserting/removing a conductor via operating tool.

Inserting a conductor via operating tool – side-entry wiring (example shows a female plug).

Inserting a conductor via operating tool – side-entry wiring (example shows a female plug).


Operation 90° to conductor is also possible.

With ferruled conductors, it is necessary to use a terminal block one size smaller than the conductor's nominal cross section.


With ferruled conductors, it is necessary to use a terminal block one size smaller than the conductor's nominal cross section.

### Commoning

Subject to changes. Please also observe the further product documentation!




Commoning 1-conductor female plugs via miniature adjacent jumpers.




Jumper cover for 1-conductor female plugs

### Coding



Coding a female plug by removing coding finger(s) via cutting tool. Do not remove the first and last coding fingers or use an additional locking lever.


### Locking lever



Locking/releasing a lever.


### Strain Relief

Subject to changes. Please also observe the further product documentation!



Removing a female plug via conductor bundle provided with strain relief plate.

### Marking



Labeling a female plug with CAGE CLAMP® connection via Mini-WSB quick markers.

### Product family

#### X-COM

[Learn more about the product family.](#)

[Show all products from the family](#)

Subject to changes. Please also observe the further product documentation!