

Item description

The Control Panel (CP) with Target Visu (TV) features full CODESYS runtime.

With the WAGO-I/O-PRO development environment (based on CODESYS 2), applications and visualizations can be created and completely programmed. Existing CODESYS projects can be almost entirely converted and upgraded.

Data

Technical Data

Display diagonal	14,5 cm (5.7 Inches)
Display	TFT
Display colors	4096 colors
Graphics resolution	(320 x 240) px
Contrast ratio	35:1
Viewing angle, horizontal/vertical	-10° ... 30° / -30° ... 30°
Brightness	350

Subject to changes. Please also observe the further product documentation!

WAGO Kontakttechnik GmbH & Co. KG
Hansastr. 27
32423 Minden
Phone: +49571 887-0 | Fax: +49571 887-169
Email: info.de@wago.com | Web: www.wago.com

Do you have any questions about our products?
We are always happy to take your call at +49 (571) 887-44222.



HBT Half Brightness Time	50,000 h
Visualization	Target Visu
Communication	Modbus (TCP, UDP) Ethernet Modbus RTU CANopen
Operating system	Windows CE
Processor	32-bit ARM9 200 MHz
Programming environment	WAGO-I/O-PRO V2.3 (based on CODESYS V2.3)
Main memory (RAM)	64 MB
Internal memory (flash)	64 MB
RAM memory	1 MB
Program memory	1024 kByte
Data memory	1024 kByte
Software non-volatile memory	128 Kbytes
Type of memory card	SD card (max. 2 GB)
Baud rate	ETHERNET: 10/100 Mbit/s
Panel	Touch, analog, resistive
Supply voltage	DC 24 V (18 ... 30 V)
Max. input current (24 V)	250 mA
Operating power	8 W ... 12 W

Connection data

Connection technology: communication/fieldbus

Modbus TCP: 1 x RJ-45; Modbus RTU: 1 x D-sub 9 plug; CANopen: 1 x RJ-45; RS-232 serial interface: 1 x D-sub 9 plug; RS-232 + RS-485 serial interface: 1 x D-sub 9 plug; USB: 2 x USB 2.0 host (type A)

Geometrical Data

Width	208 mm / 8.189 inch
Height	150 mm / 5.906 inch
Depth	42 mm / 1.654 inch
Panel cutout (W x H)	(198 x 140) mm

Mechanical data

Weight	570 g
Front panel	Plastic, polyester film
Housing material	plastic
Conformity marking	CE

Subject to changes. Please also observe the further product documentation!

WAGO Kontakttechnik GmbH & Co. KG
Hansastr. 27
32423 Minden
Phone: +49571 887-0 | Fax: +49571 887-169
Email: info.de@wago.com | Web: www.wago.com

Do you have any questions about our products?
We are always happy to take your call at +49 (571) 887-44222.

Environmental Requirements


Surrounding air (operating) temperature	0 ... 50 °C
Surrounding air (storage) temperature	-10 ... 60 °C
Protection class	IP65
Note on protection class	IP65 (front side); IP20 (rear side)
Relative air humidity (no condensation)	85 %
Mounting type	4 x clamping elements

Commercial data



Packaging type	BOX
Country of origin	DE
GTIN	4050821396871
Customs Tariff No.	84714100000

Approvals / Certificates

Country specific Approvals

Logo	Approval	Additional Approval Text	Certificate name
	KC National Radio Research Agency	Article 58-2, Clause 3	MSIP- REM-W43- CTP762

Ship Approvals

Logo	Approval	Additional Approval Text	Certificate name
	LR Lloyds Register	-	02/20026 (E5)
	RINA RINA Germany GmbH	-	ELE343217XG

UL-Approvals

Logo	Approval	Additional Approval Text	Certificate name
	UL	UL 508	E175199

Subject to changes. Please also observe the further product documentation!



UL International Germany GmbH (ORDINARY LOCATIONS)

Sec.9

Counterpart

Compatible products

assembling

Item no.: 758-879/000-301
Mounting Set; 14.5 cm (5.7")

www.wago.com/758-879/000-301

memory card



Item no.: 758-879/000-001
Memory Card SD; SLC-NAND; 2 GByte; Temperature from -40 to 90 °C

www.wago.com/758-879/000-001

wiring and connectors



Item no.: 758-879/000-100
DVI-D cable; 3 m

www.wago.com/758-879/000-100

Item no.: 758-879/000-101
USB A-B cable; 3 m

www.wago.com/758-879/000-101

Downloads

Documentation

Manual

WAGO MODBUS Master Configurator for configuration of MODBUS networks in WAGO-I/O-PRO (CODESYS)	V 1.1.0	pdf 1.8 MB	Download
---	---------	---------------	----------

PERSPECTO® CP, Control Panel with Target Visualisation CP 57 QVGA TV	V 1.2.1	pdf 1.1 MB	Download
---	---------	---------------	----------

Instruction Leaflet

Gebrauchs- und Montageanleitung		pdf	Download
---------------------------------	--	-----	----------

Subject to changes. Please also observe the further product documentation!

WAGO Kontakttechnik GmbH & Co. KG
Hansastr. 27
32423 Minden
Phone: +49571 887-0 | Fax: +49571 887-169
Email: info.de@wago.com | Web: www.wago.com

Do you have any questions about our products?
We are always happy to take your call at +49 (571) 887-44222.



1.6 MB

Additional Information

Disposal; Electrical and electronic equipment, Packaging	V 1.0.0	pdf 265.8 kB	Download
--	---------	-----------------	----------

System Description

Operation and Monitoring – General Product Information		pdf 795.2 kB	Download
--	--	-----------------	----------

Application Notes**Application Note CoDeSys 2.3**

3-Phase power measurement with CAN coupler on a perspecto control panel (a500810)	V1.0.0 Jul 1, 2015	zip 4.6 MB	Download
---	-----------------------	---------------	----------

PERSPECTO CP with TV Using serial interfaces (a762100) This application example demonstrates use of serial interfaces internal to PERSPECTO® CP control panel with Target Visualization (TV).	V1.0.2 Jan 25, 2013	zip 701.2 kB	Download
--	------------------------	-----------------	----------

Backup und restore der CP-TV Konfiguration Dieses Applikationsbeispiel demonstriert, wie bei einem CP-TV Gerät die Konfiguration gespeichert und wiederhergestellt werden kann. Hierfür werden Retain- und Retain Persistent- Variablen in einer Datei gespeichert. Nach Änderung der Werte der Variablen sollen die gespeicherten Werte wieder zurückgespeichert werden. Es wird somit ein Backup des Programms eines Zielsystems erstellt (Speichern des Programms) und in einem weiteren Zielsystem ein Restore durchgeführt (zurückspeichern des Programms).	V1.0.0 Aug 22, 2012	zip 552.3 kB	Download
---	------------------------	-----------------	----------

Libraries**Library**

WagoCANLayer2_01 This library provides function blocks that enable CAN-Layer-2 communication to be established using 11-bit and 29-bit identifiers.	1.0.1	pdf 788.9 kB	Download
--	-------	-----------------	----------

Engineering-Software**Configuration and Commissioning Software**

WAGO-IO-PRO Demo-Version (759-912) / Serie 750, 758 und 762

Subject to changes. Please also observe the further product documentation!

WAGO Kontakttechnik GmbH & Co. KG
 Hansastr. 27
 32423 Minden
 Phone: +49571 887-0 | Fax: +49571 887-169
 Email: info.de@wago.com | Web: www.wago.com

Do you have any questions about our products?
 We are always happy to take your call at +49 (571) 887-44222.



2.3.9.55
Jul 3, 2015

zip
108.3 MB

Download

CAD/CAE-Data

CAD data

2D/3D Models 762-3057/000-001

URL

Download

CAE data

WSCAD Universe 762-3057/000-001

URL

Download

Installation Notes

Product family

PERSPECTO

Dem Control-Panel spendierte WAGO zusätzlich zur HMI eine PLC-Runtime. Das Ergebnis ist ein vollwertiges Automatisierungsgerät.

[Learn more about the product family.](#)

[Show all products from the family](#)

Subject to changes. Please also observe the further product documentation!

WAGO Kontakttechnik GmbH & Co. KG
Hansastr. 27
32423 Minden
Phone: +49571 887-0 | Fax: +49571 887-169
Email: info.de@wago.com | Web: www.wago.com

Do you have any questions about our products?
We are always happy to take your call at +49 (571) 887-44222.