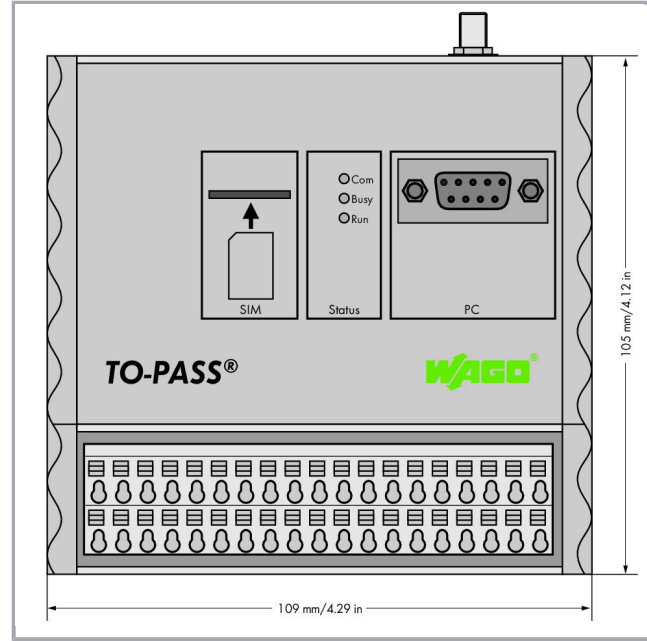



Data sheet | Item number: 761-113

TO-PASS® Compact; 4-channel digital input; 2-channel analog input; Web-Portal; Fault indicator; Telecontrol; 1,50 mm²



www.wago.com/761-113



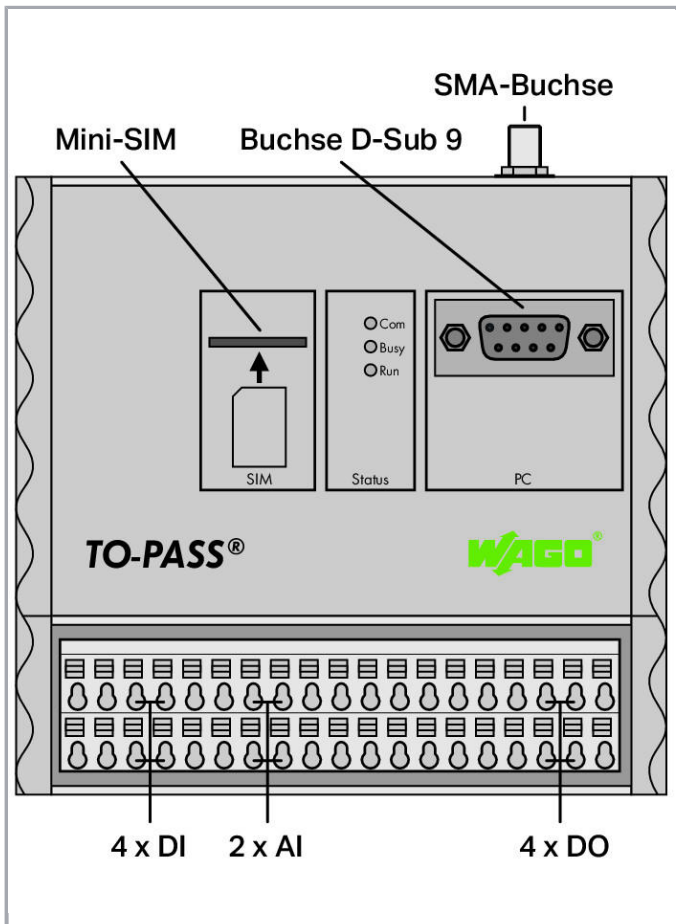
RoHS
Compliant



Subject to changes. Please also observe the further product documentation!

WAGO Kontakttechnik GmbH & Co. KG
Hansastr. 27
32423 Minden
Phone: +49571 887-0 | Fax: +49571 887-169
Email: info.de@wago.com | Web: www.wago.com

Do you have any questions about our products?
We are always happy to take your call at +49 (571) 887-44222.



Item description

This compact telecontrol module provides fault detection/indication and Internet connectivity for machines and installations over a GSM network. The module can be used in many countries via an integrated quad-band GSM modem. Messages are sent via SMS, email, fax or phone call. In addition, the process image can be transmitted in an adjustable cycle to a user-selected Internet address. Switching of outputs is performed via SMS.

The module is equipped with four digital inputs, four digital outputs and two analog inputs, including an integrated GSM modem. Ideal for applications in distributed stations for temperatures ranging from -20°C to $+70^{\circ}\text{C}$. Ability to mount on DIN-rail and intuitive user software make unit easy to use. Operating voltage ranges from +10 to +30 VDC.

Specialty functions:

- Acknowledgment: Any fault message
- Stand-by: Automatic remote switching of stand-by service
- Remote parameterization: Programming and process visualization conveniently performed from the office
- GPRS-dedicated line: Permanent online connection to the process on a Webserver or PC with fixed IP address (e.g., DSL connection)

Subject to changes. Please also observe the further product documentation!



Data

Technical Data

Services	SMS (bidirectional) Email Fax CSD data transmission GPRS connection to Internet
Wireless technology	Mobile communications
Frequency band	GSM quad-band
Number of digital inputs	4
Number of digital outputs	4
Number of analog inputs	2
Type of signal	Electricity
Type of signal current	DC 0 ... 20 mA; DC 4 ... 20 mA
Input characteristic	Type 3
Input current per channel for signal (1) max.	2.9 mA
Output switching design	Contacts
Output current per channel	0.5 A
Output current	short-circuit-protected
Voltage range for signal (0)	0 ... 5 VDC
Voltage range for signal (1)	7 ... 30 VDC
SIM-Kartentyp	Mini-SIM
Number of receivers	4 (PC, SMS, email, phone, fax)
Messfehler, Bezugstemperatur	25 °C
Messfehler, Abweichung max. vom Messbereichsendwert	1 %
Temperaturfehler max. vom Messbereichsendwert	0.1 %/K
Eingangswiderstand Strommessung	200 Ω
Self consumption	20 mA (closed current); 500 mA (current during transmission)
Supply voltage	DC 10 ... 30 V
Indicators	LED (Com, Busy, Run) green: Communication status, GSM modem, module

Connection data

Connection technology: communication/fieldbus	1 x D-Sub 9 socket
Connection technology: In-/Outputs	12 x Terminal blocks (250 Series) with PUSH WIRE® connection
Anschlussstechnik: Versorgung	6 x Terminal blocks (250 Series) with PUSH WIRE® connection
Connection technology: Antenna	1 x SMA socket
Solid conductor	0,5 ... 1,5 mm ² / 22 ... 14 AWG

Subject to changes. Please also observe the further product documentation!

WAGO Kontakttechnik GmbH & Co. KG
Hansastr. 27
32423 Minden
Phone: +49571 887-0 | Fax: +49571 887-169
Email: info.de@wago.com | Web: www.wago.com

Do you have any questions about our products?
We are always happy to take your call at +49 (571) 887-44222.



Fine-stranded conductor	0,5 ... 1,5 mm ² / 22 ... 14 AWG
Strip length	9 ... 10 mm / 0.35 ... 0.39 inch

Geometrical Data

Width	109 mm / 4.291 inch
Height from upper-edge of DIN-35 rail	78 mm / 3.071 inch
Depth	105 mm / 4.134 inch

Mechanical data

Type of mounting	DIN-35 rail
------------------	-------------

Material Data

Weight	403.4 g
--------	---------

Environmental Requirements

Surrounding air (operating) temperature	-20 ... 70 °C
Surrounding air (storage) temperature	-40 ... 85 °C
Protection class	IP20
Vibration resistance	4g per IEC 60068-2-6
Shock resistance	15g per IEC 60068-2-27
EMC immunity to interference	per EN 61000-6-2
EMC emission of interference	per EN 61000-6-3

Commercial data

Product Group	27 (Special components I/O)
Packaging type	BOX
Country of origin	DE
GTIN	4050821079767
Customs Tariff No.	85389091890

Counterpart












Compatible products

General accessories

Subject to changes. Please also observe the further product documentation!

WAGO Kontakttechnik GmbH & Co. KG
Hansastr. 27
32423 Minden
Phone: +49571 887-0 | Fax: +49571 887-169
Email: info.de@wago.com | Web: www.wago.com

Do you have any questions about our products?
We are always happy to take your call at +49 (571) 887-44222.

	Item no.: 758-961 Self-adhesive antenna; with 2.5m cable and SMA straight plug; GSM/UMTS/LTE/Bluetooth®/WLAN; 699-960, 1710-2690 MHz	www.wago.com/758-961
	Item no.: 758-962 Theft-proof antenna; with 1m cable and SMA straight plug; GSM/UMTS/ BT/ WLAN; 850/ 900/ 1800/ 1900/ 2100/ 2400 MHz	www.wago.com/758-962
	Item no.: 758-963 Rod antenna; with 1m cable and SMA straight plug; GSM UMTS; 850/ 900/ 1800/ 1900/ 2100 MHz	www.wago.com/758-963
	Item no.: 758-964 Adaptor; FME plug to SMA plug; for antennas with FME socket to devices with SMA socket	www.wago.com/758-964
	Item no.: 758-965 Magnetic foot antenna; with 2.5m cable and SMA straight plug; GSM UMTS; 850/ 900/ 1800/ 1900/ 2100 MHz	www.wago.com/758-965
	Item no.: 758-966 Theft-proof combination antenna; with 2.5m cable and SMA straight plug; GSM UMTS; 850/ 900/ 1800/ 1900/ 2100 MHz	www.wago.com/758-966
	Item no.: 758-967 Adaptor; FME socket to SMA socket; GSM/ UMTS/ Bluetooth®/ WLAN	www.wago.com/758-967
	Item no.: 758-968 Adaptor; SMA plug to SMA plug; GSM/ UMTS/ Bluetooth®/ WLAN	www.wago.com/758-968
	Item no.: 758-969 RF Lighting Protection; SMA socket to SMA socket; GSM/ UMTS/ Bluetooth®/ WLAN	www.wago.com/758-969
	Item no.: 758-970/000-100 Connecting cable with SMA socket and SMA plug; Cable length 1 m; Cable type H155; GSM/ UMTS/ Bluetooth®/ WLAN	www.wago.com/758-970/000-100
	Item no.: 758-970/000-1000 Connecting cable with SMA socket and SMA plug; Cable length 10 m; Cable type H155; GSM/ UMTS/ Bluetooth®/ WLAN	www.wago.com/758-970/000-1000
	Item no.: 758-970/000-300 Connecting cable with SMA socket and SMA plug; Cable length 3 m; Cable type H155; GSM/ UMTS/ Bluetooth®/ WLAN	www.wago.com/758-970/000-300
	Item no.: 758-970/000-500 Connecting cable with SMA socket and SMA plug; Cable length 5 m; Cable type H155; GSM/ UMTS/ Bluetooth®/ WLAN	www.wago.com/758-970/000-500
	Item no.: 758-971 Antenna splitter with 3 SMA sockets; GSM/ UMTS/ Bluetooth®/ WLAN	www.wago.com/758-971
	Item no.: 761-9005 USB adapter; with 1m connection cable	www.wago.com/761-9005
software		
	Item no.: 759-930 TO-PASS® Configurator; CD	www.wago.com/759-930

Subject to changes. Please also observe the further product documentation!



Downloads

Documentation

Manual

System description, telecontrol modules S, M, Compact	V 1.0.1	pdf 1.0 MB	Download
Fernwirkmodul Compact, 2 AI, Web 4 digital inputs, 4 digital outputs, 2 analog inputs, Internet connection via GPRS	V 2.0.0	pdf 3.0 MB	Download

Additional Information

Disposal; Electrical and electronic equipment, Packaging	V 1.0.0	pdf 265.8 kB	Download
--	---------	-----------------	----------

System Description

TO-PASS® Telecontrol Technology – General Product Information		pdf 745.3 kB	Download
---	--	-----------------	----------

Engineering-Software

Configuration and Commissioning Software

(759-930) TO-PASS Konfigurationssoftware / Serie 761	2.19 Jan 29, 2016	zip 2.6 MB	Download
--	----------------------	---------------	----------

CAD/CAE-Data

CAE data

EPLAN Data Portal 761-113		URL	Download
WSCAD Universe 761-113		URL	Download

Installation Notes

Subject to changes. Please also observe the further product documentation!

WAGO Kontakttechnik GmbH & Co. KG
 Hansastr. 27
 32423 Minden
 Phone: +49571 887-0 | Fax: +49571 887-169
 Email: info.de@wago.com | Web: www.wago.com

Do you have any questions about our products?
 We are always happy to take your call at +49 (571) 887-44222.