

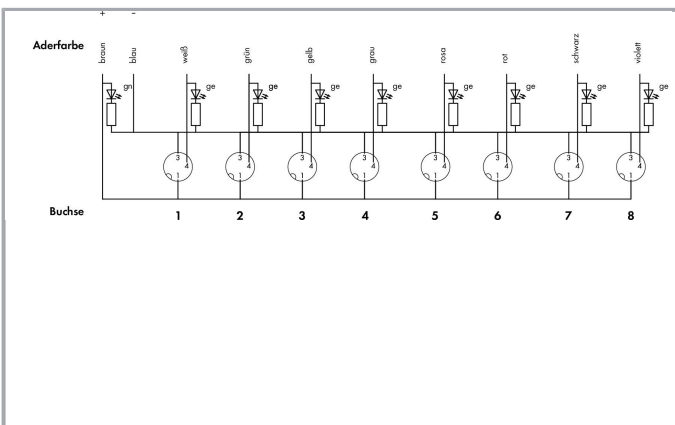
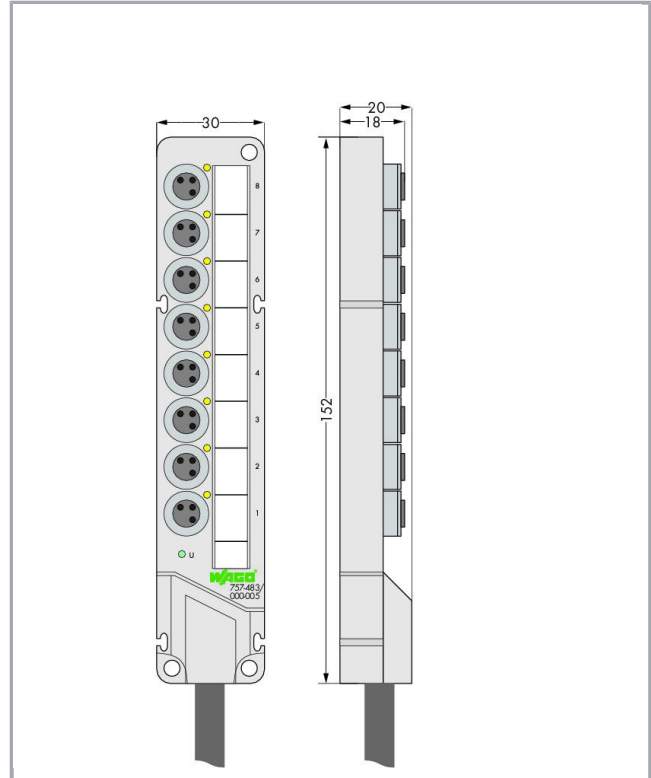
Data sheet | Item number: 757-483/000-005
M8 sensor/actuator box; 8-way; 3-pole; 5m connecting cable



www.wago.com/757-483/000-005



RoHS Compliant



Item description

Subject to changes. Please also observe the further product documentation!

WAGO Kontakttechnik GmbH & Co. KG
Hansastr. 27
32423 Minden
Phone: +49571 887-0 | Fax: +49571 887-169
Email: info.de@wago.com | Web: www.wago.com

Do you have any questions about our products?
We are always happy to take your call at +49 (571) 887-44222.



- M8 sensor/actuator box, 8-way
- 3-pole (1 signal per contact)
- Cable length: 5 and 10 m
- Green LED operating indicator
- Yellow LED status indicator
- incl. marker strips (WMB markers can also be used)
- incl. M8 protective caps (2 pcs)

Data

Technical Data

Contact resistance max.	0.01 Ω
Supply voltage	DC 10 ... 30 V; Rated voltage: 32 V ~ rms
Current carrying capacity of the signal connections	2 A
Current carrying capacity of the supply connections	6 A
Bemessungswert der galvanischen Trennung	500 V
Funktional getrennte Potentialgruppen	Kontakt/Kontakt
Insulation resistance	1000 M Ω
Signal characteristic	PNP
Indicators	LED yellow: Signal status (1 x per contact); LED (U) green: Sensor /actuator box status

Connection data

Connection technology: In-/Outputs	8 x M8 socket; 3-pole
Connection technology: trunk cable	1 x Fixed connecting cable
Length of the connecting cable	5 m
Strip length	100 mm / 3.94 inch
Colors of the leads	white, green, yellow, gray, pink, red, black, purple, brown, blue
Conductor cross section	Wire cross-section: 0,34 mm ² ; Wire cross-section (2): 0,75 mm ²

Geometrical Data

Width	30 mm / 1.181 inch
Height	20 mm / 0.787 inch
Depth	152 mm / 5.984 inch

Mechanical data

Mounting type	Screw mounting
---------------	----------------

Subject to changes. Please also observe the further product documentation!

WAGO Kontakttechnik GmbH & Co. KG
 Hansastr. 27
 32423 Minden
 Phone: +49571 887-0 | Fax: +49571 887-169
 Email: info.de@wago.com | Web: www.wago.com

Do you have any questions about our products?
 We are always happy to take your call at +49 (571) 887-44222.

Material Data

Housing material	PA 66 (UL 94 V0); RAL 7035; silicon and halogen free
Halogen-free	Yes
Cable diameter	7,4 mm
bending radius	10 x cable diameter (min.) for flexible application
Materialeigenschaften der Anschlüsse	Contact: CuSn, nickel base-coat plating and 0.8 µm gold-plated; Threaded bush: die-cast Zn, nickel-plated; Seal: Viton; 50 mating cycles
Sheath material	PUR
Color of sheathed cable	black
Potting	Fully encapsulated with conformal coating (UL 94 V0)

Environmental Requirements


Surrounding air (operating) temperature	-25 ... 80 °C
Umgebungstemperatur (Betrieb) bewegt	-5 ... +80 °C
Umgebungstemperatur (Betrieb) ruhend	-40 ... +80 °C
Protection class	IP68
Note on protection class	72 h at a depth of 1 m under water per EN 60529 in the fully locked position with its plugs or protective caps
Degree of pollution (5)	3 per VDE 0110
Vibration resistance	per IEC 60068-2-6
Shock resistance	per IEC 60068-2-27

Commercial data

Packaging type	BOX
Country of origin	DE
GTIN	4044918978637
Customs Tariff No.	85366990990

Approvals / Certificates

UL-Approvals

Logo	Approval	Additional Approval Text	Certificate name
	UL UL International Germany GmbH (ORDINARY LOCATIONS)	UL 508	E175199 Sec.5

Subject to changes. Please also observe the further product documentation!



Counterpart

Compatible products

General accessories

Item no.: 756-8101 M8 protective cap; for unused sockets; -	www.wago.com/756-8101
---	--

Item no.: 757-080 Spacer module for sensor/actuator box; 8-way	www.wago.com/757-080
--	--

Marking accessories

Item no.: 210-110 Fiber-tip pen	www.wago.com/210-110
---	--

Item no.: 757-081 Marking strips; cut to a defined length; not stretchable; plain; snap-on type; white	www.wago.com/757-081
--	--

Downloads

Documentation

Additional Information

Disposal; Electrical and electronic equipment, Packaging	V 1.0.0	pdf 265.8 kB	Download
--	---------	-----------------	----------

System Description

Sensor/Actuator Boxes – General Product Information	pdf 537.3 kB	Download
---	-----------------	----------

CAD/CAE-Data

CAD data

2D/3D Models 757-483/000-005	URL	Download
------------------------------	-----	----------

CAE data

EPLAN Data Portal 757-483/000-005	URL	Download
-----------------------------------	-----	----------

WSCAD Universe 757-483/000-005	URL	Download
--------------------------------	-----	----------

Subject to changes. Please also observe the further product documentation!

WAGO Kontakttechnik GmbH & Co. KG
Hansastr. 27
32423 Minden
Phone: +49571 887-0 | Fax: +49571 887-169
Email: info.de@wago.com | Web: www.wago.com

Do you have any questions about our products?
We are always happy to take your call at +49 (571) 887-44222.



Installation Notes

Subject to changes. Please also observe the further product documentation!

WAGO Kontakttechnik GmbH & Co. KG
Hansastr. 27
32423 Minden
Phone: +49571 887-0 | Fax: +49571 887-169
Email: info.de@wago.com | Web: www.wago.com

Do you have any questions about our products?
We are always happy to take your call at +49 (571) 887-44222.