


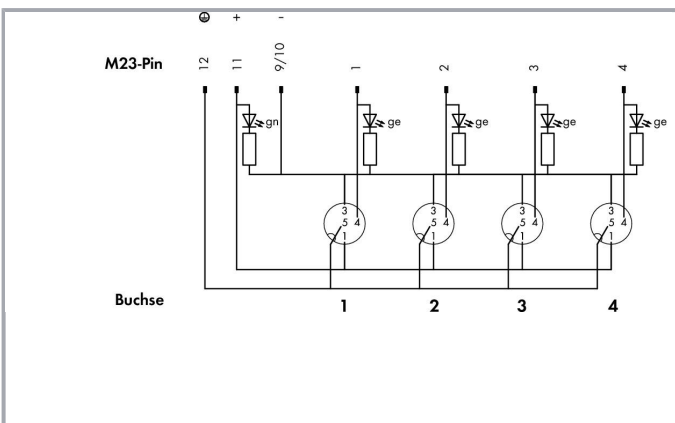
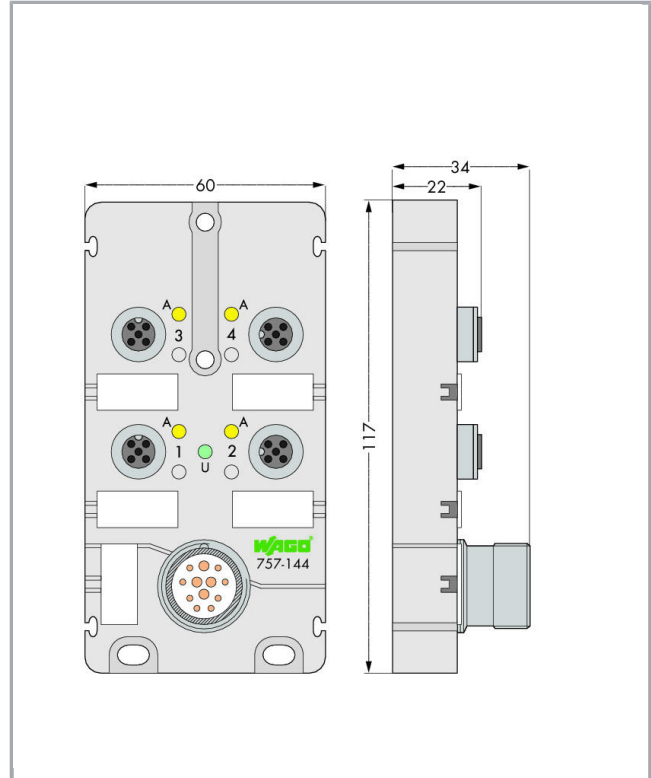
Data sheet | Item number: 757-144

M12 sensor/actuator box; 4-way; 4-pole; M23 connector

www.wago.com/757-144



RoHS
Compliant



Item description

Subject to changes. Please also observe the further product documentation!

WAGO Kontakttechnik GmbH & Co. KG
Hansastr. 27
32423 Minden
Phone: +49571 887-0 | Fax: +49571 887-169
Email: info.de@wago.com | Web: www.wago.com

Do you have any questions about our products?
We are always happy to take your call at +49 (571) 887-44222.



- M12 sensor/actuator box, 4-way
- 4-pole (1 signal per contact)
- M23 connector (12-pole)
- Green LED operating indicator
- Yellow LED status indicator
- incl. markers (10 pcs)
- incl. M12 protective caps (2 pcs)

Data

Technical Data

Contact resistance max.	0.01 Ω
Supply voltage	DC 10 ... 30 V; Bemessungsspannung: 32 V ~ eff.
Current carrying capacity of the signal connections	2 A
Current carrying capacity of the supply connections	9 A
Bemessungswert der galvanischen Trennung	500 V
Funktional getrennte Potentialgruppen	Kontakt/Kontakt
Insulation resistance	1000 MΩ
Signal characteristic	PNP
Indicators	LED (A) yellow: Signal status (1 x per contact); LED (U) green: Sensor /actuator box status

Connection data

Connection technology: In-/Outputs	4 x M12 connectors, 4 poles, incl. PE
Connection technology: trunk cable	1 x Stecker M23; 12-polig

Geometrical Data

Width	60 mm / 2.362 inch
Height	34 mm / 1.339 inch
Depth	117 mm / 4.606 inch

Mechanical data

Mounting type	Screw mounting
---------------	----------------

Material Data

Housing material	PA 66 (UL 94 V0); RAL 7035; silicon and halogen free
------------------	--

Subject to changes. Please also observe the further product documentation!

WAGO Kontakttechnik GmbH & Co. KG
 Hansastr. 27
 32423 Minden
 Phone: +49571 887-0 | Fax: +49571 887-169
 Email: info.de@wago.com | Web: www.wago.com

Do you have any questions about our products?
 We are always happy to take your call at +49 (571) 887-44222.

Halogen-free	Yes
Materialeigenschaften der Anschlüsse	Contact: CuSn, pre-nickeled and 0.8 µm gold-plated; Tapped bush: Zn diecast nickel-plated; Seal: Viton; Connection cycles: 50
Potting	Fully encapsulated with conformal coating (UL 94 V0)

Environmental Requirements


Surrounding air (operating) temperature	-25 ... 80 °C
Protection class	IP67
Note on protection class	per EN 60529 (NEMA 6 & 6P) in fully locked position with its plugs or protective caps
Degree of pollution (5)	3 acc. to VDE 0110
Vibration resistance	acc. to IEC 60068-2-6
Shock resistance	acc. to IEC 60068-2-27

Commercial data

Product Group	23 (I/O passive and accessories)
Packaging type	BOX
Country of origin	DE
GTIN	4050821054276
Customs Tariff No.	85369095990

Approvals / Certificates

UL-Approvals

Logo	Approval	Additional Approval Text	Certificate name
	UL UL International Germany GmbH (ORDINARY LOCATIONS)	UL 508	E175199 Sec.5

Counterpart







Compatible products

wiring and connectors

Subject to changes. Please also observe the further product documentation!

WAGO Kontakttechnik GmbH & Co. KG
 Hansastr. 27
 32423 Minden
 Phone: +49571 887-0 | Fax: +49571 887-169
 Email: info.de@wago.com | Web: www.wago.com

Do you have any questions about our products?
 We are always happy to take your call at +49 (571) 887-44222.

	Item no.: 756-3201/120-050 Connecting cable; 12-pole; Length: 5 m	www.wago.com/756-3201/120-050
	Item no.: 756-3201/120-100 Connecting cable; 12-pole; Length: 10 m	www.wago.com/756-3201/120-100
	Item no.: 756-3201/120-150 Connecting cable; 12-pole; Length: 15 m	www.wago.com/756-3201/120-150
	Item no.: 756-3202/120-050 Connecting cable; 12-pole; Length: 5 m	www.wago.com/756-3202/120-050
	Item no.: 756-3202/120-100 Connecting cable; 12-pole; Length: 10 m	www.wago.com/756-3202/120-100
	Item no.: 756-3202/120-150 Connecting cable; 12-pole; Length: 15 m	www.wago.com/756-3202/120-150

General accessories

	Item no.: 756-8102 M12 protective cap; for unused sockets; -	www.wago.com/756-8102
	Item no.: 757-040 Spacer module for sensor/actuator box; 4-way	www.wago.com/757-040

Marking accessories

	Item no.: 210-110 Fiber-tip pen	www.wago.com/210-110
	Item no.: 757-011 Marker card; not stretchable; snap-on type; white	www.wago.com/757-011

Downloads

Documentation

Additional Information

Disposal; Electrical and electronic equipment, Packaging	V 1.0.0	pdf 265.8 kB	Download
--	---------	-----------------	----------

System Description

Sensor/Actuator Boxes – General Product Information	pdf 537.3 kB	Download
---	-----------------	----------

Subject to changes. Please also observe the further product documentation!



CAD/CAE-Data

CAD data

2D/3D Models 757-144	URL	Download
----------------------	---------------------	--------------------------

CAE data

EPLAN Data Portal 757-144	URL	Download
---------------------------	---------------------	--------------------------

WSCAD Universe 757-144	URL	Download
------------------------	---------------------	--------------------------

Installation Notes

Subject to changes. Please also observe the further product documentation!

WAGO Kontakttechnik GmbH & Co. KG
Hansastr. 27
32423 Minden
Phone: +49571 887-0 | Fax: +49571 887-169
Email: info.de@wago.com | Web: www.wago.com

Do you have any questions about our products?
We are always happy to take your call at +49 (571) 887-44222.