

Data sheet | Item number: 745-584

Comb-style jumper bar; 4-way

www.wago.com/745-584



Data

Electrical data

Ratings per IEC/EN 60664-1

Legend (ratings)

(III / 2) $\hat{=}$ Overvoltage category III / Pollution degree 2

Approvals per UL 1059

Approvals per

UL 1059

Connection data

Number of connection types

1

Width of staggered jumper

4-way

Geometrical Data

Pin spacing

10 mm / 0.394 inch

Subject to changes. Please also observe the further product documentation!

WAGO Kontakttechnik GmbH & Co. KG

Hansastr. 27

32423 Minden

Phone: +49571 887-0 | Fax: +49571 887-169

Email: info.de@wago.com | Web: www.wago.com

Do you have any questions about our products?

We are always happy to take your call at +49 (571) 887-44222.



Mechanical data

Suitable

for 745 Series 745 – 16 mm² and 2706 Series

Material Data

Contact material	Copper alloy
Contact plating	tin-plated
Weight	7.8 g

Commercial data

Product Group	4 (Printed Circuit)
Packaging type	BOX
Country of origin	CH
GTIN	4044918303507
Customs Tariff No.	85366990990

Counterpart

Downloads

Documentation

Additional Information

Technical explanations	Apr 3, 2019	pdf 3.6 MB	Download
------------------------	-------------	---------------	----------


CAD/CAE-Data

CAD data


2D/3D Models 745-584	URL	Download
----------------------	-----	----------

Installation Notes


Subject to changes. Please also observe the further product documentation!



Inserting a comb-style jumper bar.



To insert a comb-style jumper bar, push it down using a screwdriver until it hits the backstop – 745 Series.



To remove the comb-style jumper bar, lift it up using a screwdriver – 745 Series.

Subject to changes. Please also observe the further product documentation!