

Data sheet | Item number: 745-391

Comb-style jumper bar; 2-way (1-3)

www.wago.com/745-391



Data

Electrical data

Ratings per IEC/EN 60664-1

Legend (ratings)

(III / 2) ≙ Overvoltage category III / Pollution degree 2

Subject to changes. Please also observe the further product documentation!

WAGO Kontakttechnik GmbH & Co. KG
Hansastr. 27
32423 Minden
Phone: +49571 887-0 | Fax: +49571 887-169
Email: info.de@wago.com | Web: www.wago.com

Do you have any questions about our products?
We are always happy to take your call at +49 (571) 887-44222.

Approvals per UL 1059

Approvals per	UL 1059
---------------	---------

Connection data

Number of connection types	1
Width of staggered jumper	1 to 3

Geometrical Data

Pin spacing	10 mm / 0.394 inch
-------------	--------------------

Mechanical data

Suitable	for 745 Series 745 – 6 mm ² and 2706 Series
----------	--

Material Data

Contact material	Copper alloy
Contact plating	tin-plated
Weight	1.7 g

Commercial data

Product Group	4 (Printed Circuit)
Packaging type	BOX
Country of origin	CH
GTIN	4017332608459
Customs Tariff No.	85366990990

Counterpart

Downloads


Documentation

Additional Information


Technical explanations	Apr 3, 2019	pdf 3.6 MB	Download
------------------------	-------------	---------------	----------

Subject to changes. Please also observe the further product documentation!


Installation Notes



Inserting a comb-style jumper bar.



To insert a comb-style jumper bar, push it down using a screwdriver until it hits the backstop – 745 Series.



To remove the comb-style jumper bar, lift it up using a screwdriver – 745 Series.

Subject to changes. Please also observe the further product documentation!